

**TOWN OF SWANSBORO
FINANCIAL REPORT
(AS OF MARCH 31, 2026)**

REVENUES

EXPENDITURES

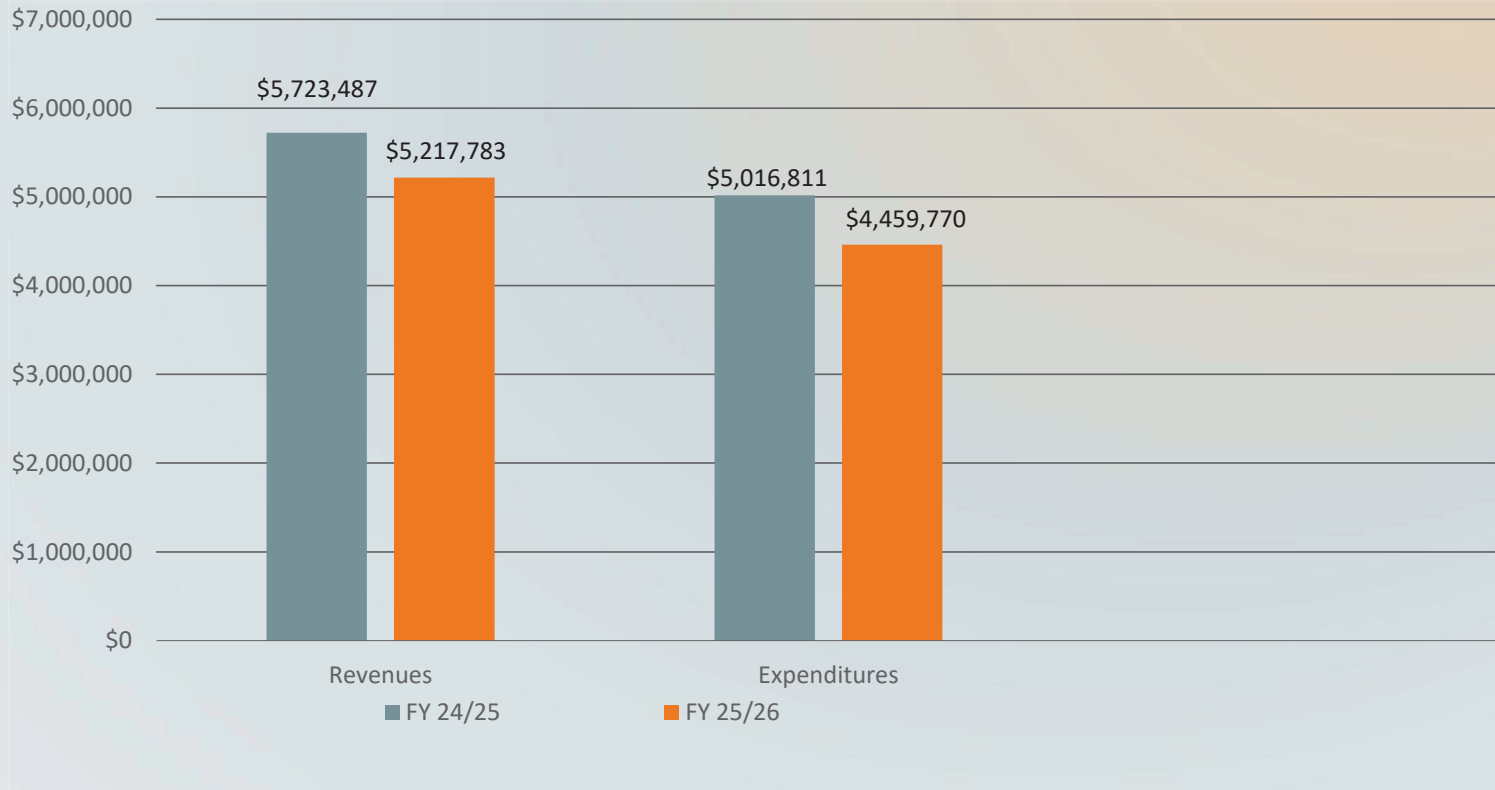
LOAN PAYMENTS

INVESTMENTS

GRANT UPDATE

**TOWN OF SWANSBORO
REVENUES/EXPENDITURES
TWO YEAR COMPARISON
(AS OF MARCH 31, 2026)**

GENERAL FUND



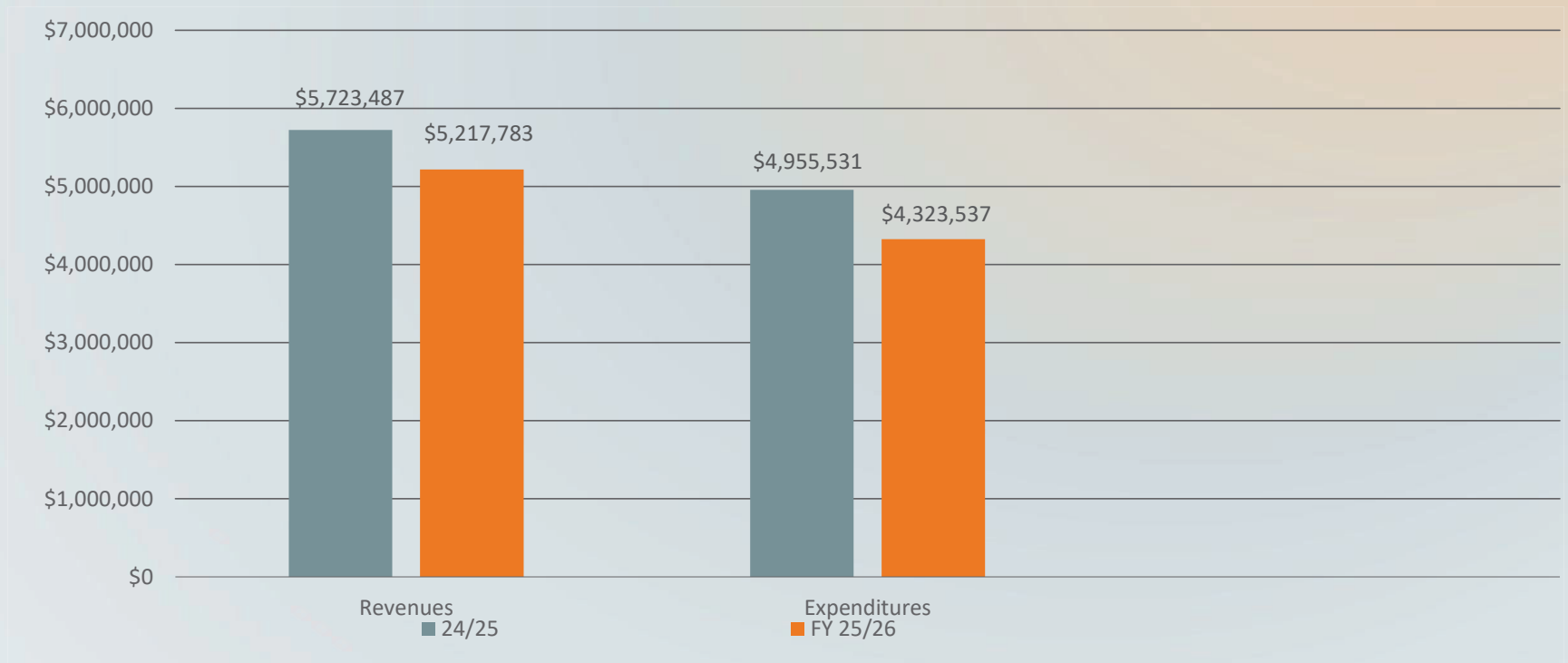
ENCUMBRANCES INCLUDED

Total Excess of Revenues Over Expenditures-\$758,013

**TOWN OF SWANSBORO
REVENUES/EXPENDITURES
TWO YEAR COMPARISON
(AS OF MARCH 31, 2026)**

(ACTUAL)

GENERAL FUND



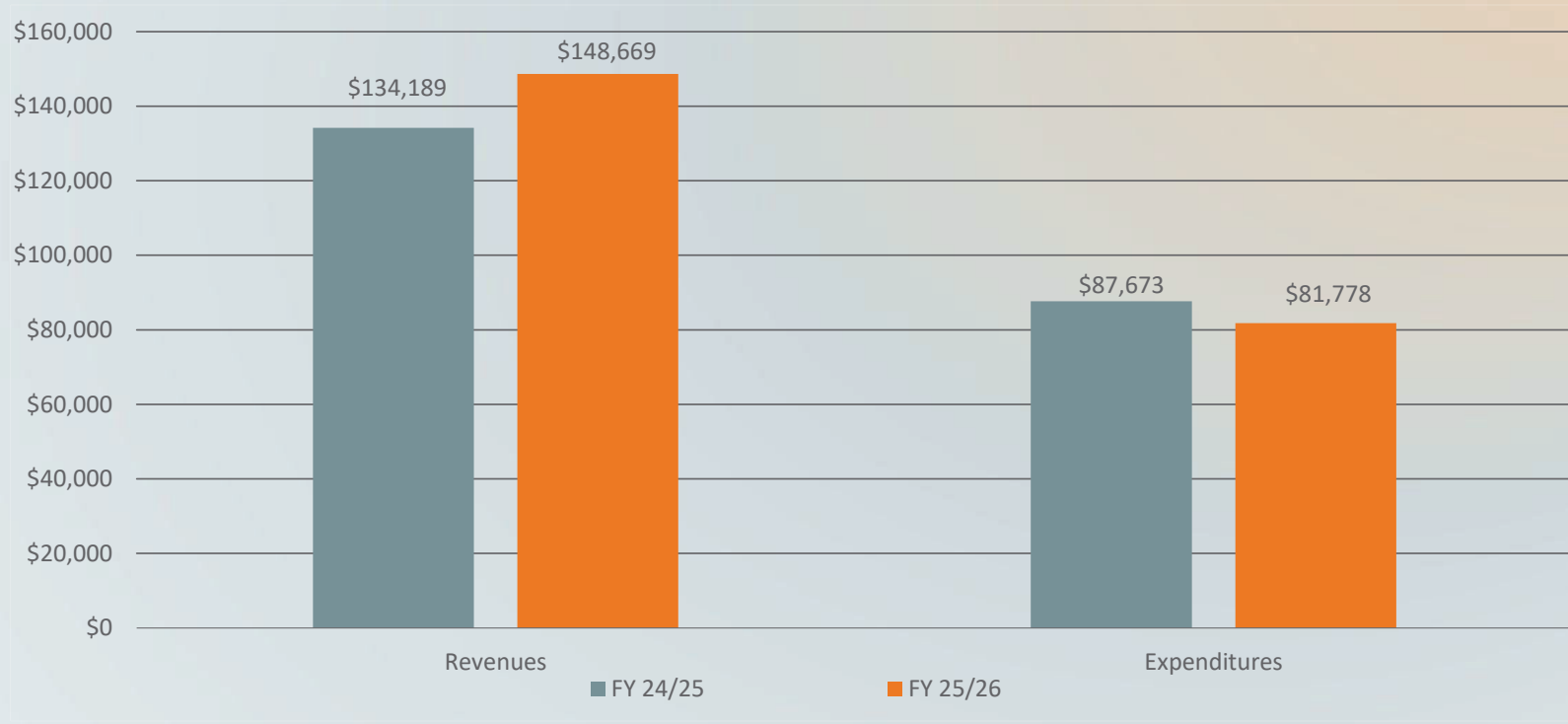
(ENCUMBRANCES NOT INCLUDED)

Total Excess of Revenues Over Expenditures- \$894,246

DEPT.	BUDGET	YTD ACTUAL	(PURCHASE ORDERS) ENCUMBERED BALANCE	SPENT % March 31, 2026
NON DEPARTMENTAL	581,365	431,322	12,570	76.4%
GOVERNING BODY	297,004	29,722	2,749	10.9%
ADMIN SERVICES	445,135	299,427	909	67.5%
FINANCE	345,320	231,077	999	67.2%
LEGAL	59,300	26,871	-	45.3%
PUBLIC BUILDINGS	303,843	221,597	8,178	75.6%
FIRE	1,607,343	1,130,849	37,899	72.7%
PERMITTING	301,128	197,771	2,043	66.4%
PLANNING	92,066	67,017	-	72.8%
POLICE	1,429,971	951,687	33,006	68.9%
PUBLIC WORKS-STREETS	840,983	230,353	3,218	27.8%
POWELL BILL-STREETS	126,580	83,153	378	66.0%
PARKS & RECREATION	581,236	251,852	20,347	46.8%
DOWNTOWN FACILITIES	108,451	83,043	2,805	79.2%
FESTIVALS & EVENTS	154,689	78,800	9,532	57.1%
EMERGENCY MANAGEMENT	12,000	8,997	1,600	88.3%
TOTAL	7,286,414	4,323,537	136,233	61.21%

**TOWN OF SWANSBORO
REVENUES/EXPENDITURES
TWO YEAR COMPARISON
(AS OF MARCH 31, 2026)**

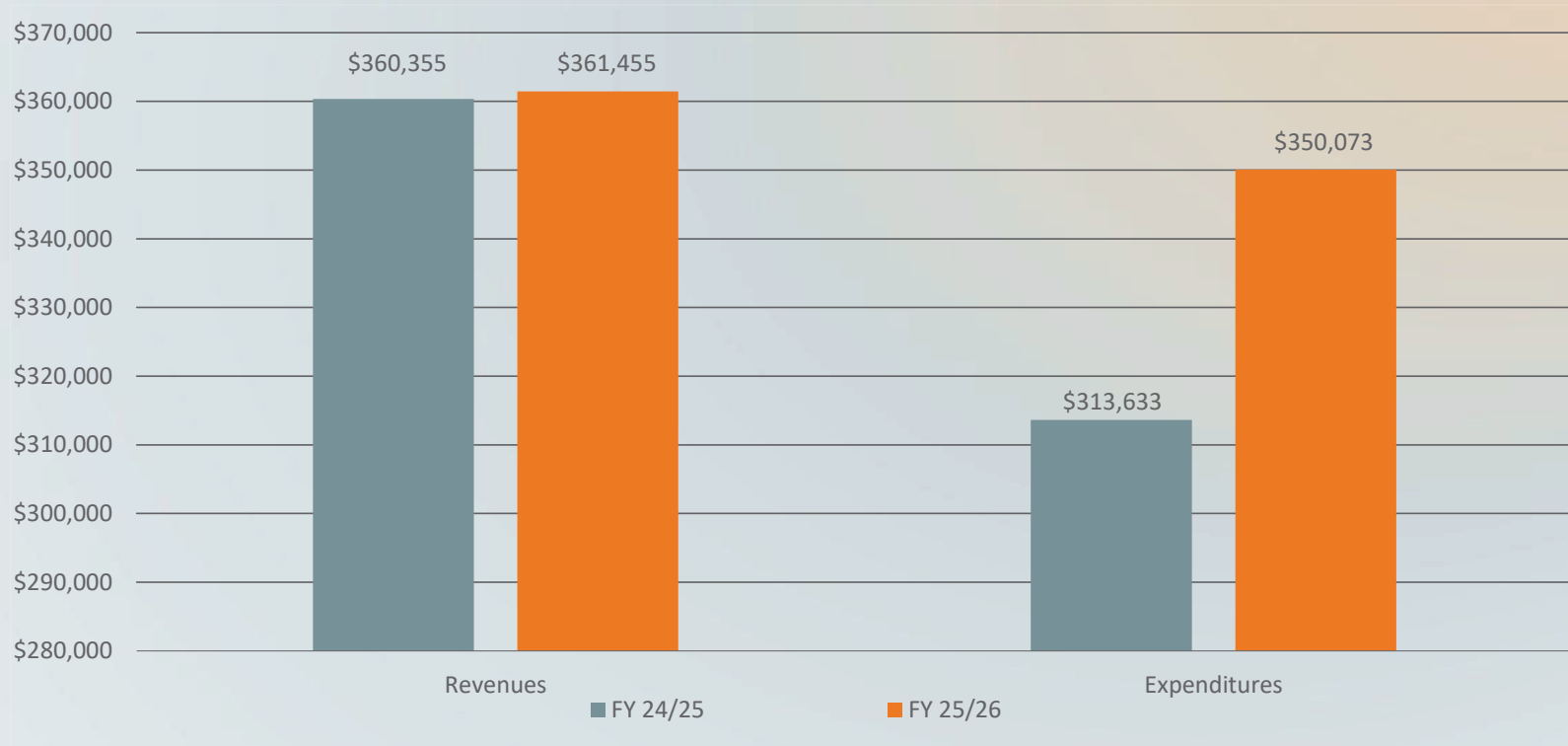
STORMWATER ENTERPRISE FUND



ENCUMBRANCES INCLUDED
Total Excess of Revenues Over Expenditures-**\$66,891**

**TOWN OF SWANSBORO
REVENUES/EXPENDITURES
TWO YEAR COMPARISON
(AS OF MARCH 31, 2026)**

SOLID WASTE ENTERPRISE FUND



ENCUMBRANCES INCLUDED
Total Excess of Revenues Over Expenditures-**\$11,382**

**TOWN OF SWANSBORO
LOAN REPORT
(AS OF MARCH 31, 2026)**

Item	Principal Balance	Interest Rate	End Date	Annual Debt Service
Town Hall/Tanker	\$162,847	2.69	03/21/2028	\$84,724
Fire Truck	\$46,544	2.08	11/01/2026	\$47,512
Sleeping Quarters	\$25,000	2.43	12/14/2026	\$26,823
Vehicles(Police & Fire Department) & Software	\$22,955	1.84	7/15/2026	\$23,377
Cab Tractor/Dump Truck	\$159,767	4.82	4/3/2029	\$58,491
Jet Vac Truck, Police Vehicle, (2) Fire Chief Vehicles	\$474,425	4.40	12/1/2029	\$131,934
Total Debt	\$891,538			\$372,861

**TOWN OF SWANSBORO
CASH & INVESTMENTS REPORT
(AS OF MARCH 31, 2026)**

CASH & INVESTMENTS

BANK	BALANCE	INTEREST RATE
First Citizens Bank	\$431,052	0.10%
NC CMT-General	\$6,962,590	3.56%
TD Bank (SCIF Funds for EOC & Sidewalks)	\$8,647,711	3.40%

GRANT UPDATE

	Budget	YTD Expenditures	Encumbrances	Unencumbered
American Rescue Plan Act Fund	\$1,102,599	\$1,102,172	\$427	\$0.00
Swansboro Bicentennial Park Boardwalk Extension	\$386,650	\$384,314	\$0	\$2,336
Emergency Operation Center	\$9,807,493	\$1,370,741	\$0	\$8,436,752
Emmerton School Repairs	\$499,000	\$329,016	\$0	\$169,984
Stormwater Master Plan	\$400,000	\$374,536	\$0	\$25,464
Main Street Dock Replacement	\$170,164	\$9,541	\$0	\$160,623
Total Outstanding Grants	\$12,365,906	\$3,570,320	\$427	\$8,795,159

Any Questions

?