

**TOWN OF SWANSBORO
FINANCIAL REPORT
(AS OF MARCH 31, 2024)**

REVENUES

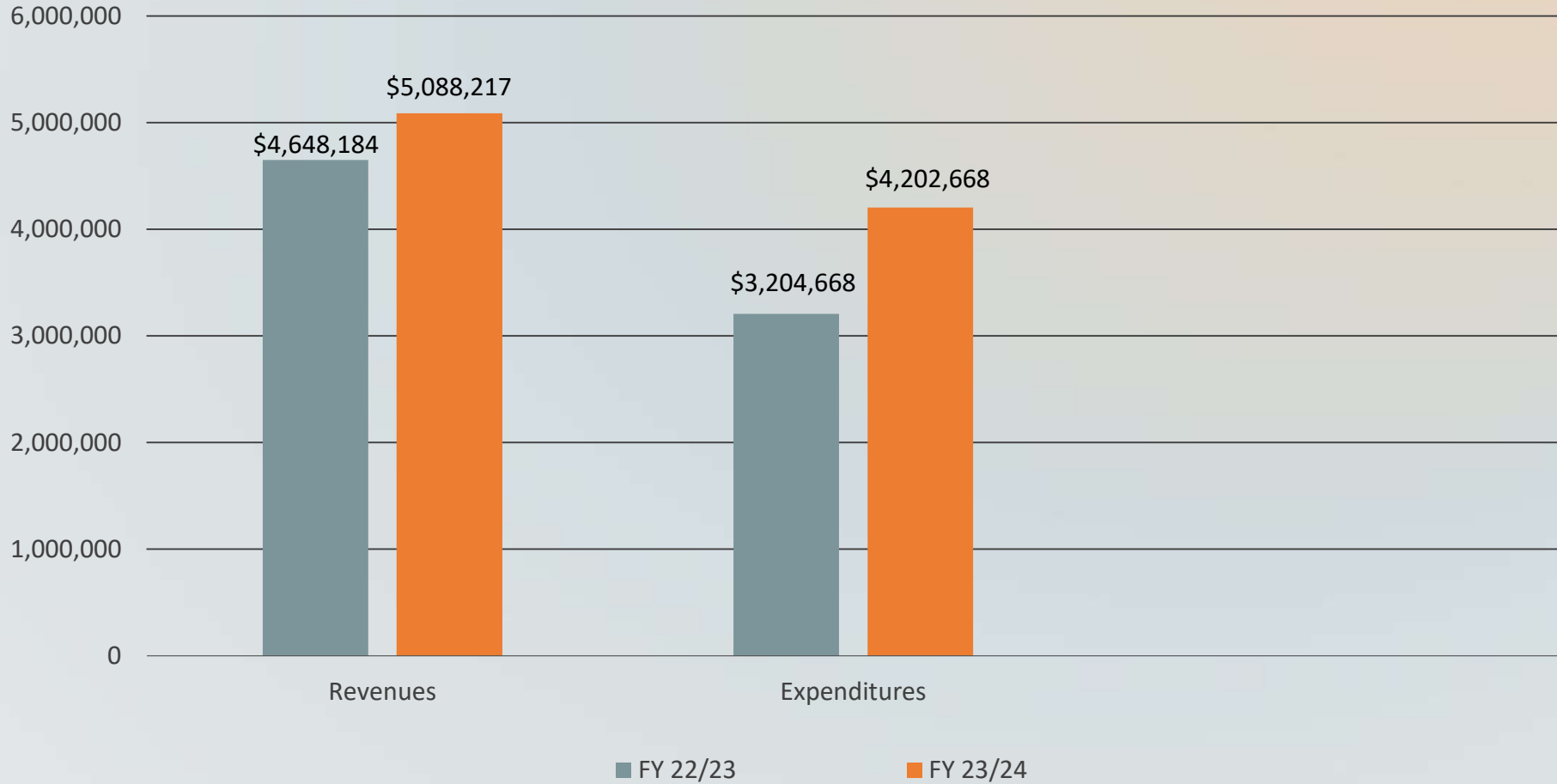
EXPENDITURES

LOAN PAYMENTS

INVESTMENTS

**TOWN OF SWANSBORO
REVENUES/EXPENDITURES
TWO YEAR COMPARISON
(AS OF MARCH 31, 2024)**

GENERAL FUND



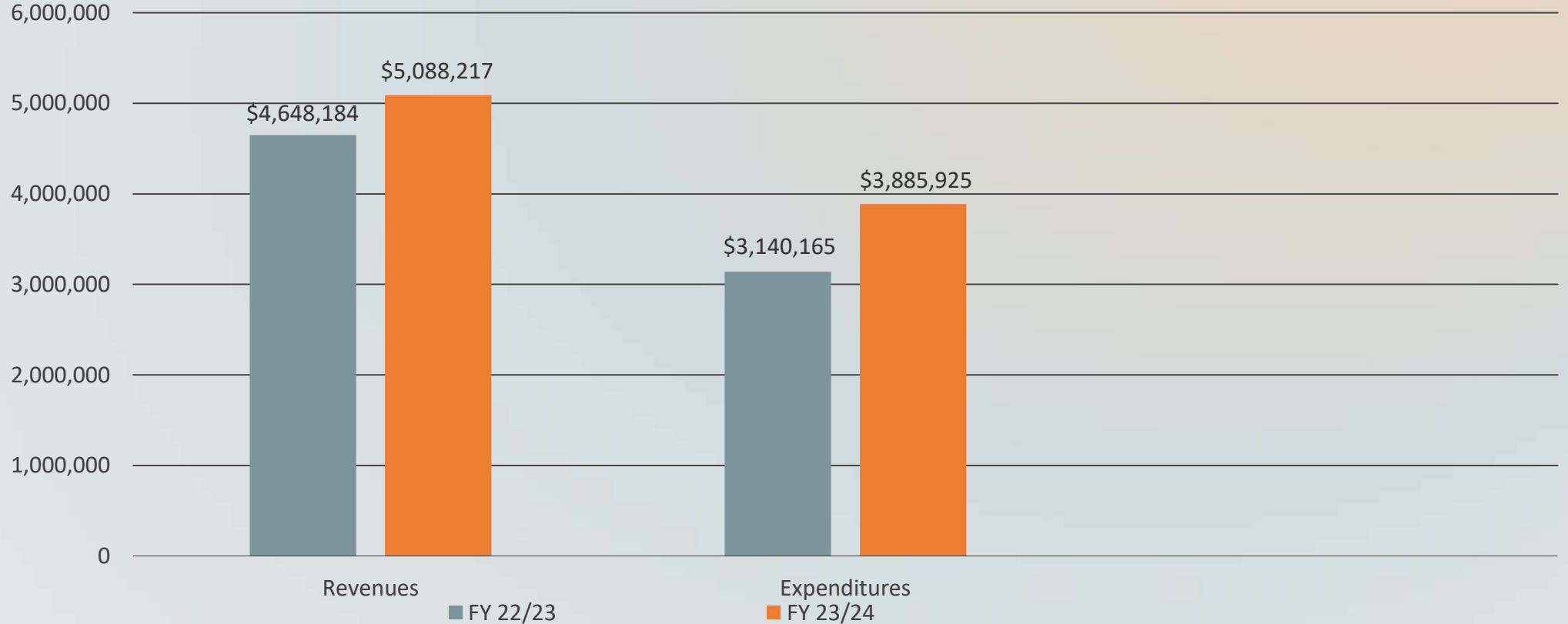
ENCUMBRANCES INCLUDED

Total Excess of Revenues Over Expenditures \$885,549

**TOWN OF SWANSBORO
REVENUES/EXPENDITURES
TWO YEAR COMPARISON
(AS OF MARCH 31, 2024)**

(ACTUAL)

GENERAL FUND



(ENCUMBRANCES NOT INCLUDED)

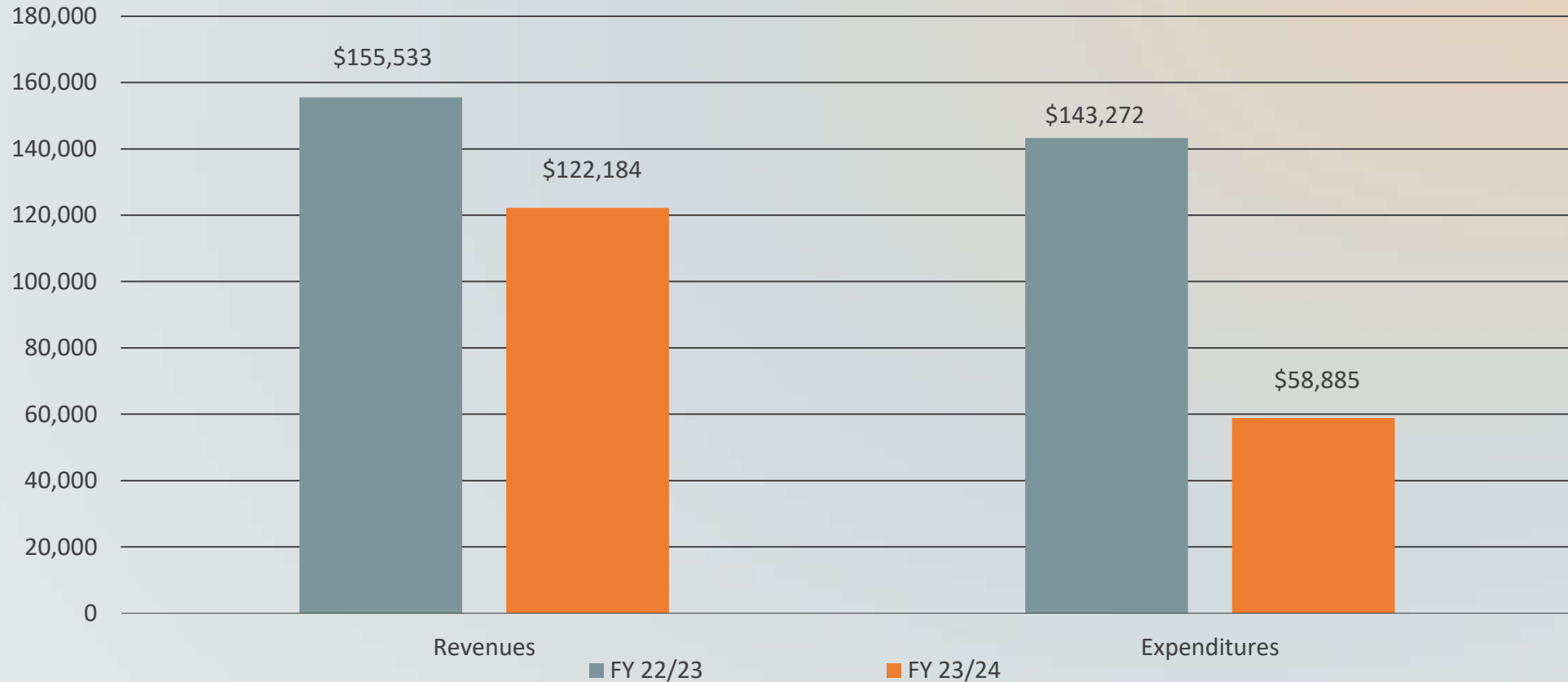
Total Excess of Revenues Over Expenditures \$1,202,292

DEPT.	BUDGET	YTD ACTUAL	(PURCHASE ORDERS) ENCUMBERED BALANCE	SPENT % March 31, 2024
GOVERNING BODY	43,476	27,764	242	64.4%
ADMIN SERVICES	427,686	312,654	472	73.2%
FINANCE	289,345	211,721	423	73.3%
LEGAL	43,000	39,405	-	91.6%
PUBLIC BUILDINGS	393,435	281,039	2,571	72.1%
FIRE	1,387,639	1,021,719	8,715	74.3%
PERMITTING	389,692	258,837	-	66.4%
POLICE	1,256,251	778,330	25,307	64.0%
PUBLIC WORKS-STREETS	562,648	181,036	248,910	76.4%
POWELL BILL-STREETS	110,094	4,243	489	4.3%
PARKS & RECREATION	359,232	219,808	22,232	67.4%
CHURCH STREET DOCK/VISITOE CENTER	176,327	42,943	3,299	26.2%
EMERGENCY MANAGEMENT	44,306	19,919	620	46.4%
FESTIVALS & EVENTS	124,653	100,850	3,464	83.7%
NON DEPARTMENTAL	583,580	385,657	-	66.1%
TOTAL	6,191,364	3,885,925	316,743	67.88%

**

**TOWN OF SWANSBORO
REVENUES/EXPENDITURES
TWO YEAR COMPARISON
(AS OF MARCH 31, 2024)**

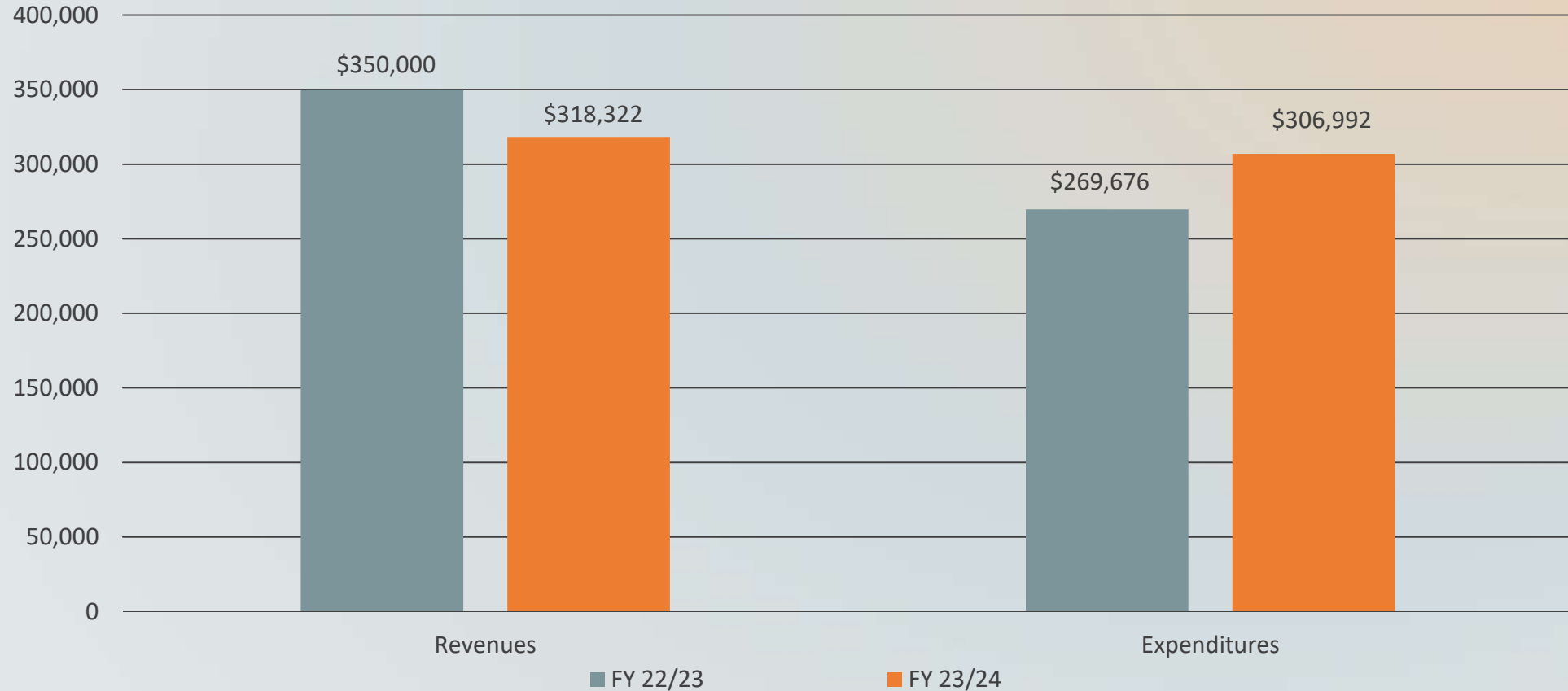
STORMWATER ENTERPRISE FUND



ENCUMBRANCES INCLUDED
Total Excess of Revenues Over Expenditures \$63,299

**TOWN OF SWANSBORO
REVENUES/EXPENDITURES
TWO YEAR COMPARISON
(AS OF MARCH 31, 2024)**

SOLID WASTE ENTERPRISE FUND



ENCUMBRANCES INCLUDED
Total Excess of Revenues Over Expenditures \$11,330

**TOWN OF SWANSBORO
LOAN REPORT
(AS OF MARCH 31, 2024)**

Item	Principal Balance	Interest Rate	End Date	Annual Debt Service
Town Hall/Tanker	\$317,275	2.69	03/21/2028	\$84,724
Public Safety Facility	\$40,000	2.58	12/22/2024	\$42,064
Fire Truck	\$136,806	2.08	11/01/2026	\$47,512
Sleeping Quarters	\$75,000	2.43	12/14/2026	\$28,038
Grapple Truck/Town Hall Generator	\$93,416	1.72	6/25/2025	\$47,917
Vehicles(Police & Fire Department) & Software	\$67,627	1.84	7/15/2026	\$23,377
Total Debt	\$730,124			\$273,632

**TOWN OF SWANSBORO
CASH & INVESTMENTS REPORT
(AS OF MARCH 31, 2024)**

CASH & INVESTMENTS

BANK	BALANCE	INTEREST RATE
First Citizens Bank	\$175,685	.05%
NC CMT-General	\$6,332,547	5.24%
TD Bank (SCIF Funds for EOC & Sidewalks)	\$6,181,022	5.26%

GRANT UPDATE

	Budget	YTD Expenditures	Encumbrances	Unencumbered
American Rescue Plan Act Fund	\$1,102,599	\$955,329	\$30,874	\$116,396
Swansboro Bicentennial Park Boardwalk Extension	\$277,800	\$140,673	\$0	\$137,127
Emergency Operation Center	\$6,079,782	\$19,543	\$0	\$6,060,239
Emmertown School Repairs	\$424,000	\$17,500	\$18,125	\$388,375
Stormwater Master Plan	\$400,000	\$11,256	\$0	\$388,744
Total Outstanding Grants	\$8,284,181	\$1,144,301	\$48,999	\$7,090,881

Any Questions

?