

**TOWN OF SWANSBORO
FINANCIAL REPORT
(AS OF SEPTEMBER 30, 2023)**

REVENUES

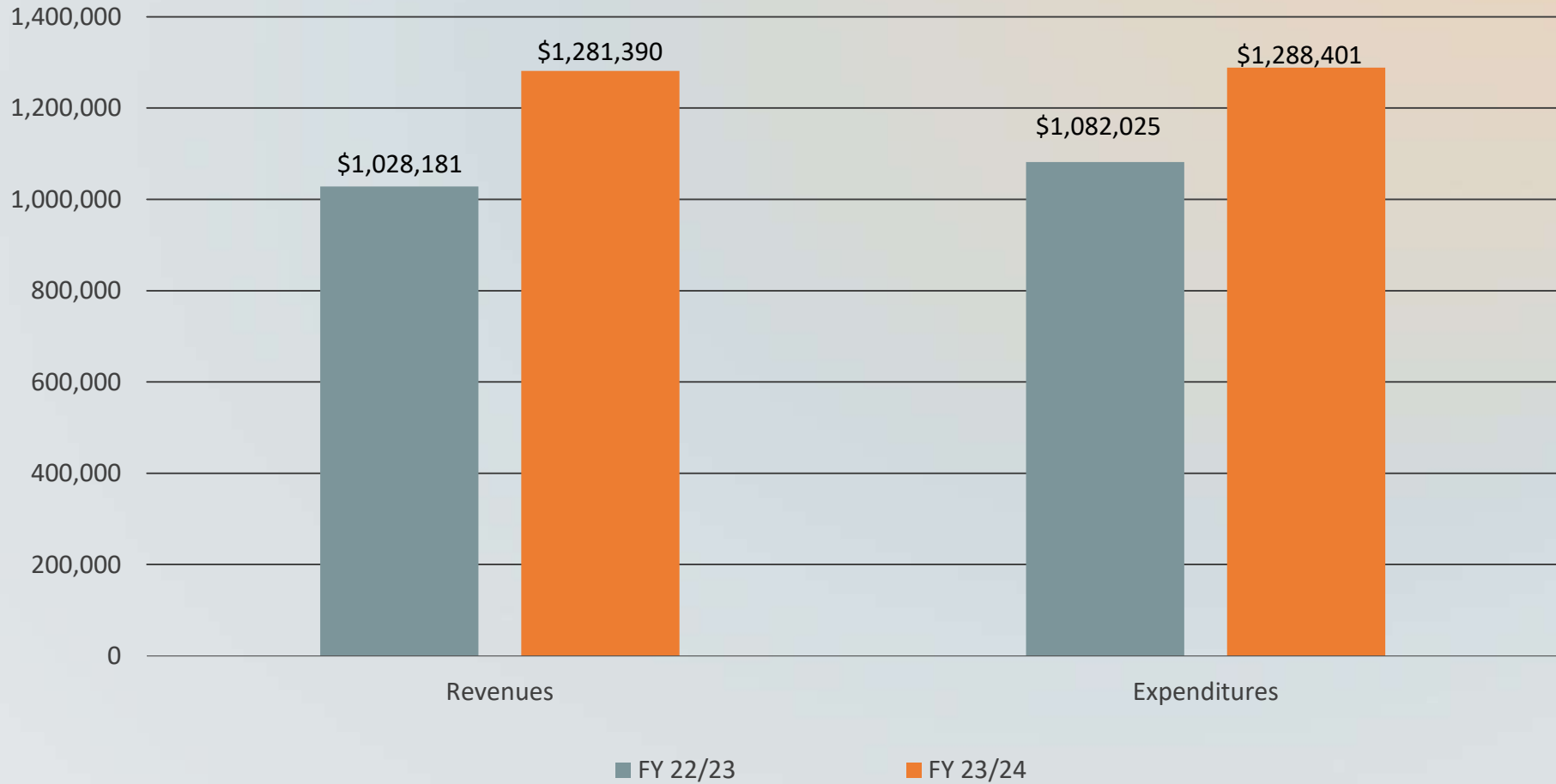
EXPENDITURES

LOAN PAYMENTS

INVESTMENTS

**TOWN OF SWANSBORO
REVENUES/EXPENDITURES
TWO YEAR COMPARISON
(AS OF SEPTEMBER 30, 2023)**

GENERAL FUND



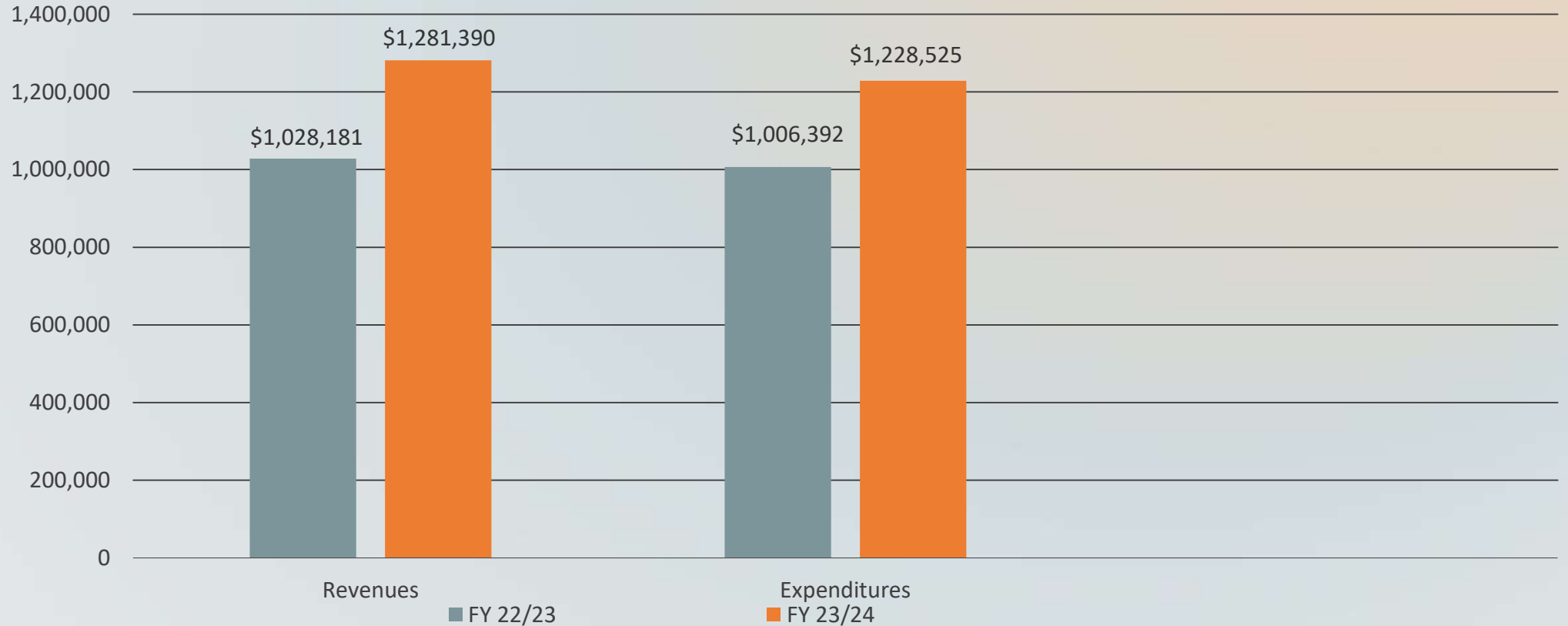
ENCUMBRANCES INCLUDED

Total Excess of Revenues Over Expenditures ~~-\$7,011~~

**TOWN OF SWANSBORO
REVENUES/EXPENDITURES
TWO YEAR COMPARISON
(AS OF SEPTEMBER 30, 2023)**

(ACTUAL)

GENERAL FUND



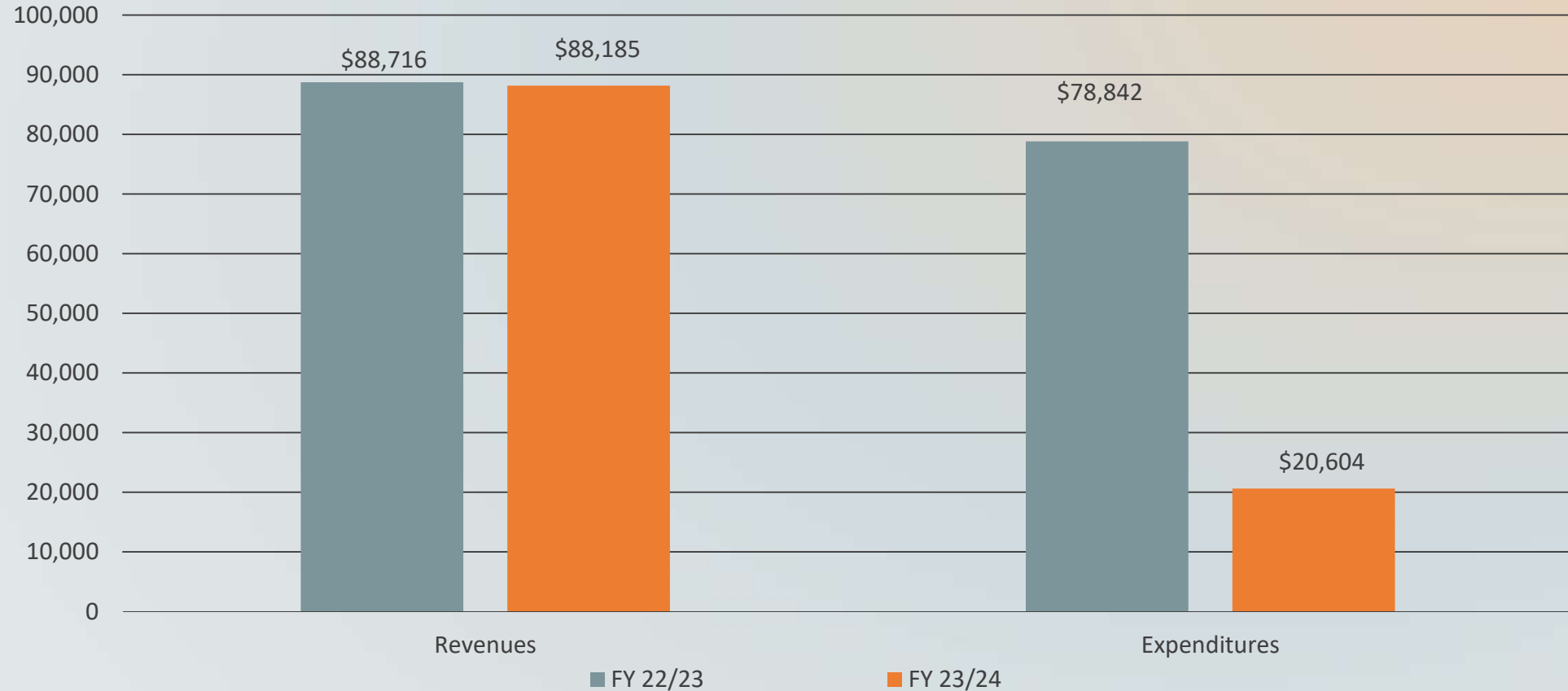
(ENCUMBRANCES NOT INCLUDED)

Total Excess of Revenues Over Expenditures \$52,865

DEPT.	BUDGET	YTD ACTUAL	(PURCHASE ORDERS) ENCUMBERED BALANCE	SPENT % September 30, 2023
GOVERNING BODY	43,476	16,162	1,175	39.9%
ADMIN SERVICES	426,686	101,455	2,855	24.4%
FINANCE	288,745	59,391	423	20.7%
LEGAL	43,000	9,290	-	21.6%
PUBLIC BUILDINGS	386,000	49,872	2,380	13.5%
FIRE	1,344,513	278,646	19,700	22.2%
PERMITTING	389,292	85,711	-	22.0%
POLICE	1,208,251	258,991	10,141	22.3%
PUBLIC WORKS-STREETS	434,170	51,033	1,435	12.1%
POWELL BILL-STREETS	110,084	1,447	500	1.8%
PARKS & RECREATION	354,732	70,750	13,586	23.8%
CHURCH STREET DOCK/VISITOE CENTER	176,127	3,771	1,212	2.8%
EMERGENCY MANAGEMENT	44,306	9,335	1,439	24.3%
FESTIVALS & EVENTS	124,653	26,406	5,030	25.2%
NON DEPARTMENTAL	559,180	206,266	-	36.9%
TOTAL	5,933,215	1,228,525	59,876	21.72%

**TOWN OF SWANSBORO
REVENUES/EXPENDITURES
TWO YEAR COMPARISON
(AS OF SEPTEMBER 30, 2023)**

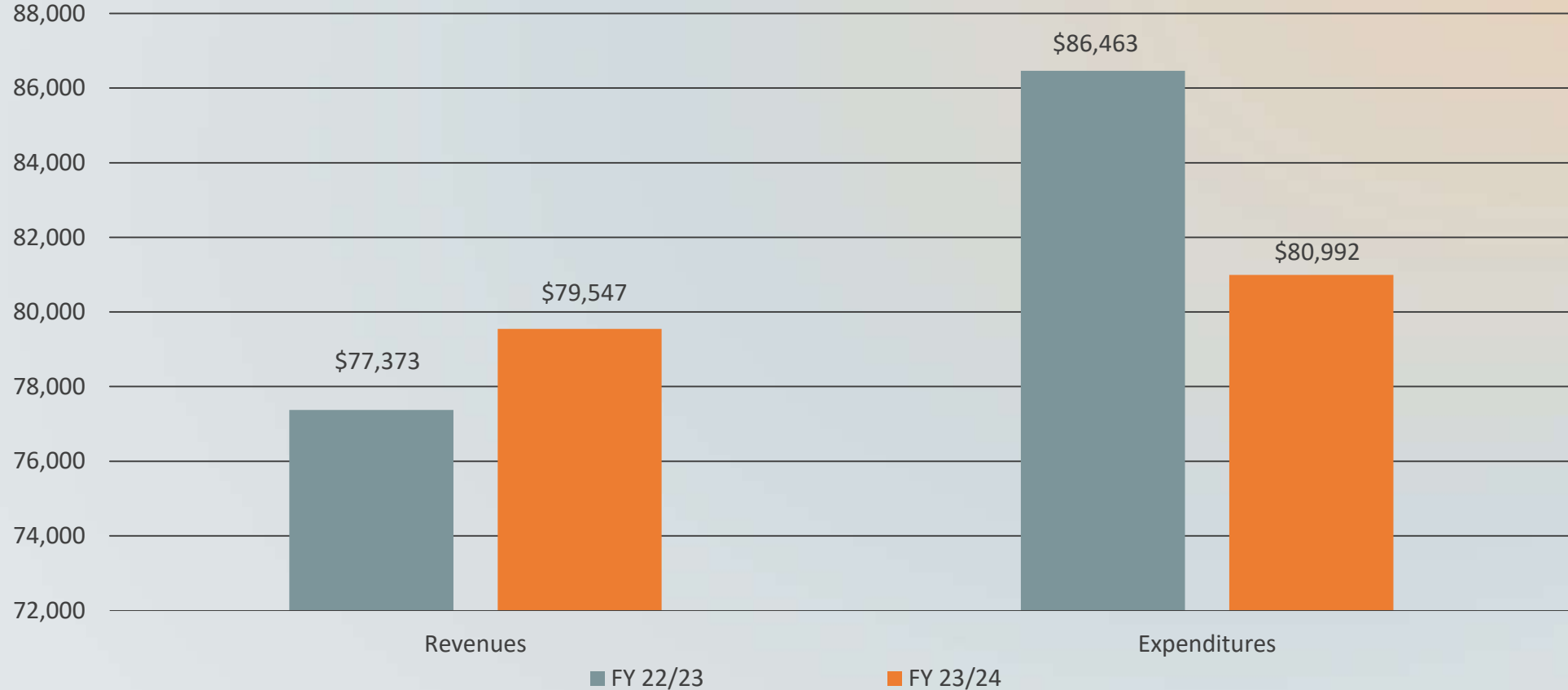
STORMWATER ENTERPRISE FUND



ENCUMBRANCES INCLUDED
Total Excess of Revenues Over Expenditures \$67,581

**TOWN OF SWANSBORO
REVENUES/EXPENDITURES
TWO YEAR COMPARISON
(AS OF SEPTEMBER 30, 2023)**

SOLID WASTE ENTERPRISE FUND



ENCUMBRANCES INCLUDED
Total Excess of Revenues Over Expenditures -\$1,445

**TOWN OF SWANSBORO
LOAN REPORT
(AS OF SEPTEMBER 30, 2023)**

Item	Principal Balance	Interest Rate	End Date	Annual Debt Service
Town Hall/Tanker	\$391,469	2.69	03/21/2028	\$84,724
Public Safety Facility	\$80,000	2.58	12/22/2024	\$42,064
Fire Truck	\$179,671	2.08	11/01/2026	\$47,512
Sleeping Quarters	\$100,000	2.43	12/14/2026	\$28,038
Grapple Truck/Town Hall Generator	\$93,416	1.72	6/25/2025	\$47,917
Vehicles(Police & Fire Department) & Software	\$67,627	1.84	7/15/2026	\$23,377
Total Debt	\$912,183			\$273,632

**TOWN OF SWANSBORO
CASH & INVESTMENTS REPORT
(AS OF SEPTEMBER 30, 2023)**

CASH & INVESTMENTS

BANK	BALANCE	INTEREST RATE
First Citizens Bank	\$6,095,522	.10%
NC CMT-General	\$5,706,205	5.25%



GRANT UPDATE

	Budget	YTD Expenditures	Encumbrances	Unencumbered
American Rescue Plan Act Fund	\$1,065,725	\$826,231	\$122,212	\$117,282
Swansboro Bicentennial Park Boardwalk Extension	\$176,350	\$45,327	\$0	\$131,023
Emergency Operation Center	\$6,009,261	\$19,621	\$0	\$5,989,640
Emmertown School Repairs	\$424,000	\$9,055	\$0	\$414,945
Total Outstanding Grants	\$7,675,336	\$900,234	\$122,212	\$6,652,890

Any Questions

?