

**TOWN OF SWANSBORO  
FINANCIAL REPORT  
(AS OF DECEMBER 31, 2023)**

*REVENUES*

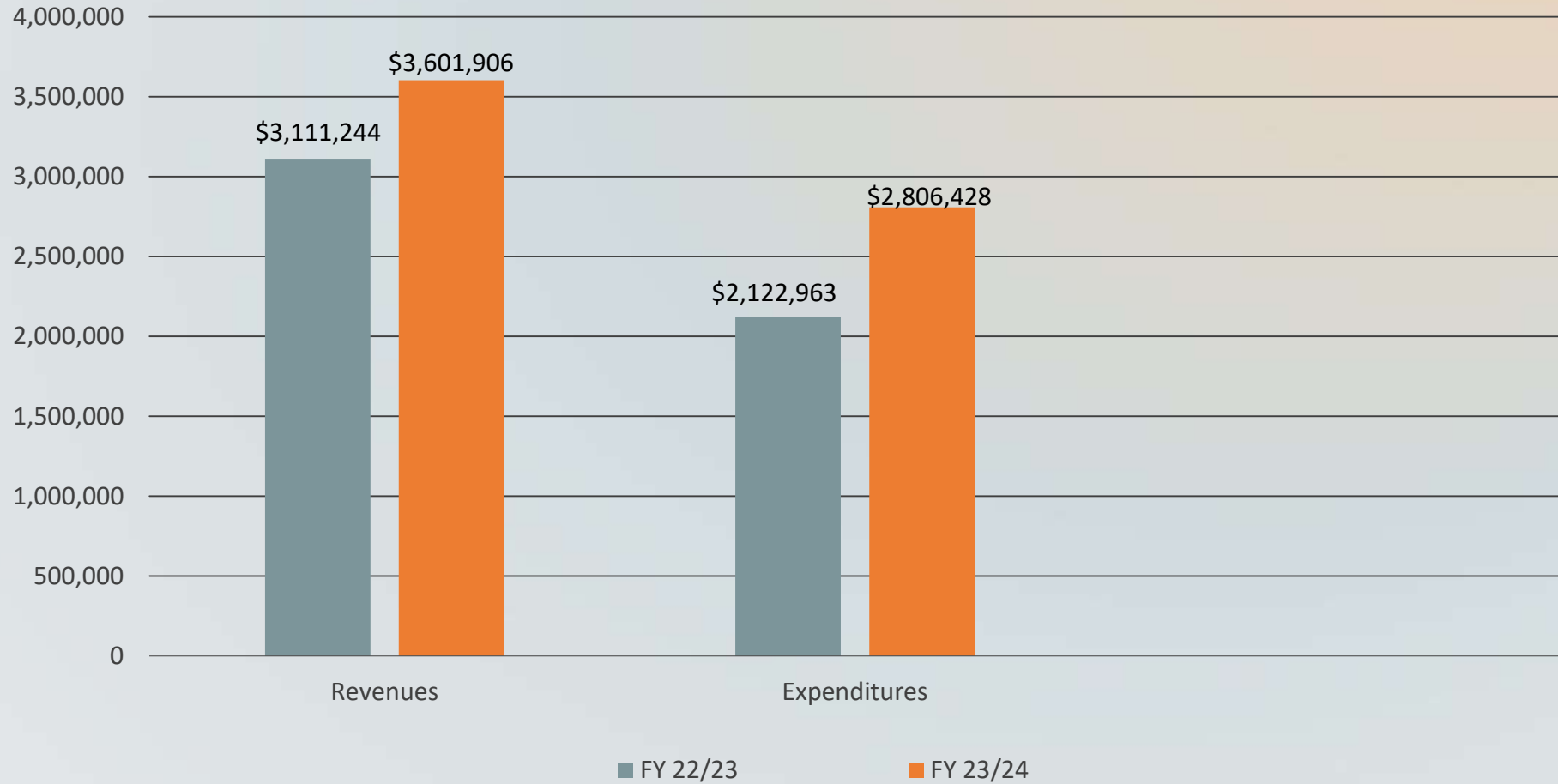
*EXPENDITURES*

*LOAN PAYMENTS*

*INVESTMENTS*

**TOWN OF SWANSBORO  
REVENUES/EXPENDITURES  
TWO YEAR COMPARISON  
(AS OF DECEMBER 31, 2023)**

**GENERAL FUND**



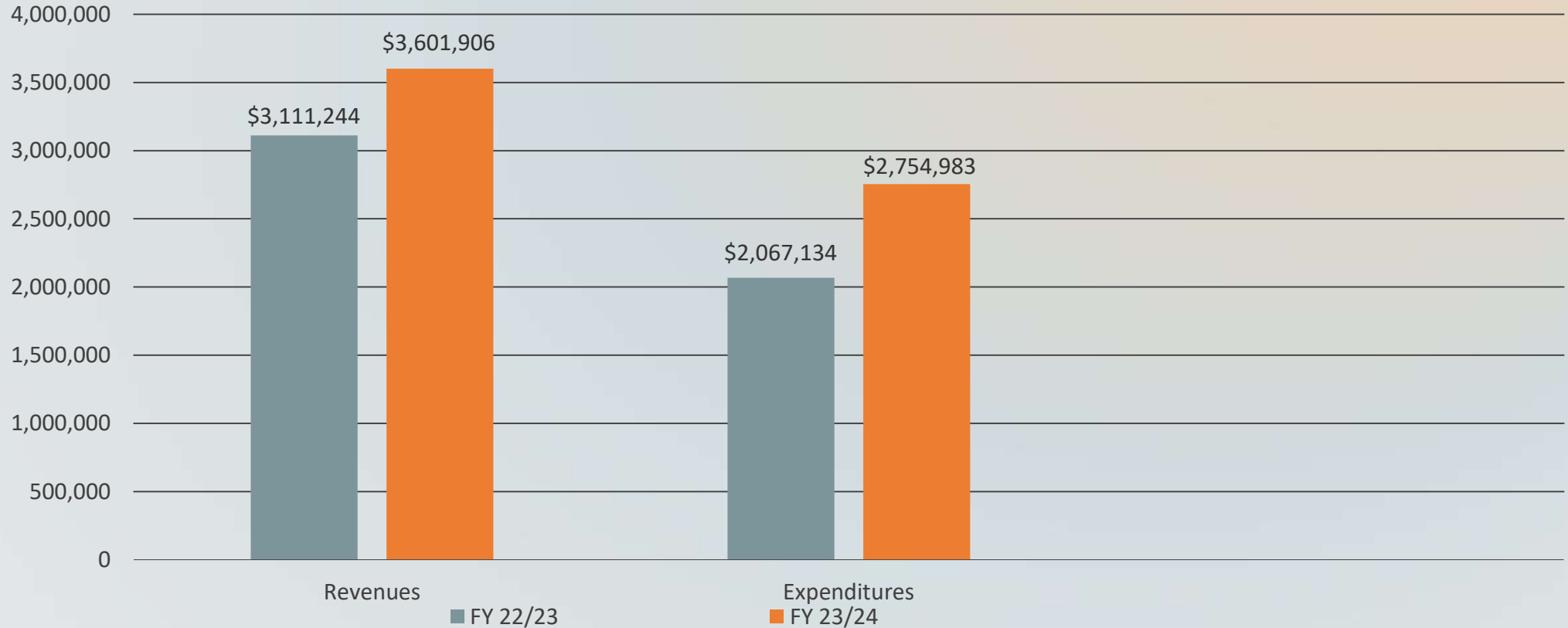
**ENCUMBRANCES INCLUDED**

**Total Excess of Revenues Over Expenditures \$795,478**

**TOWN OF SWANSBORO  
REVENUES/EXPENDITURES  
TWO YEAR COMPARISON  
(AS OF DECEMBER 31, 2023)**

**(ACTUAL)**

**GENERAL FUND**



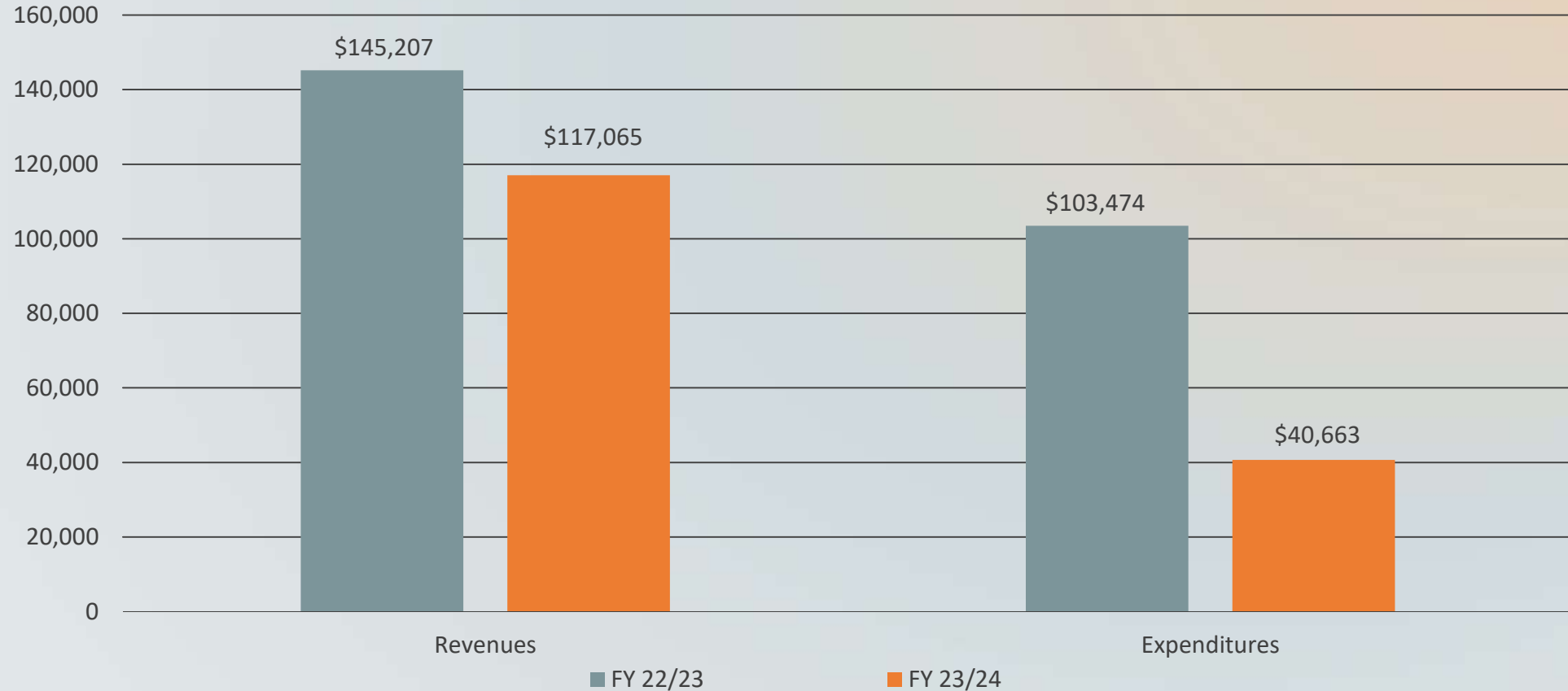
**(ENCUMBRANCES NOT INCLUDED)**

**Total Excess of Revenues Over Expenditures \$846,923**

DEPT.	BUDGET	YTD ACTUAL	(PURCHASE ORDERS) ENCUMBERED BALANCE	SPENT % December 31, 2023
GOVERNING BODY	43,476	21,146	826	50.5%
ADMIN SERVICES	427,686	224,132	4,541	53.5%
FINANCE	289,345	137,046	423	47.5%
LEGAL	43,000	26,905	-	62.6%
PUBLIC BUILDINGS	386,300	152,312	2,362	40.0%
FIRE	1,350,563	741,239	15,255	56.0%
PERMITTING	389,692	180,629	-	46.4%
POLICE	1,210,251	517,256	5,690	43.2%
PUBLIC WORKS-STREETS	537,002	124,826	2,776	23.8%
POWELL BILL-STREETS	110,094	2,717	569	3.0%
PARKS & RECREATION	357,132	149,201	12,043	45.1%
CHURCH STREET DOCK/VISITOE CENTER	176,327	25,634	471	14.8%
EMERGENCY MANAGEMENT	44,306	15,931	1,980	40.4%
FESTIVALS & EVENTS	124,653	85,023	4,510	71.8%
NON DEPARTMENTAL	571,580	350,988	-	61.4%
<b>TOTAL</b>	<b>6,061,407</b>	<b>2,754,983</b>	<b>51,445</b>	<b>46.30%</b>

**TOWN OF SWANSBORO  
REVENUES/EXPENDITURES  
TWO YEAR COMPARISON  
(AS OF DECEMBER 31, 2023)**

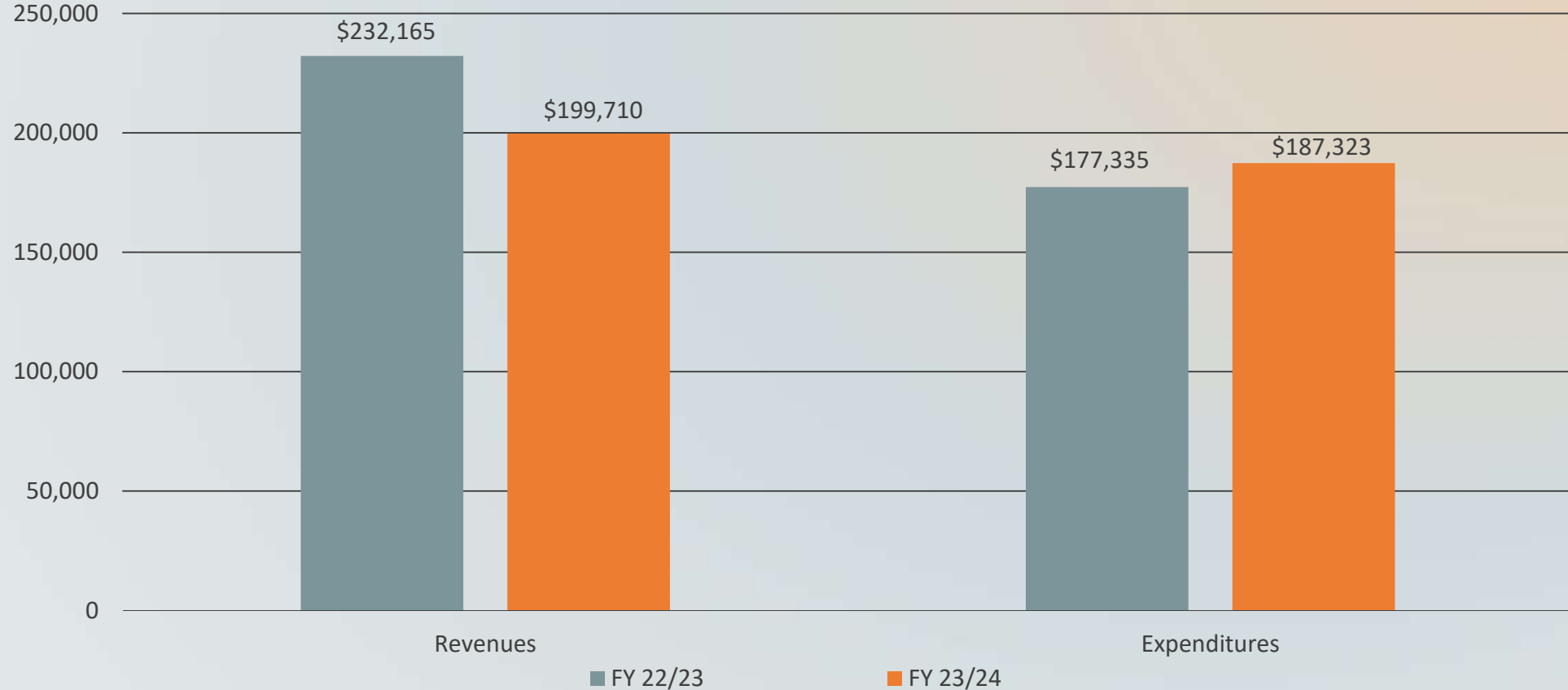
**STORMWATER ENTERPRISE FUND**



**ENCUMBRANCES INCLUDED**  
**Total Excess of Revenues Over Expenditures \$76,402**

**TOWN OF SWANSBORO  
REVENUES/EXPENDITURES  
TWO YEAR COMPARISON  
(AS OF DECEMBER 31, 2023)**

**SOLID WASTE ENTERPRISE FUND**



**ENCUMBRANCES INCLUDED**  
**Total Excess of Revenues Over Expenditures \$12,387**

**TOWN OF SWANSBORO  
LOAN REPORT  
(AS OF DECEMBER 31, 2023)**

<b>Item</b>	<b>Principal Balance</b>	<b>Interest Rate</b>	<b>End Date</b>	<b>Annual Debt Service</b>
<b>Town Hall/Tanker</b>	<b>\$391,469</b>	<b>2.69</b>	<b>03/21/2028</b>	<b>\$84,724</b>
<b>Public Safety Facility</b>	<b>\$40,000</b>	<b>2.58</b>	<b>12/22/2024</b>	<b>\$42,064</b>
<b>Fire Truck</b>	<b>\$136,806</b>	<b>2.08</b>	<b>11/01/2026</b>	<b>\$47,512</b>
<b>Sleeping Quarters</b>	<b>\$75,000</b>	<b>2.43</b>	<b>12/14/2026</b>	<b>\$28,038</b>
<b>Grapple Truck/Town Hall Generator</b>	<b>\$93,416</b>	<b>1.72</b>	<b>6/25/2025</b>	<b>\$47,917</b>
<b>Vehicles(Police &amp; Fire Department) &amp; Software</b>	<b>\$67,627</b>	<b>1.84</b>	<b>7/15/2026</b>	<b>\$23,377</b>
<b>Total Debt</b>	<b>\$804,318</b>			<b>\$273,632</b>

**TOWN OF SWANSBORO  
CASH & INVESTMENTS REPORT  
(AS OF DECEMBER 31, 2023)**

**CASH & INVESTMENTS**

<b>BANK</b>	<b>BALANCE</b>	<b>INTEREST RATE</b>
<b>First Citizens Bank</b>	\$516,819	.10%
<b>NC CMT-General</b>	\$5,799,974	5.26%
<b>TD Bank</b> (SCIF Funds for EOC & Sidewalks)	\$6,101,327	5.40%



# GRANT UPDATE

	Budget	YTD Expenditures	Encumbrances	Unencumbered
American Rescue Plan Act Fund	\$1,087,599	\$955,329	\$20,279	\$111,991
Swansboro Bicentennial Park Boardwalk Extension	\$277,800	\$63,101	\$69,967	\$144,732
Emergency Operation Center	\$6,021,957	\$19,543	\$0	\$6,002,414
Emmertown School Repairs	\$424,000	\$9,055	\$0	\$414,945
Total Outstanding Grants	\$7,811,356	\$1,047,028	\$90,246	\$6,674,082

*Any Questions*

?