

**TOWN OF SWANSBORO  
FINANCIAL REPORT  
(AS OF MAY 31, 2026)**

REVENUES

EXPENDITURES

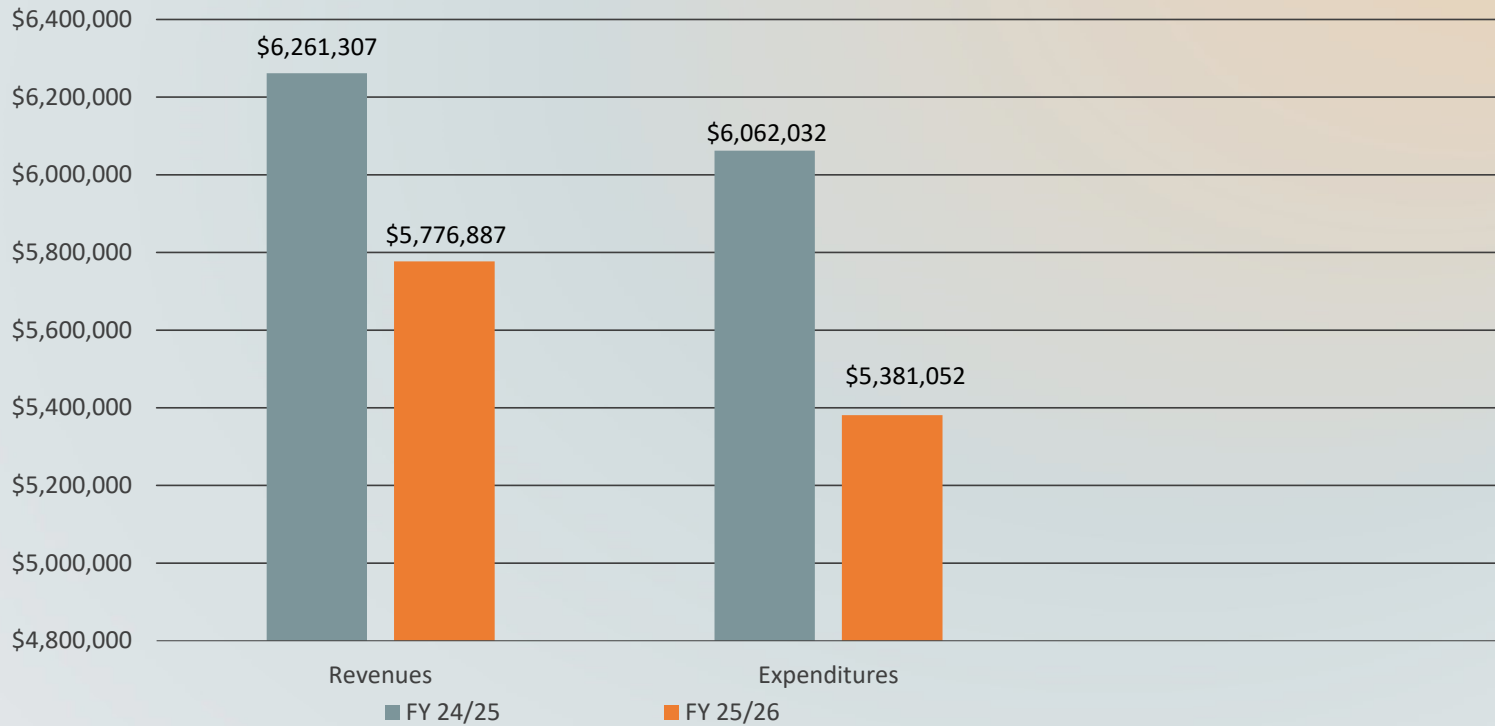
LOAN PAYMENTS

INVESTMENTS

GRANT UPDATE

**TOWN OF SWANSBORO  
REVENUES/EXPENDITURES  
TWO YEAR COMPARISON  
(AS OF MAY 31, 2026)**

**GENERAL FUND**



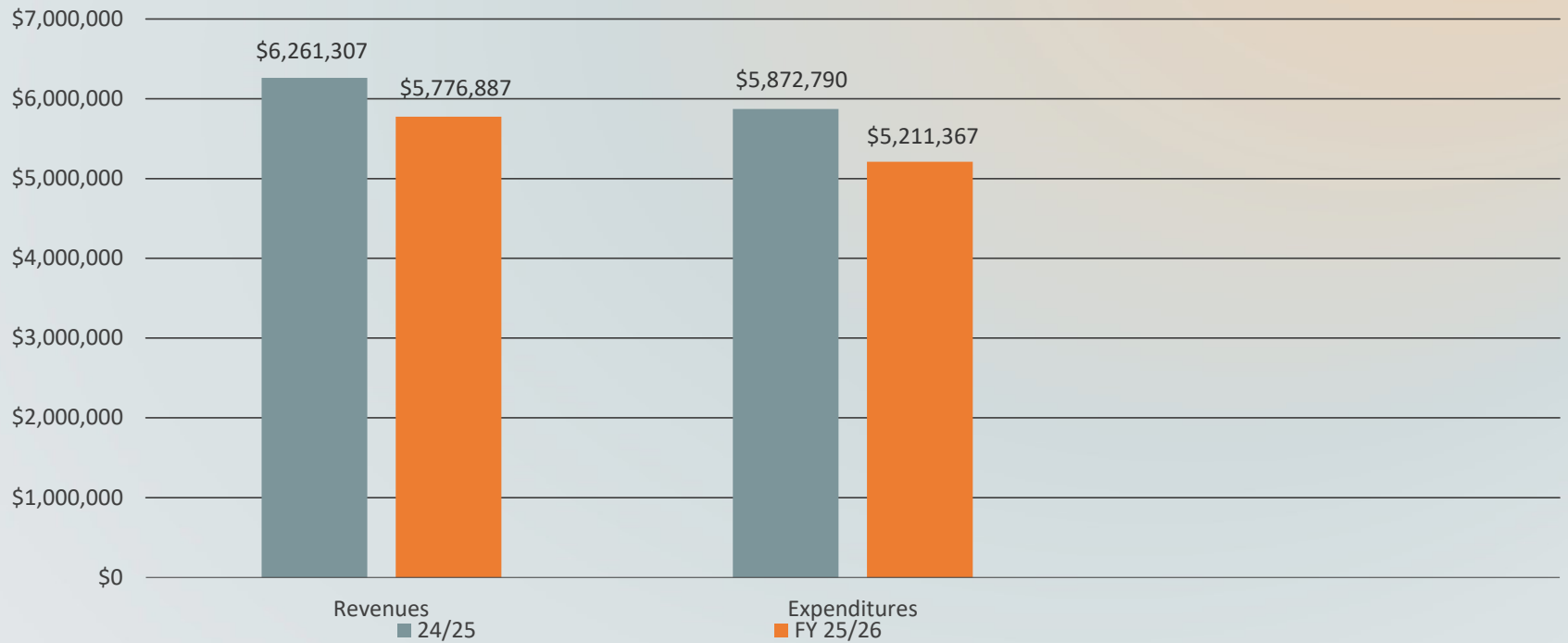
**ENCUMBRANCES INCLUDED**

**Total Excess of Revenues Over Expenditures-\$395,835**

**TOWN OF SWANSBORO  
REVENUES/EXPENDITURES  
TWO YEAR COMPARISON  
(AS OF MAY 31, 2026)**

**(ACTUAL)**

**GENERAL FUND**



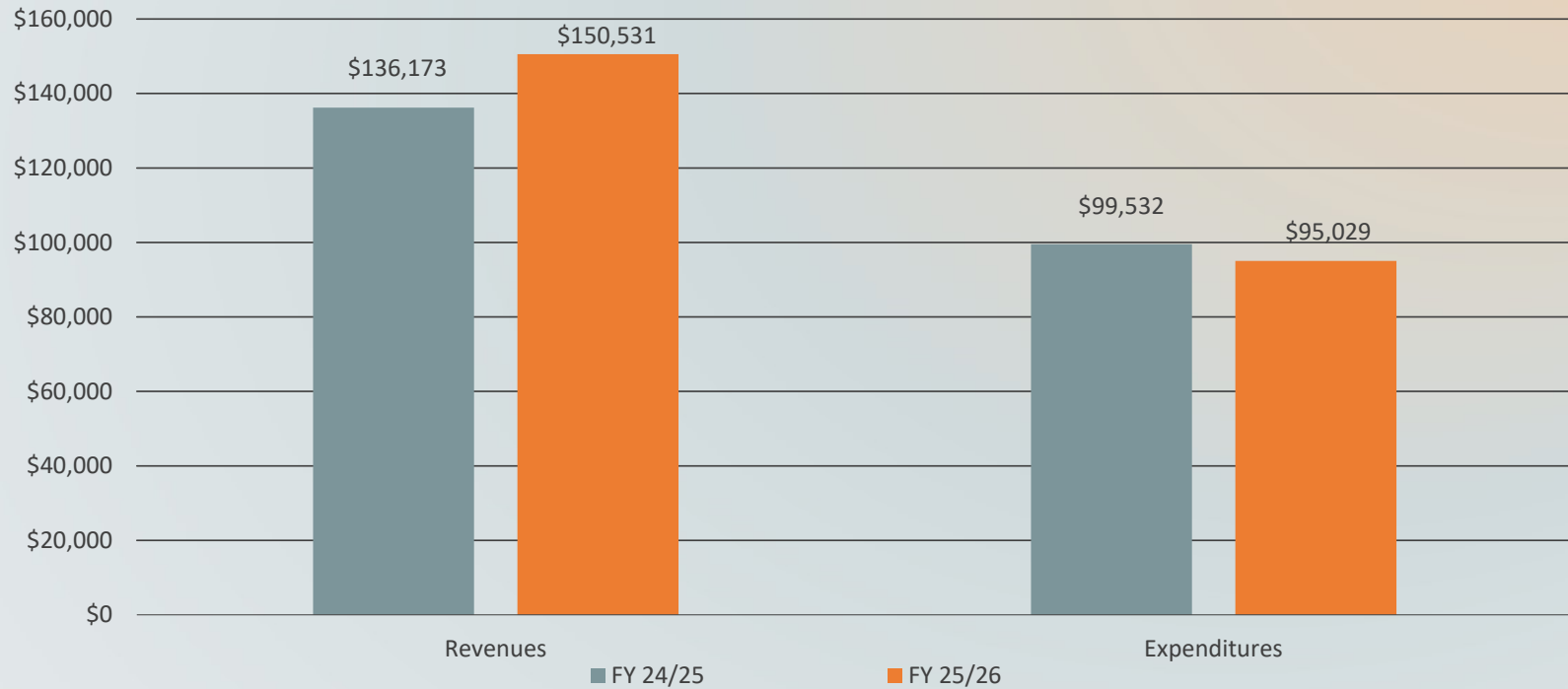
**(ENCUMBRANCES NOT INCLUDED)**

**Total Excess of Revenues Over Expenditures- \$565,520**

DEPT.	BUDGET	YTD ACTUAL	(PURCHASE ORDERS) ENCUMBERED BALANCE	SPENT % May 31, 2026
NON DEPARTMENTAL	581,365	460,473	2,695	79.7%
GOVERNING BODY	297,004	33,492	2,150	12.0%
ADMIN SERVICES	445,135	378,921	1,889	85.5%
FINANCE	345,320	282,758	7,129	83.9%
LEGAL	59,300	29,904	-	50.4%
PUBLIC BUILDINGS	303,843	257,114	5,739	86.5%
FIRE	1,607,343	1,361,865	43,273	87.4%
PERMITTING	301,128	236,924	3,007	79.7%
PLANNING	92,066	84,054	-	91.3%
POLICE	1,429,971	1,197,654	25,923	85.6%
PUBLIC WORKS-STREETS	840,983	271,142	2,389	32.5%
POWELL BILL-STREETS	126,580	90,348	2,375	73.3%
PARKS & RECREATION	584,936	328,046	48,393	64.4%
DOWNTOWN FACILITIES	206,211	106,310	1,940	52.5%
FESTIVALS & EVENTS	154,689	82,724	20,583	66.8%
EMERGENCY MANAGEMENT	12,000	9,639	2,200	98.7%
<b>TOTAL</b>	<b>7,387,874</b>	<b>5,211,367</b>	<b>169,685</b>	<b>72.84%</b>

**TOWN OF SWANSBORO  
REVENUES/EXPENDITURES  
TWO YEAR COMPARISON  
(AS OF MAY 31, 2026)**

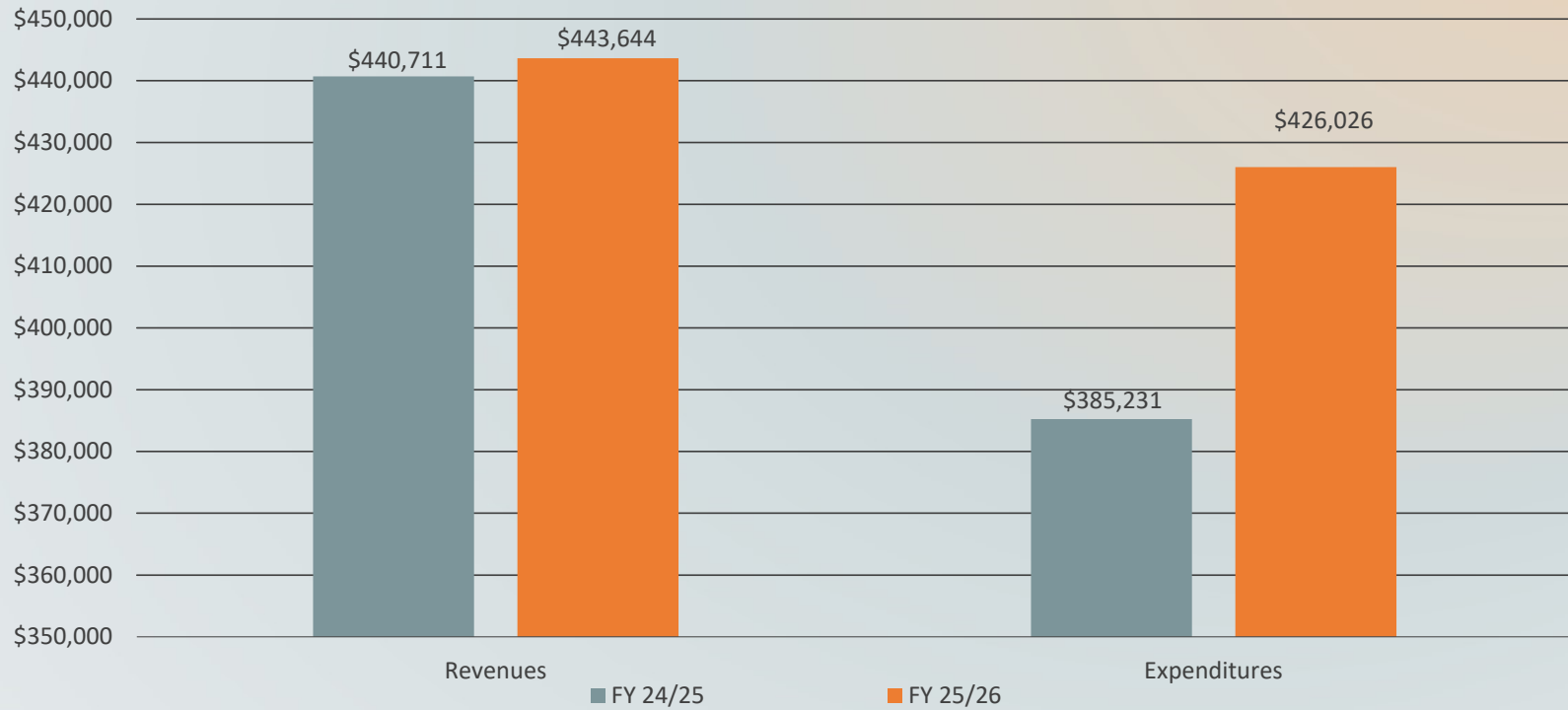
**STORMWATER ENTERPRISE FUND**



**ENCUMBRANCES INCLUDED**  
Total Excess of Revenues Over Expenditures-**\$55,502**

**TOWN OF SWANSBORO  
REVENUES/EXPENDITURES  
TWO YEAR COMPARISON  
(AS OF MAY 31, 2026)**

**SOLID WASTE ENTERPRISE FUND**



**ENCUMBRANCES INCLUDED**

**Total Excess of Revenues Over Expenditures-\$17,618**

**TOWN OF SWANSBORO  
LOAN REPORT  
(AS OF MAY 31, 2026)**

<b>Item</b>	<b>Principal Balance</b>	<b>Interest Rate</b>	<b>End Date</b>	<b>Annual Debt Service</b>
<b>Town Hall/Tanker</b>	<b>\$162,847</b>	<b>2.69</b>	<b>03/21/2028</b>	<b>\$84,724</b>
<b>Fire Truck</b>	<b>\$46,544</b>	<b>2.08</b>	<b>11/01/2026</b>	<b>\$47,512</b>
<b>Sleeping Quarters</b>	<b>\$25,000</b>	<b>2.43</b>	<b>12/14/2026</b>	<b>\$26,823</b>
<b>Vehicles(Police &amp; Fire Department) &amp; Software</b>	<b>\$22,955</b>	<b>1.84</b>	<b>7/15/2026</b>	<b>\$23,377</b>
<b>Cab Tractor/Dump Truck</b>	<b>\$159,767</b>	<b>4.82</b>	<b>4/3/2029</b>	<b>\$58,491</b>
<b>Jet Vac Truck, Police Vehicle, (2) Fire Chief Vehicles</b>	<b>\$474,425</b>	<b>4.40</b>	<b>12/1/2029</b>	<b>\$131,934</b>
<b>2 Police Vehicles</b>	<b>\$104,000</b>	<b>4.27</b>	<b>4/24/2031</b>	<b>\$23,539</b>
<b>Total Debt</b>	<b>\$995,238</b>			<b>\$396,400</b>

**TOWN OF SWANSBORO  
CASH & INVESTMENTS REPORT  
(AS OF MAY 31, 2026)**

**CASH & INVESTMENTS**

<b>BANK</b>	<b>BALANCE</b>	<b>INTEREST RATE</b>
<b>First Citizens Bank</b>	\$147,475	0.05%
<b>NC CMT-General</b>	\$6,743,500	3.52%
<b>TD Bank</b> (SCIF Funds for EOC & Sidewalks)	\$8,696,194	3.40%

## GRANT UPDATE

	Budget	YTD Expenditures	Encumbrances	Unencumbered
American Rescue Plan Act Fund	\$1,102,599	\$1,102,599	\$0.00	\$0.00
Swansboro Bicentennial Park Boardwalk Extension	\$386,650	\$384,314	\$0.00	\$2,336
Emergency Operation Center	\$9,857,548	\$1,370,866	\$0.00	\$8,486,682
Emmerton School Repairs	\$499,000	\$439,441	\$0.00	\$59,559
Stormwater Master Plan	\$400,000	\$374,536	\$0.00	\$25,464
Main Street Dock Replacement	\$170,164	\$14,290	\$0.00	\$155,874
Total Outstanding Grants	\$12,415,962	\$3,686,046	\$0.00	\$8,729,916

*Any Questions*

?