

**TOWN OF SWANSBORO
FINANCIAL REPORT
(AS OF JANUARY 31, 2023)**

REVENUES

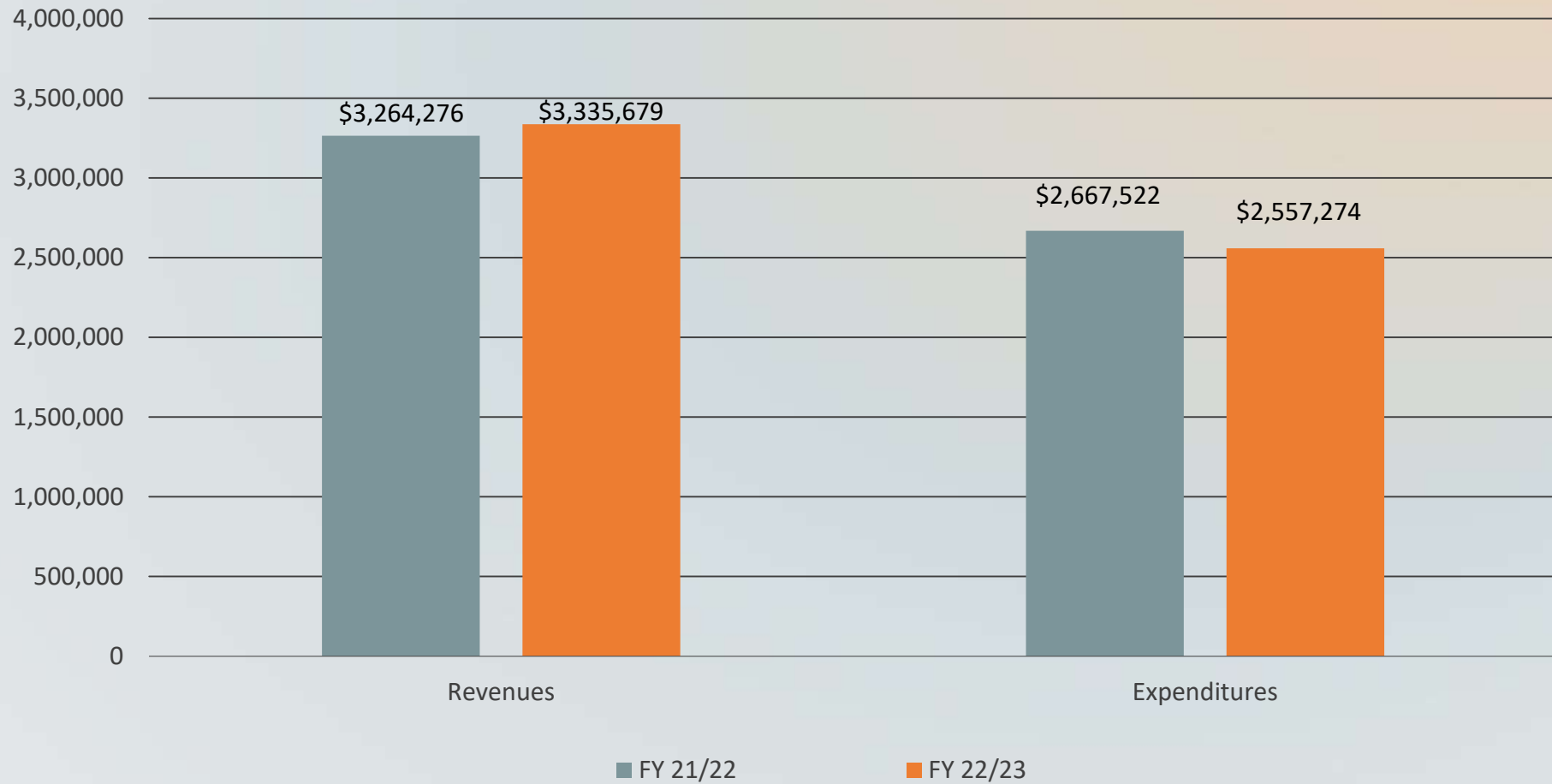
EXPENDITURES

LOAN PAYMENTS

INVESTMENTS

**TOWN OF SWANSBORO
REVENUES/EXPENDITURES
TWO YEAR COMPARISON
(AS OF JANUARY 31, 2023)**

GENERAL FUND



ENCUMBRANCES INCLUDED

Total Excess of Revenues Over Expenditures \$778,405

**TOWN OF SWANSBORO
REVENUES/EXPENDITURES
TWO YEAR COMPARISON
(AS OF JANUARY 31, 2023)**

(ACTUAL)

GENERAL FUND

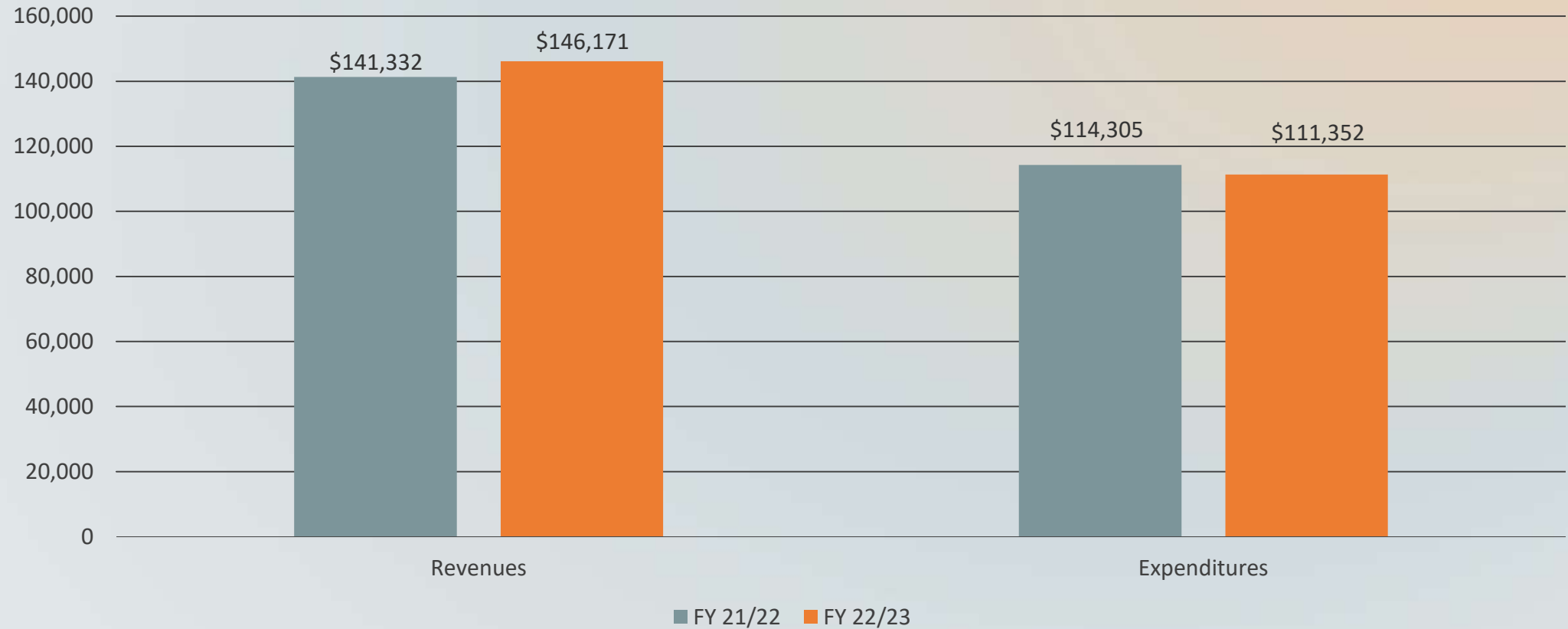


(ENCUMBRANCES NOT INCLUDED)
Total Excess of Revenues Over Expenditures \$851,081

DEPT.	BUDGET	YTD ACTUAL	(PURCHASE ORDERS) ENCUMBERED BALANCE	SPENT % January 31, 2023
GOVERNING BODY	29,902	14,963	-	50.0%
ADMIN SERVICES	374,944	219,446	-	58.5%
FINANCE	265,670	159,186	-	59.9%
LEGAL	43,000	21,417	-	49.8%
PUBLIC BUILDINGS	389,207	147,438	18,839	42.7%
FIRE	1,061,129	570,698	11,838	54.9%
PERMITTING	360,338	152,624	-	42.4%
POLICE	1,059,894	481,742	13,959	46.8%
PUBLIC WORKS-STREETS	375,286	164,019	1,826	44.2%
POWELL BILL-STREETS	111,526	4,742	2,008	6.1%
PARKS & RECREATION	361,247	177,415	18,268	54.2%
CHURCH STREET DOCK	9,454	3,276	1,202	47.4%
EMERGENCY MANAGEMENT	2,700	2,044	-	75.7%
FESTIVALS & EVENTS	124,449	54,060	4,574	47.1%
NON DEPARTMENTAL	483,302	311,527	162	64.5%
TOTAL	5,052,048	2,484,598	72,676	50.62%

**TOWN OF SWANSBORO
REVENUES/EXPENDITURES
TWO YEAR COMPARISON
(AS OF JANUARY 31, 2023)**

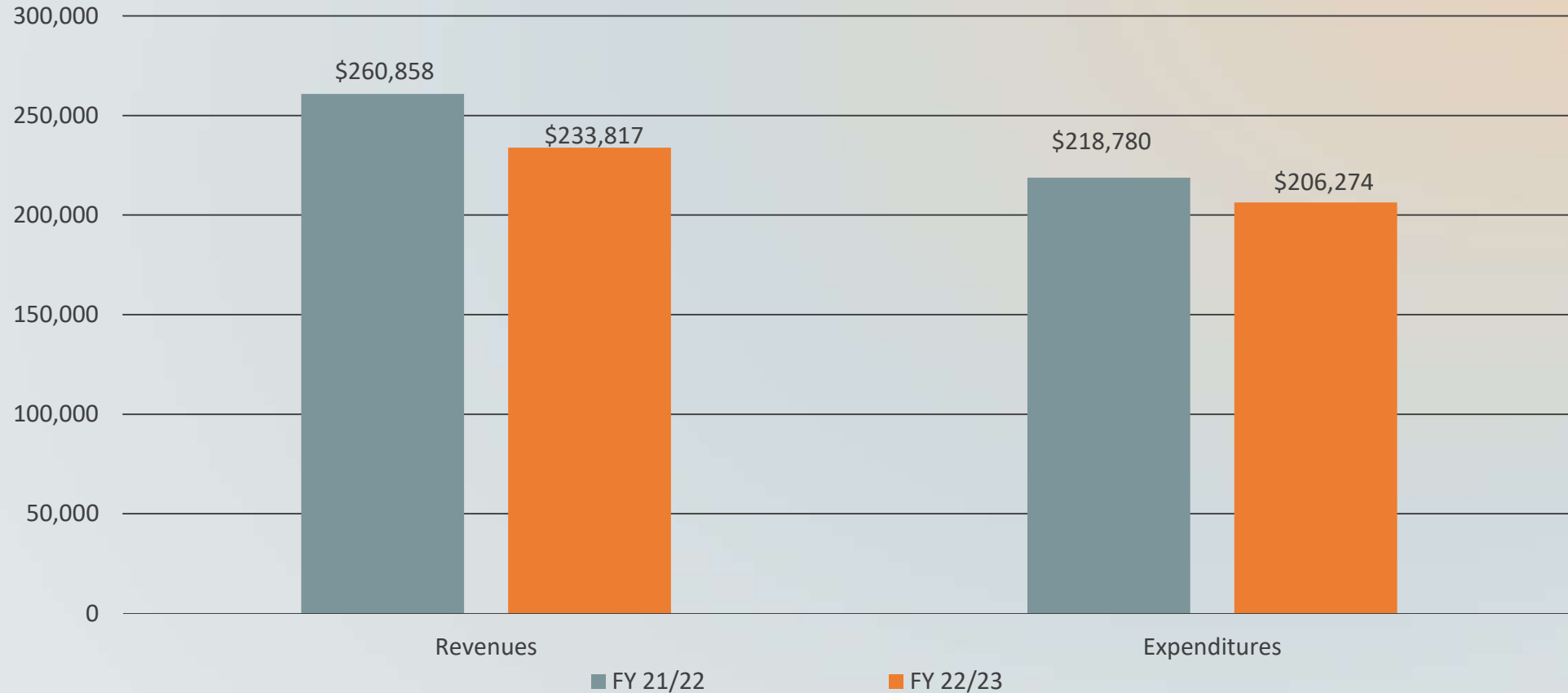
STORMWATER ENTERPRISE FUND



ENCUMBRANCES INCLUDED
Total Excess of Revenues Over Expenditures \$34,819

**TOWN OF SWANSBORO
REVENUES/EXPENDITURES
TWO YEAR COMPARISON
(AS OF JANUARY 31, 2023)**

SOLID WASTE ENTERPRISE FUND



ENCUMBRANCES INCLUDED
Total Excess of Revenues Over Expenditures \$27,543

TOWN OF SWANSBORO LOAN REPORT (AS OF JANUARY 31, 2023)

Item	Principal Balance	Interest Rate	End Date	Annual Debt Service
Town Hall/Tanker	\$463,719	2.69	03/21/2028	\$84,724
Public Safety Facility	\$80,000	2.58	12/22/2024	\$42,064
Fire Truck	\$179,671	2.08	11/01/2026	\$47,512
Sleeping Quarters	\$100,000	2.43	12/14/2026	\$28,038
Grapple Truck/Town Hall Generator	\$138,943	1.72	6/25/2025	\$47,917
Vehicles(Police & Fire Department) & Software	\$89,360	1.84	7/15/2026	\$23,377
Total Debt	\$1,051,693			\$273,632

**TOWN OF SWANSBORO
CASH & INVESTMENTS REPORT
(AS OF JANUARY 31, 2023)**

CASH & INVESTMENTS

BANK	BALANCE	INTEREST RATE
First Citizens Bank	10,949,669	.10%
NC CMT-General	\$1,395,589	4.22%

OSBM Funds included in First Citizens Bank balance- \$6,100,000

- **Emergency Operations Center-\$6,000,000**
- **Sidewalks-\$100,000**

GRANT UPDATE

	Budget	YTD Expenditures	Encumbrances	Unencumbered
American Rescue Plan Act Fund	\$1,065,725	\$610,048	\$132,867	\$322,810
Swansboro Bicentennial Park Boardwalk Extension	\$163,350	\$15,397	\$0	\$147,953
Emergency Operation Center	\$6,003,975	\$78	\$0	\$6,003,897
Emmerton School Repairs	\$424,000	\$0	\$0	\$424,000
Total Outstanding Grants	\$7,657,050	\$625,523	\$132,867	\$6,898,660

Any Questions

?