

**TOWN OF SWANSBORO
FINANCIAL REPORT
(AS OF FEBRUARY 28, 2025)**

REVENUES

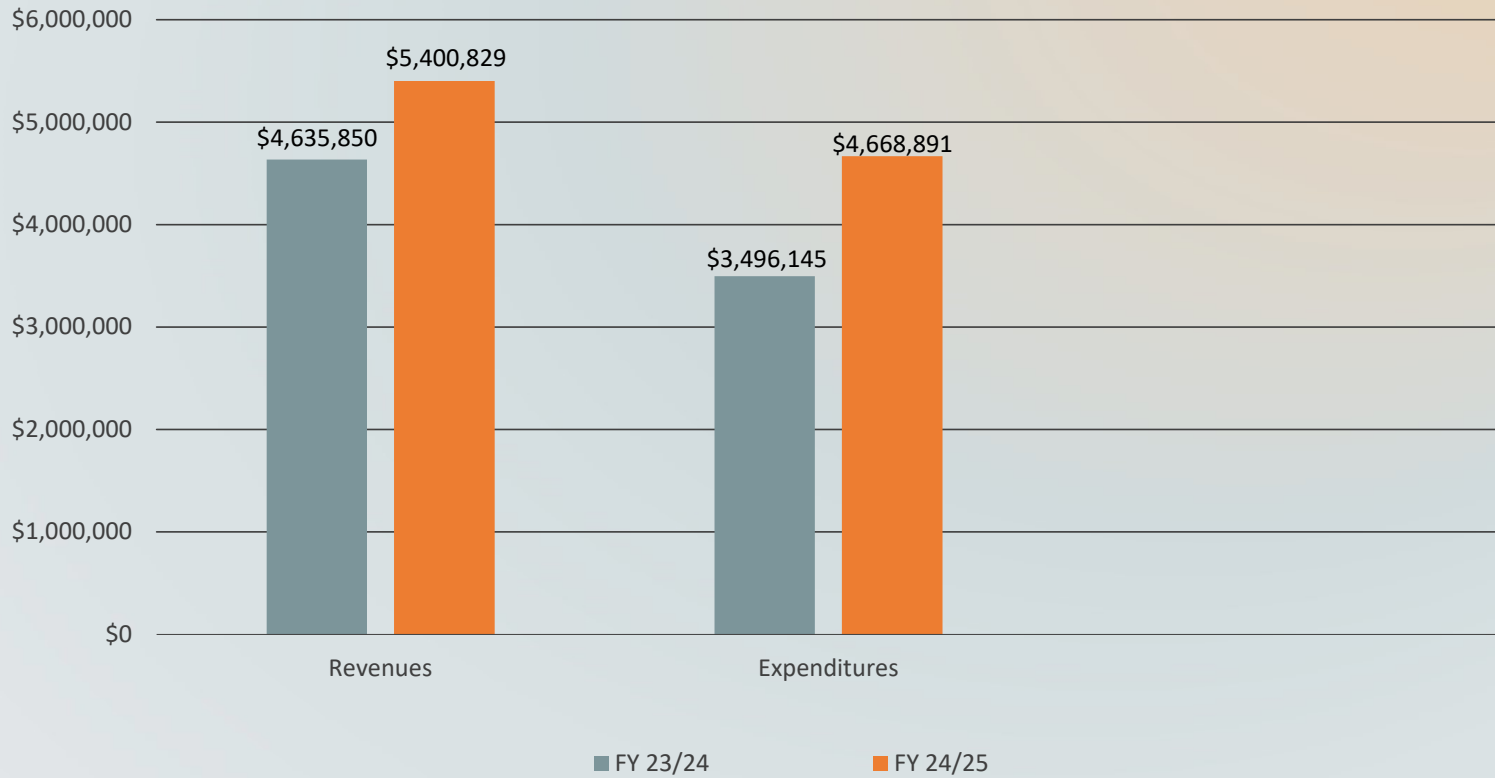
EXPENDITURES

LOAN PAYMENTS

INVESTMENTS

**TOWN OF SWANSBORO
REVENUES/EXPENDITURES
TWO YEAR COMPARISON
(AS OF FEBRUARY 28, 2025)**

GENERAL FUND

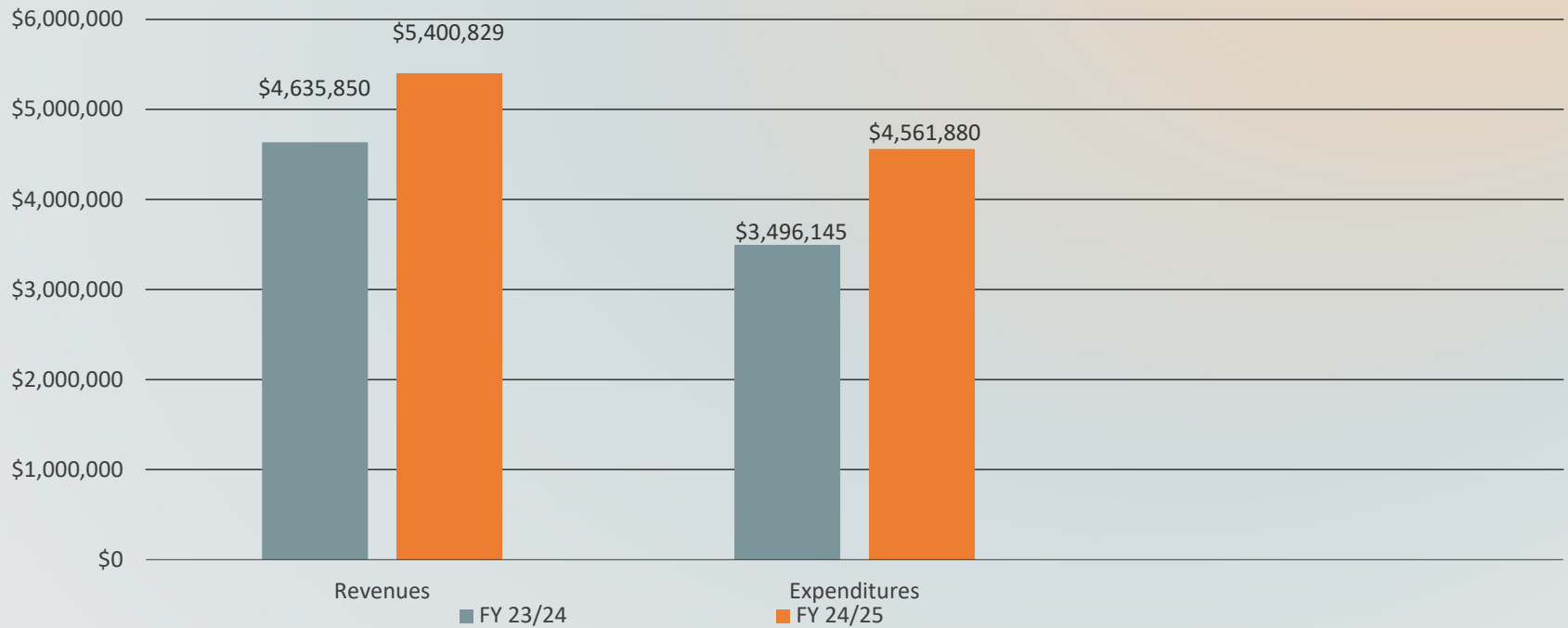


ENCUMBRANCES INCLUDED
Total Excess of Revenues Over Expenditures \$731,938

**TOWN OF SWANSBORO
REVENUES/EXPENDITURES
TWO YEAR COMPARISON
(AS OF FEBRUARY 28, 2025)**

(ACTUAL)

GENERAL FUND



(ENCUMBRANCES NOT INCLUDED)

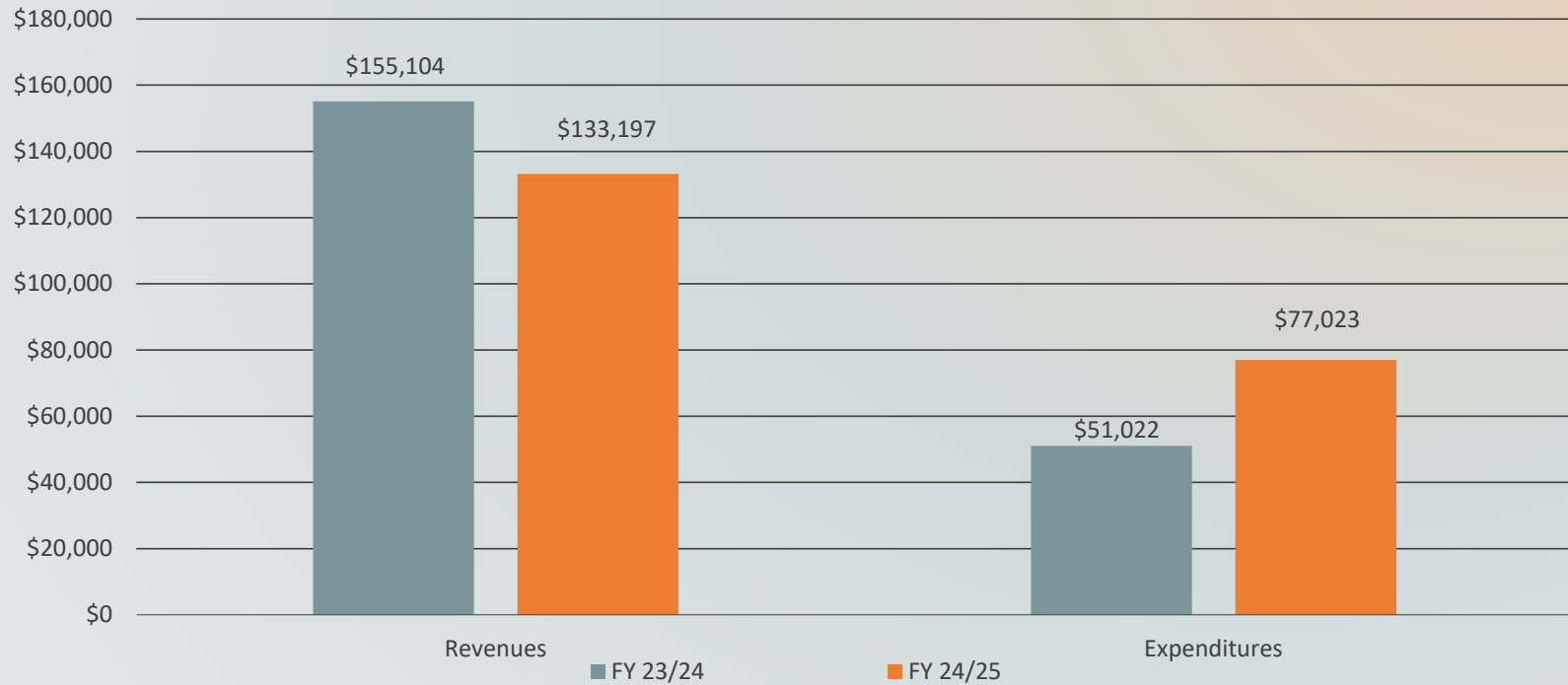
Total Excess of Revenues Over Expenditures \$838,949

DEPT.	BUDGET	YTD ACTUAL	(PURCHASE ORDERS) ENCUMBERED BALANCE	SPENT % February 28, 2025
GOVERNING BODY	48,595	16,730	151	34.7%
ADMIN SERVICES	432,052	276,458	4,233	65.0%
FINANCE	315,178	186,245	565	59.3%
LEGAL	59,300	35,792	-	60.4%
PUBLIC BUILDINGS	439,973	270,646	6,433	63.0%
FIRE	2,135,877	1,147,283	47,256	55.9%
PERMITTING	288,270	219,594	1,000	76.5%
PLANNING	86,293	52,714	-	61.1%
POLICE	1,391,604	708,007	22,459	52.5%
PUBLIC WORKS-STREETS	1,498,086	766,441	2,273	51.3%
POWELL BILL-STREETS	191,791	79,260	461	41.6%
PARKS & RECREATION	492,086	199,641	16,783	44.0%
DOWNTOWN FACILITIES	132,226	61,768	1,138	47.6%
EMERGENCY MANAGEMENT	14,549	11,399	100	79.0%
FESTIVALS & EVENTS	134,635	94,198	3,229	72.4%
NON DEPARTMENTAL	612,764	482,087	929	78.8%
TOTAL	8,273,279	4,608,264	107,011	56.99%

**

**TOWN OF SWANSBORO
REVENUES/EXPENDITURES
TWO YEAR COMPARISON
(AS OF FEBRUARY 28, 2025)**

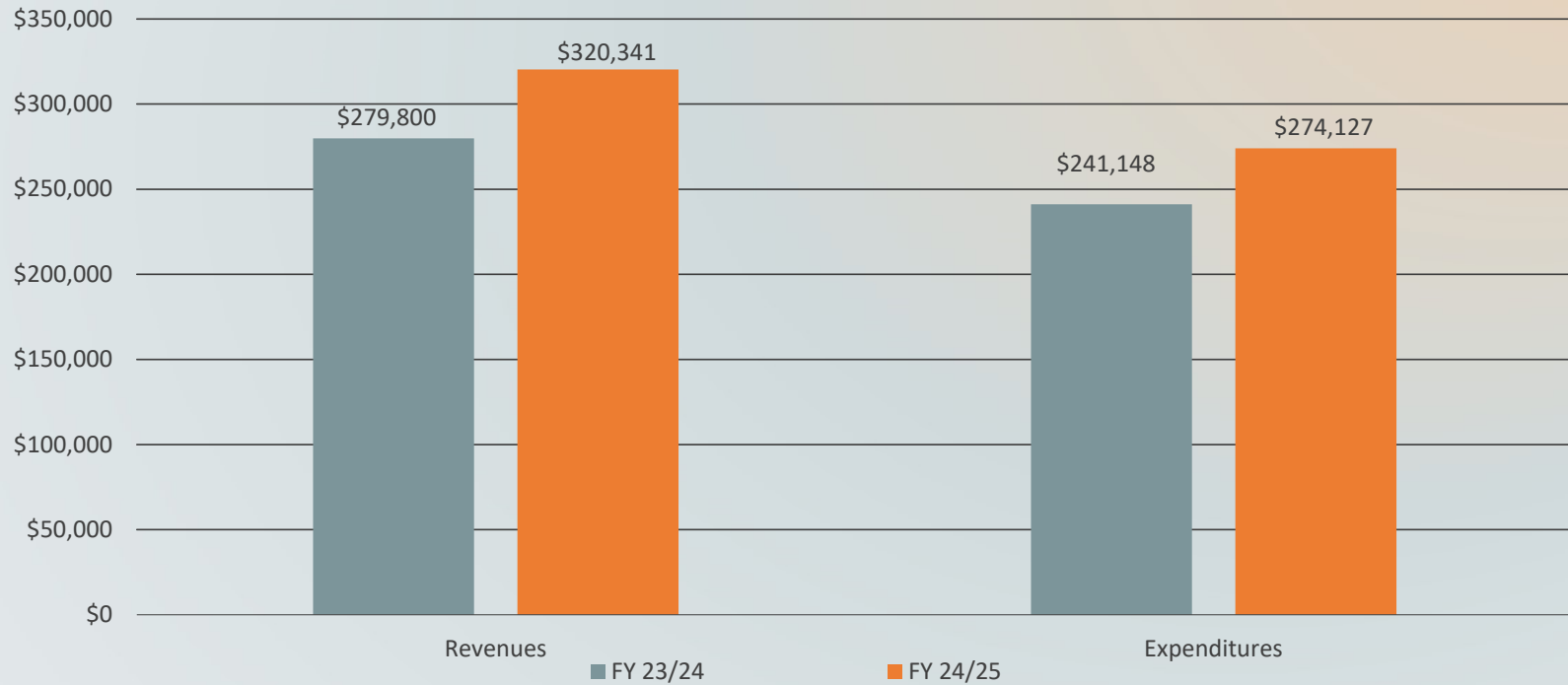
STORMWATER ENTERPRISE FUND



ENCUMBRANCES INCLUDED
Total Excess of Revenues Over Expenditures **\$56,174**

**TOWN OF SWANSBORO
REVENUES/EXPENDITURES
TWO YEAR COMPARISON
(AS OF FEBRUARY 28, 2025)**

SOLID WASTE ENTERPRISE FUND



ENCUMBRANCES INCLUDED
Total Excess of Revenues Over Expenditures **\$46,214**

**TOWN OF SWANSBORO
LOAN REPORT
(AS OF FEBRUARY, 2025)**

Item	Principal Balance	Interest Rate	End Date	Annual Debt Service
Town Hall/Tanker	\$317,275	2.69	03/21/2028	\$84,724
Public Safety Facility	\$0.00 PAID IN FULL	2.58	12/22/2024	
Fire Truck	\$92,139	2.08	11/01/2026	\$47,512
Sleeping Quarters	\$50,000	2.43	12/14/2026	\$26,823
Grapple Truck/Town Hall Generator	\$47,106	1.72	6/25/2025	\$47,917
Vehicles(Police & Fire Department) & Software	\$45,495	1.84	7/15/2026	\$23,377
Cab Tractor/Dump Truck	\$254,500	4.82	4/3/2029	\$58,491
Jet Vac Truck, Police Vehicle, (2) Fire Chief Vehicles	\$570,000	4.40	12/31/2029	\$129,183
Total Debt	\$1,376,515			\$418,027

**TOWN OF SWANSBORO
CASH & INVESTMENTS REPORT
(AS OF FEBRUARY 28, 2025)**

CASH & INVESTMENTS

BANK	BALANCE	INTEREST RATE
First Citizens Bank	\$321,366	.05%
NC CMT-General	\$6,604,862	4.27%
TD Bank (SCIF Funds for EOC & Sidewalks)	\$9,513,251	4.18%

GRANT UPDATE

	Budget	YTD Expenditures	Encumbrances	Unencumbered
American Rescue Plan Act Fund	\$1,102,599	\$1,064,939	\$37,660	\$0.00
Swansboro Bicentennial Park Boardwalk Extension	\$386,650	\$315,681	\$0	\$70,969
Emergency Operation Center	\$9,432,703	\$24,840	\$0	\$9,407,863
Emmerton School Repairs	\$424,000	\$183,305	\$0	\$240,695
Stormwater Master Plan	\$400,000	\$205,261	\$0	\$194,739
Total Outstanding Grants	\$11,745,952	\$1,794,026	\$37,660	\$9,914,266

Any Questions

?