

**TOWN OF SWANSBORO  
FINANCIAL REPORT  
(AS OF MARCH 31, 2025)**

*REVENUES*

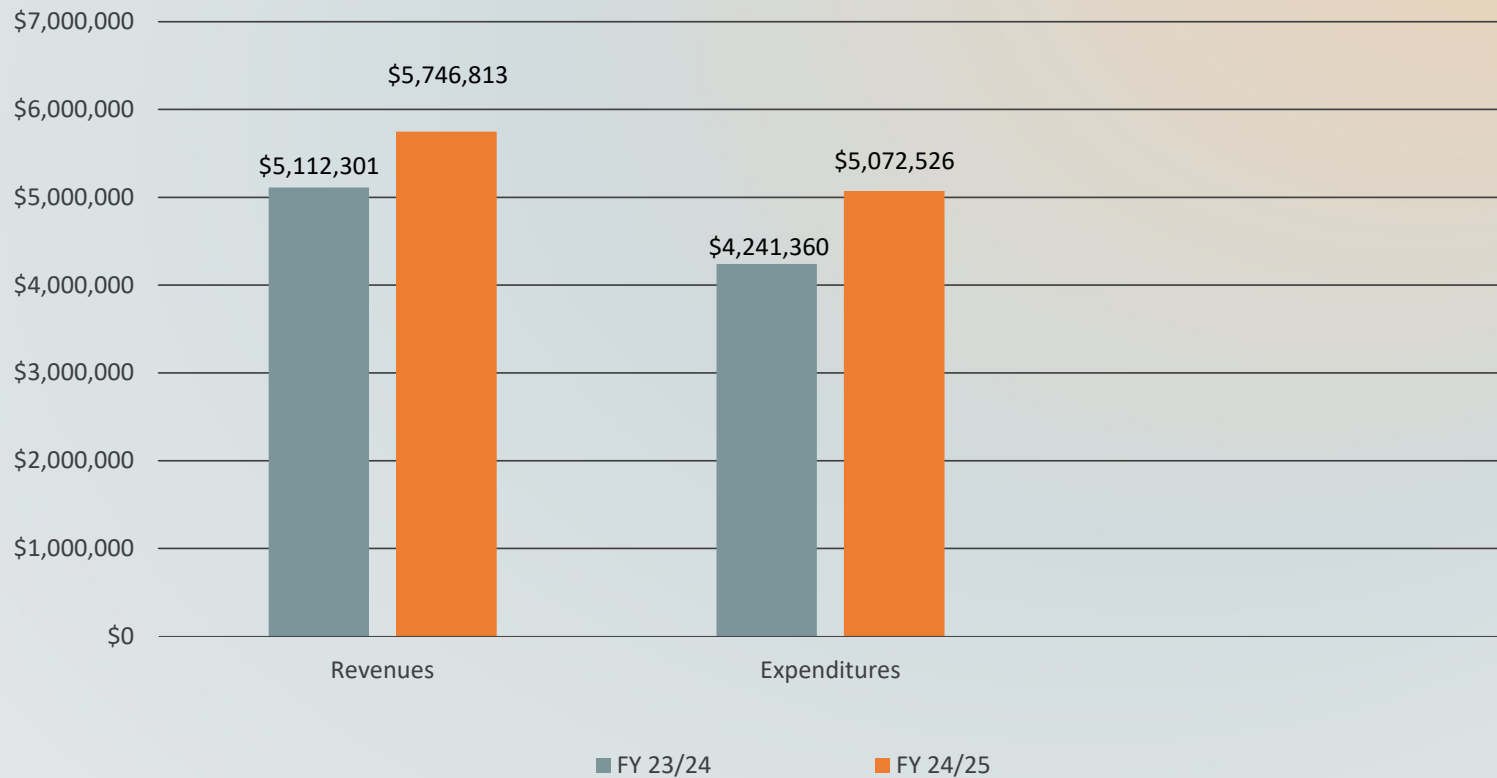
*EXPENDITURES*

*LOAN PAYMENTS*

*INVESTMENTS*

**TOWN OF SWANSBORO  
REVENUES/EXPENDITURES  
TWO YEAR COMPARISON  
(AS OF MARCH 31, 2025)**

**GENERAL FUND**



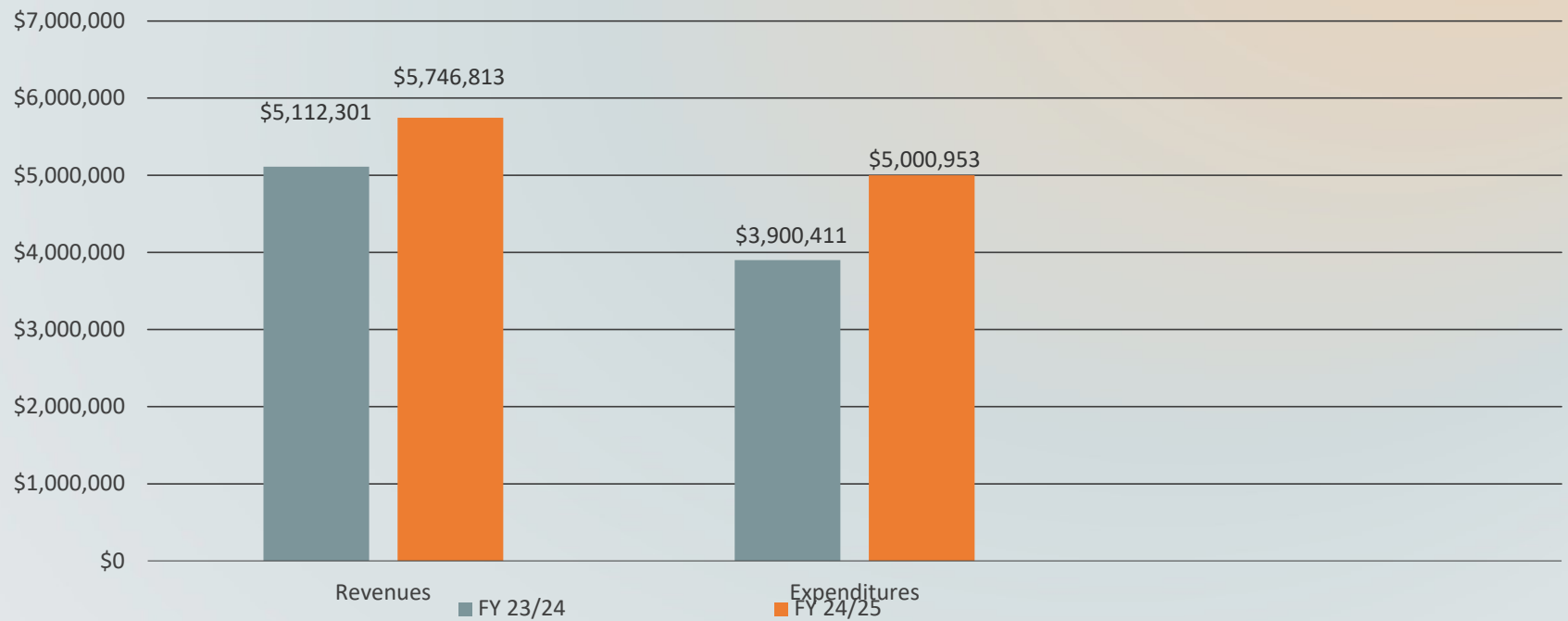
**ENCUMBRANCES INCLUDED**

**Total Excess of Revenues Over Expenditures \$674,287**

**TOWN OF SWANSBORO  
REVENUES/EXPENDITURES  
TWO YEAR COMPARISON  
(AS OF MARCH 31, 2025)**

**(ACTUAL)**

**GENERAL FUND**



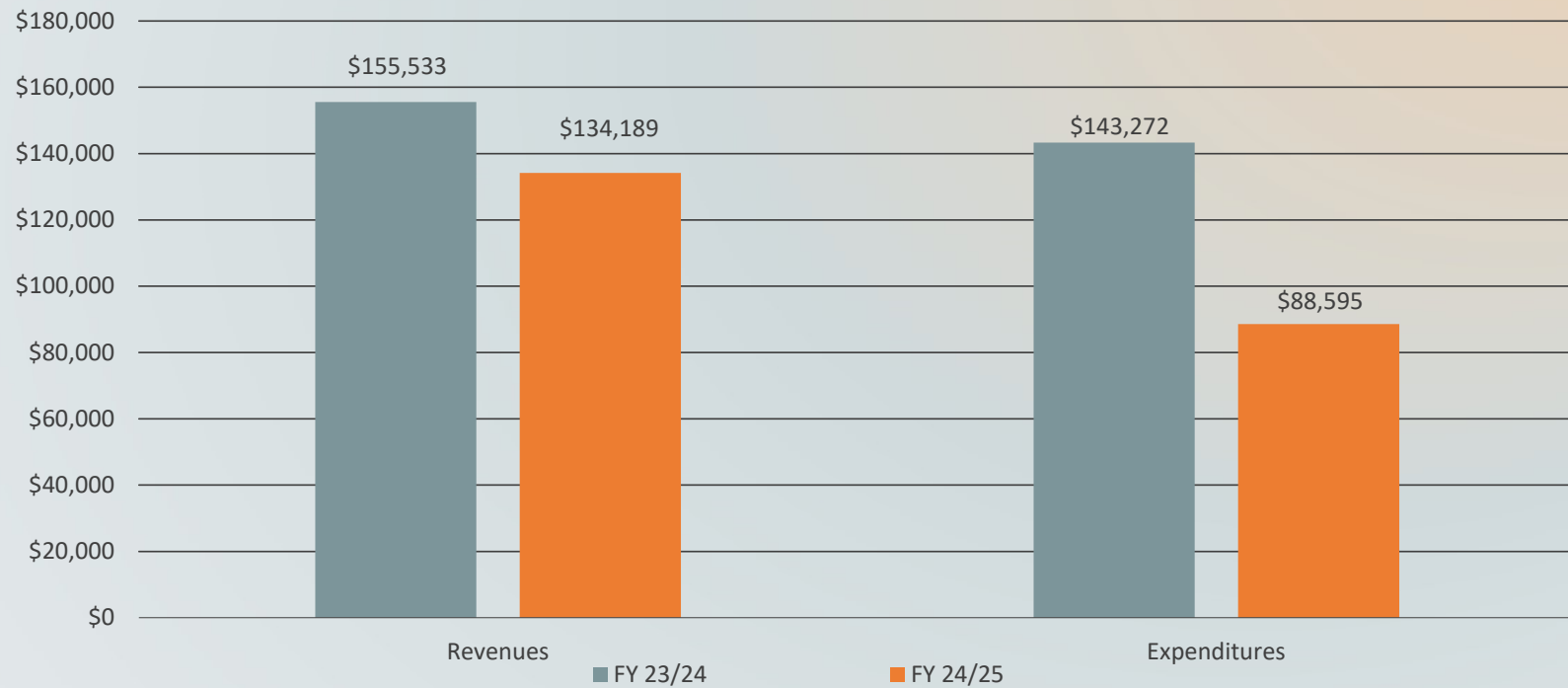
**(ENCUMBRANCES NOT INCLUDED)**  
**Total Excess of Revenues Over Expenditures \$745,860**

DEPT.	BUDGET	YTD ACTUAL	(PURCHASE ORDERS) ENCUMBERED BALANCE	SPENT % March, 2025
GOVERNING BODY	48,595	27,384	3,426	63.4%
ADMIN SERVICES	432,052	307,192	3,476	71.9%
FINANCE	315,178	208,484	565	66.3%
LEGAL	59,300	35,792	-	60.4%
PUBLIC BUILDINGS	439,973	286,950	3,244	66.0%
FIRE	2,135,877	1,269,127	11,974	60.0%
PERMITTING	288,270	240,764	1,000	83.9%
PLANNING	86,293	60,003	-	69.5%
POLICE	1,432,852	790,892	22,821	56.8%
PUBLIC WORKS-STREETS	1,498,086	808,107	2,142	54.1%
POWELL BILL-STREETS	191,791	116,931	-	61.0%
PARKS & RECREATION	492,086	219,918	17,539	48.3%
DOWNTOWN FACILITIES	132,226	80,047	1,317	61.5%
EMERGENCY MANAGEMENT	14,549	11,544	-	79.3%
FESTIVALS & EVENTS	134,635	94,559	3,229	72.6%
NON DEPARTMENTAL	612,764	443,260	839	72.5%
TOTAL	8,314,527	5,000,953	71,573	61.01%

\*\*

**TOWN OF SWANSBORO  
REVENUES/EXPENDITURES  
TWO YEAR COMPARISON  
(AS OF MARCH 31, 2025)**

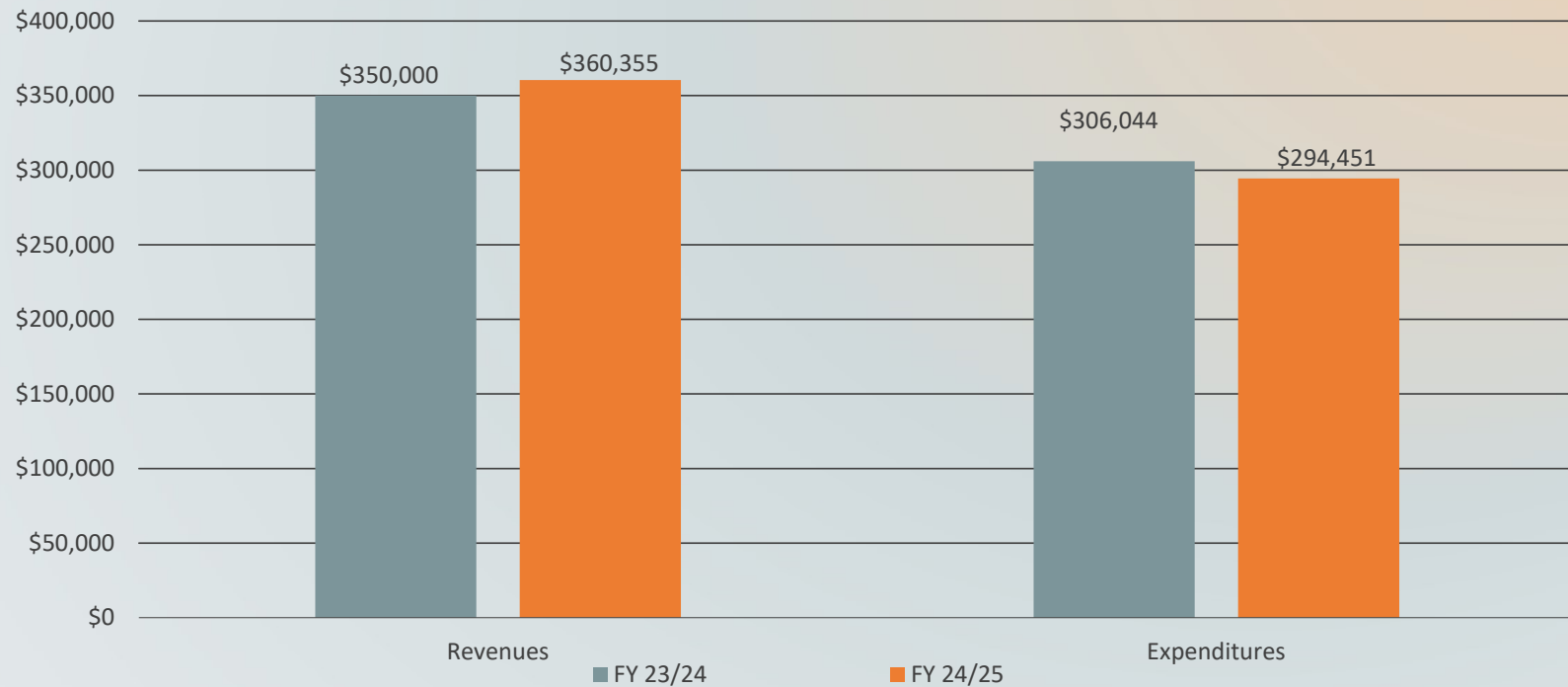
**STORMWATER ENTERPRISE FUND**



**ENCUMBRANCES INCLUDED**  
Total Excess of Revenues Over Expenditures **\$45,594**

**TOWN OF SWANSBORO  
REVENUES/EXPENDITURES  
TWO YEAR COMPARISON  
(AS OF MARCH 31, 2025)**

**SOLID WASTE ENTERPRISE FUND**



**ENCUMBRANCES INCLUDED**  
Total Excess of Revenues Over Expenditures **\$65,904**

**TOWN OF SWANSBORO  
LOAN REPORT  
(AS OF MARCH 31, 2025)**

Item	Principal Balance	Interest Rate	End Date	Annual Debt Service
Town Hall/Tanker	\$241,087	2.69	03/21/2028	\$84,724
Public Safety Facility	\$0.00 PAID IN FULL	2.58	12/22/2024	
Fire Truck	\$92,139	2.08	11/01/2026	\$47,512
Sleeping Quarters	\$50,000	2.43	12/14/2026	\$26,823
Grapple Truck/Town Hall Generator	\$47,106	1.72	6/25/2025	\$47,917
Vehicles(Police & Fire Department) & Software	\$45,894	1.84	7/15/2026	\$23,377
Cab Tractor/Dump Truck	\$254,500	4.82	4/3/2029	\$58,491
Jet Vac Truck, Police Vehicle, (2) Fire Chief Vehicles	\$570,000	4.40	12/31/2029	\$129,183
Total Debt	\$1,300,726			\$418,027

**TOWN OF SWANSBORO  
CASH & INVESTMENTS REPORT  
(AS OF MARCH 31, 2025)**

**CASH & INVESTMENTS**

BANK	BALANCE	INTEREST RATE
First Citizens Bank	\$132,639	.05%
NC CMT-General	\$6,539,800	4.23%
TD Bank (SCIF Funds for EOC & Sidewalks)	\$9,546,378	4.18%



## GRANT UPDATE

	Budget	YTD Expenditures	Encumbrances	Unencumbered
American Rescue Plan Act Fund	\$1,102,599	\$1,064,939	\$37,660	\$0.00
Swansboro Bicentennial Park Boardwalk Extension	\$386,650	\$371,422	\$0	\$15,228
Emergency Operation Center	\$9,465,499	\$24,840	\$0	\$9,440,659
Emmerton School Repairs	\$499,000	\$183,305	\$0	\$315,695
Stormwater Master Plan	\$400,000	\$208,361	\$0	\$191,639
Total Outstanding Grants	\$11,853,748	\$1,852,867	\$37,660	\$9,963,221

*Any Questions*

?