

**TOWN OF SWANSBORO
FINANCIAL REPORT
(AS OF JANUARY 31, 2024)**

REVENUES

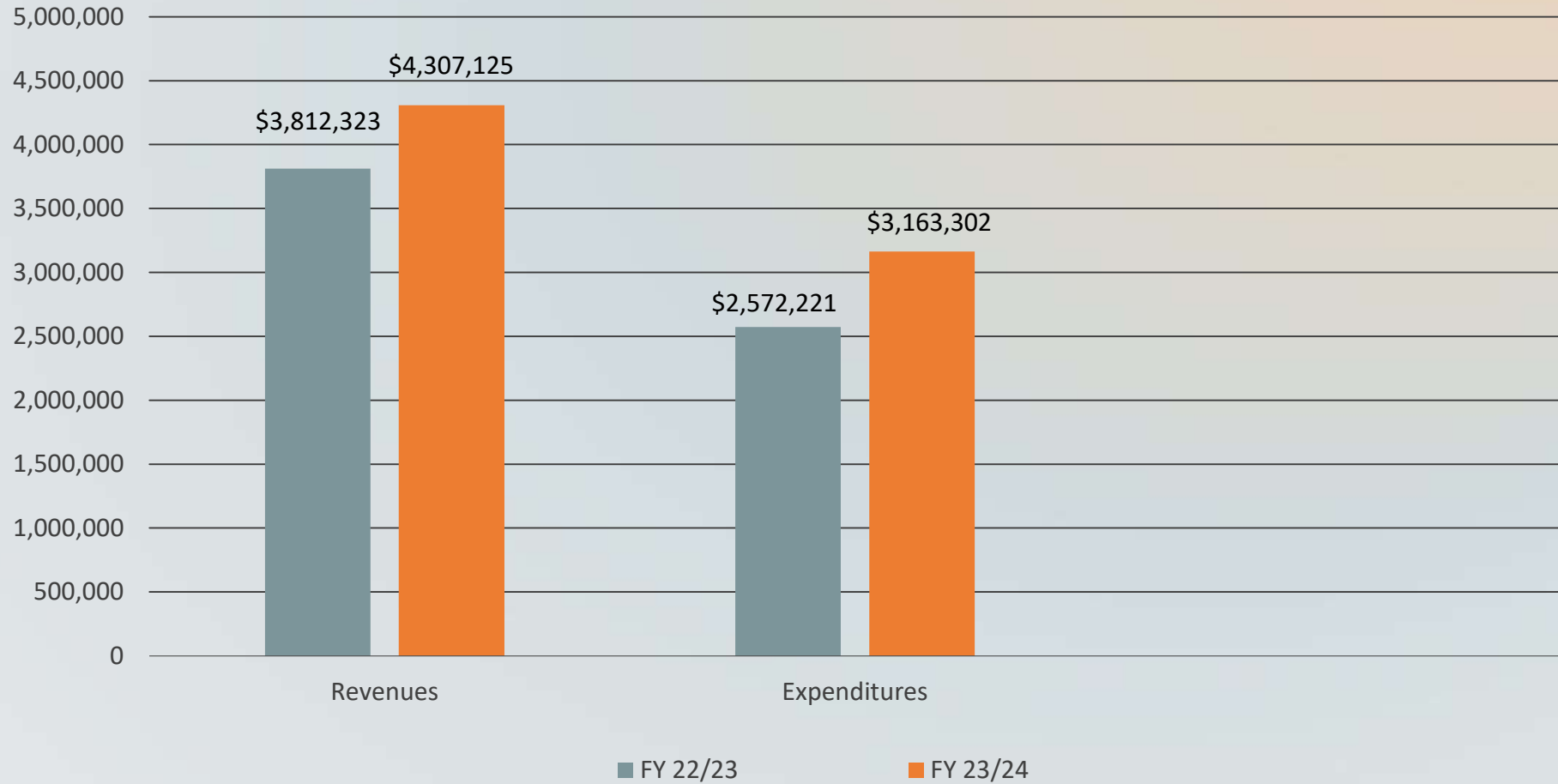
EXPENDITURES

LOAN PAYMENTS

INVESTMENTS

**TOWN OF SWANSBORO
REVENUES/EXPENDITURES
TWO YEAR COMPARISON
(AS OF JANUARY 31, 2024)**

GENERAL FUND



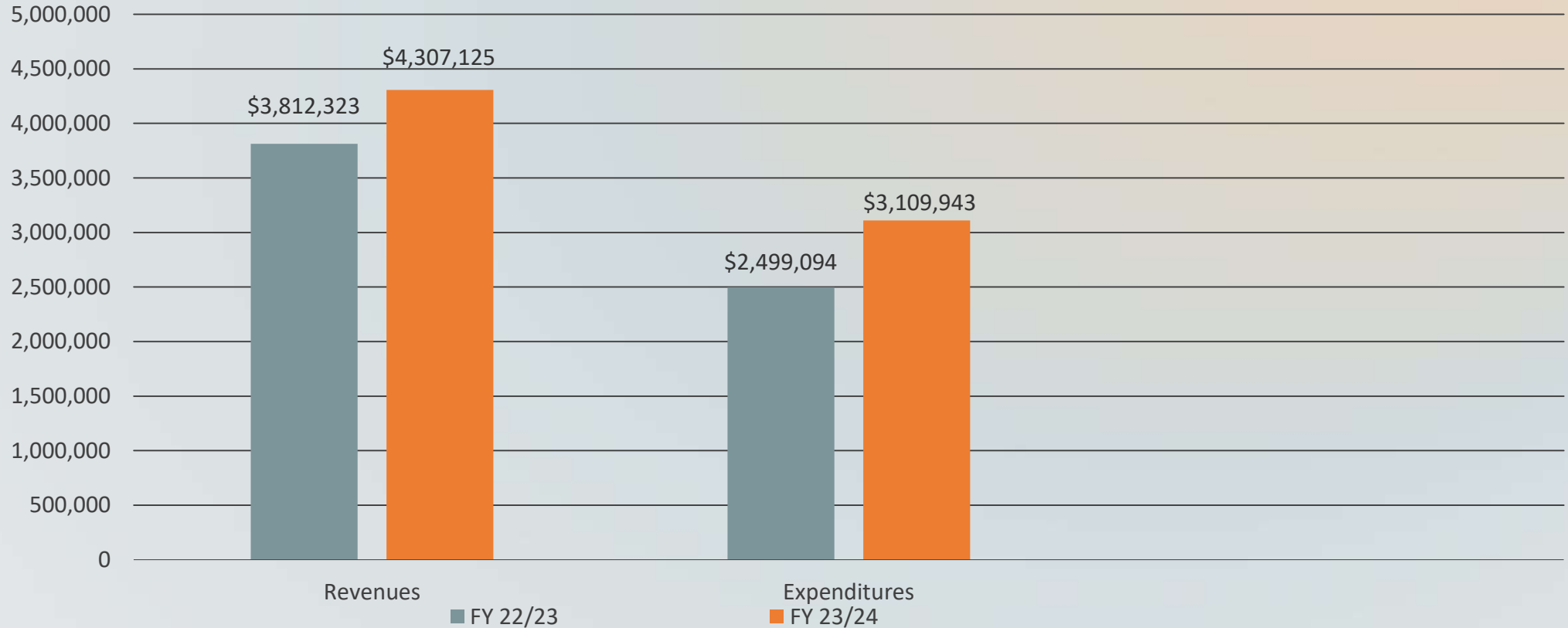
ENCUMBRANCES INCLUDED

Total Excess of Revenues Over Expenditures \$1,143,823

**TOWN OF SWANSBORO
REVENUES/EXPENDITURES
TWO YEAR COMPARISON
(AS OF JANUARY 31, 2024)**

(ACTUAL)

GENERAL FUND



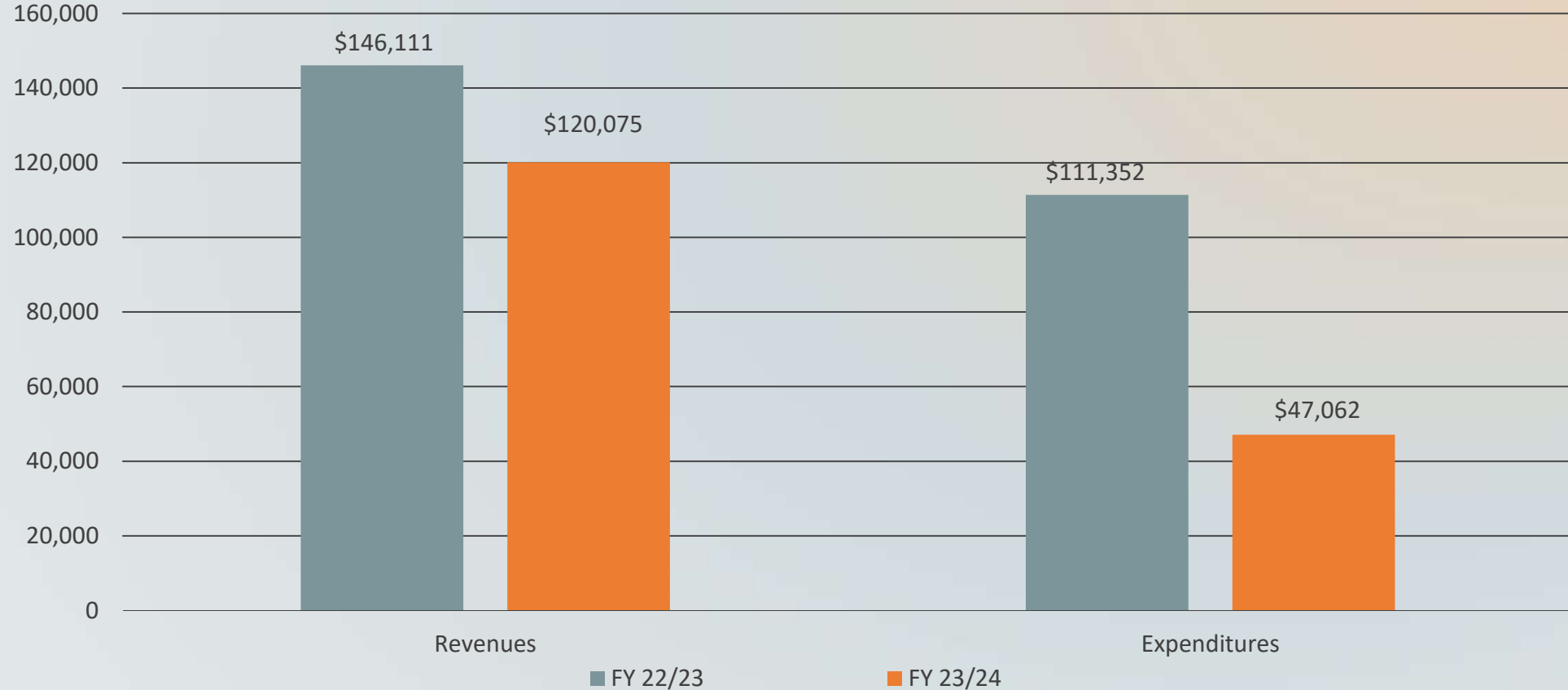
(ENCUMBRANCES NOT INCLUDED)

Total Excess of Revenues Over Expenditures \$1,197,182

DEPT.	BUDGET	YTD ACTUAL	(PURCHASE ORDERS) ENCUMBERED BALANCE	SPENT % January 31, 2024
GOVERNING BODY	43,476	24,181	826	57.5%
ADMIN SERVICES	427,686	252,831	3,377	59.9%
FINANCE	289,345	170,156	423	59.0%
LEGAL	43,000	28,345	-	65.9%
PUBLIC BUILDINGS	386,300	168,905	2,474	44.4%
FIRE	1,350,563	837,674	19,052	63.4%
PERMITTING	389,692	205,369	-	52.7%
POLICE	1,210,251	587,303	4,003	48.9%
PUBLIC WORKS-STREETS	537,002	142,786	2,417	27.0%
POWELL BILL-STREETS	110,094	3,035	569	3.3%
PARKS & RECREATION	357,132	175,585	14,247	53.2%
CHURCH STREET DOCK/VISITOE CENTER	176,327	31,486	391	18.1%
EMERGENCY MANAGEMENT	44,306	17,809	2,116	45.0%
FESTIVALS & EVENTS	124,653	97,749	3,464	81.2%
NON DEPARTMENTAL	571,580	366,731	-	64.2%
TOTAL	6,061,407	3,109,943	53,359	52.19%

**TOWN OF SWANSBORO
REVENUES/EXPENDITURES
TWO YEAR COMPARISON
(AS OF JANUARY 31, 2024)**

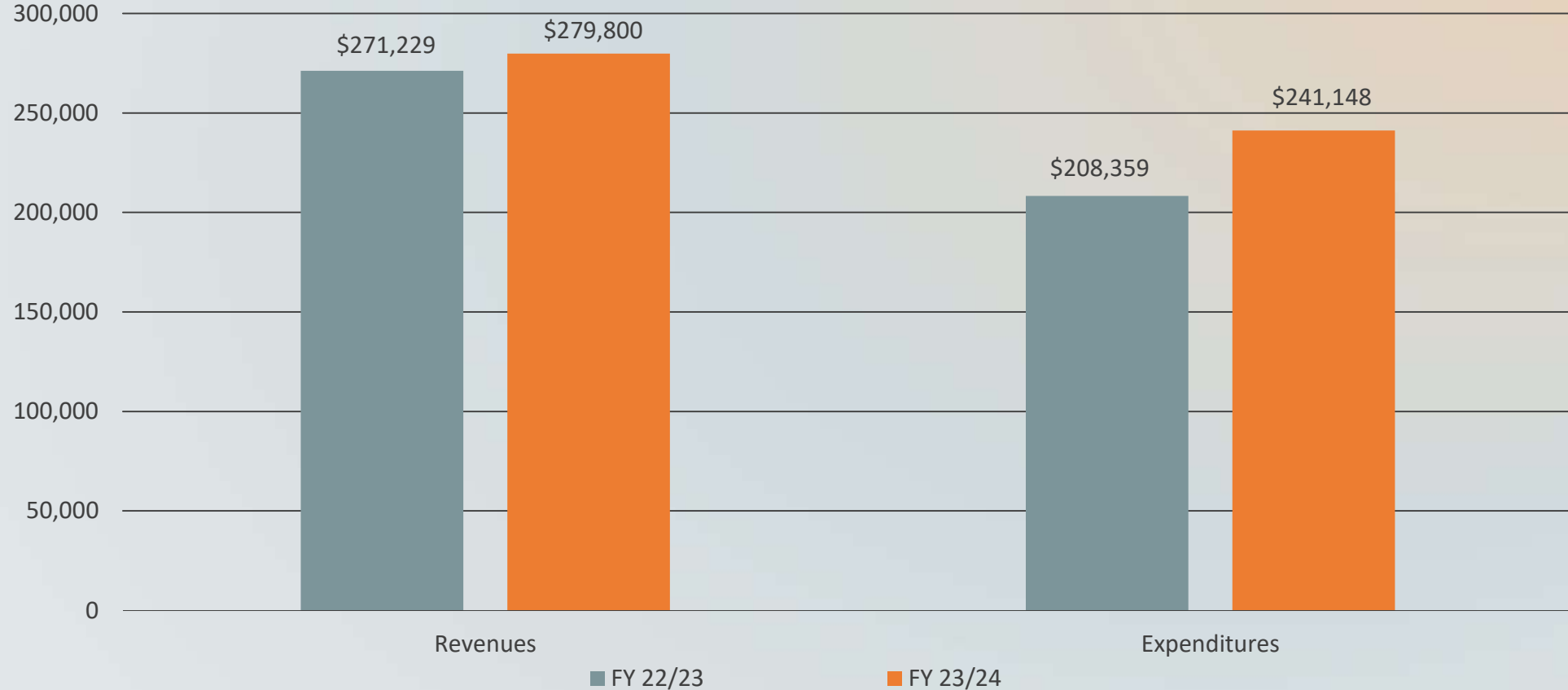
STORMWATER ENTERPRISE FUND



ENCUMBRANCES INCLUDED
Total Excess of Revenues Over Expenditures \$73,013

**TOWN OF SWANSBORO
REVENUES/EXPENDITURES
TWO YEAR COMPARISON
(AS OF JANUARY 31, 2024)**

SOLID WASTE ENTERPRISE FUND



ENCUMBRANCES INCLUDED
Total Excess of Revenues Over Expenditures \$38,652

**TOWN OF SWANSBORO
LOAN REPORT
(AS OF JANUARY 31, 2024)**

Item	Principal Balance	Interest Rate	End Date	Annual Debt Service
Town Hall/Tanker	\$391,469	2.69	03/21/2028	\$84,724
Public Safety Facility	\$40,000	2.58	12/22/2024	\$42,064
Fire Truck	\$136,806	2.08	11/01/2026	\$47,512
Sleeping Quarters	\$75,000	2.43	12/14/2026	\$28,038
Grapple Truck/Town Hall Generator	\$93,416	1.72	6/25/2025	\$47,917
Vehicles(Police & Fire Department) & Software	\$67,627	1.84	7/15/2026	\$23,377
Total Debt	\$804,318			\$273,632

**TOWN OF SWANSBORO
CASH & INVESTMENTS REPORT
(AS OF JANUARY 31, 2024)**

CASH & INVESTMENTS

BANK	BALANCE	INTEREST RATE
First Citizens Bank	\$655,841	.10%
NC CMT-General	\$5,946,705	5.25%
TD Bank (SCIF Funds for EOC & Sidewalks)	\$6,128,561	5.38%

GRANT UPDATE

	Budget	YTD Expenditures	Encumbrances	Unencumbered
American Rescue Plan Act Fund	\$1,087,599	\$955,329	\$20,279	\$111,991
Swansboro Bicentennial Park Boardwalk Extension	\$277,800	\$63,101	\$69,967	\$144,732
Emergency Operation Center	\$6,021,957	\$19,543	\$0	\$6,002,414
Emmertown School Repairs	\$424,000	\$9,055	\$0	\$414,945
Stormwater Master Plan	\$400,000	\$0	\$0	\$400,000
Total Outstanding Grants	\$8,211,356	\$1,047,028	\$90,246	\$7,074,082

Any Questions

?