

TOWN OF SWANSBORO
FINANCIAL REPORT
(AS OF MAY 31, 2023)

REVENUES

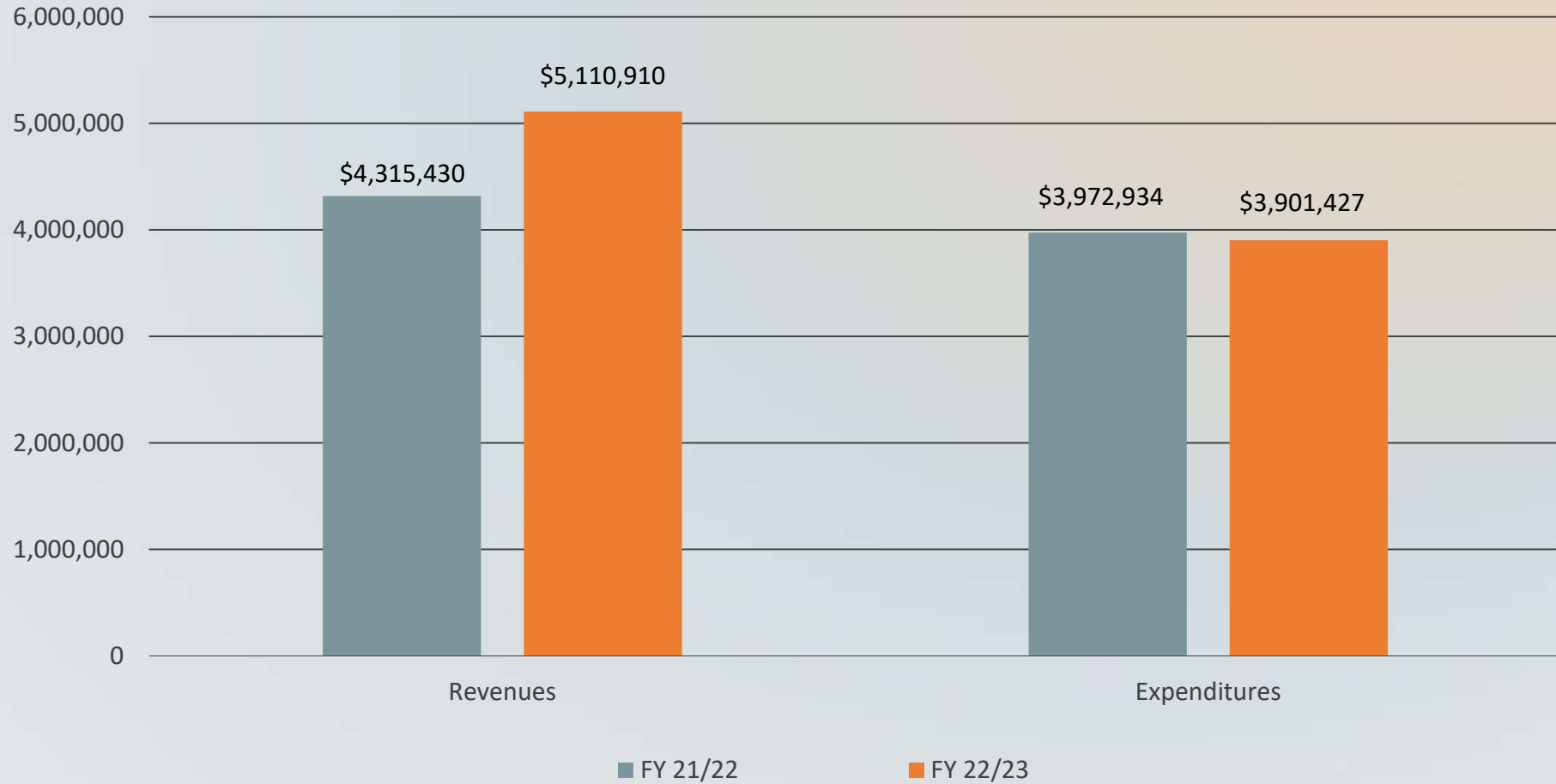
EXPENDITURES

LOAN PAYMENTS

INVESTMENTS

**TOWN OF SWANSBORO
REVENUES/EXPENDITURES
TWO YEAR COMPARISON
(AS OF MAY 31, 2023)**

GENERAL FUND



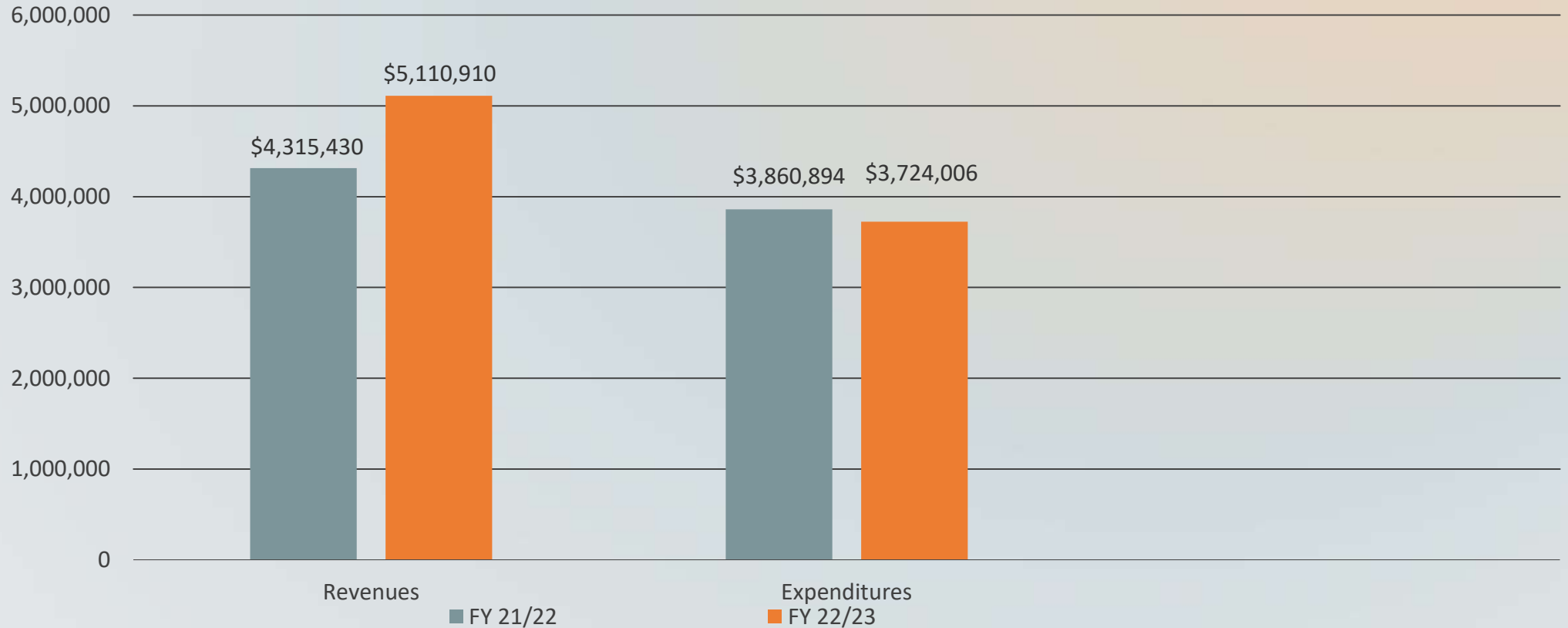
ENCUMBRANCES INCLUDED

Total Excess of Revenues Over Expenditures \$1,209,483

**TOWN OF SWANSBORO
REVENUES/EXPENDITURES
TWO YEAR COMPARISON
(AS OF MAY 31, 2023)**

(ACTUAL)

GENERAL FUND

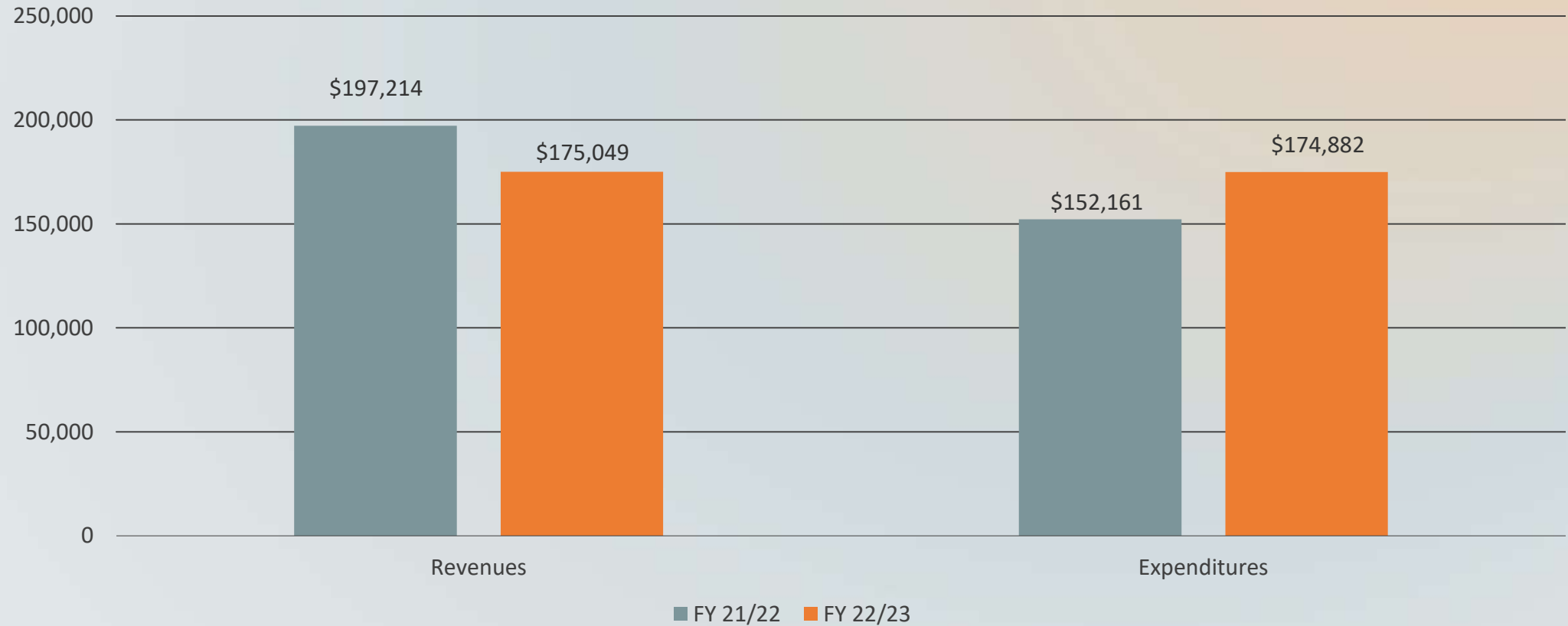


(ENCUMBRANCES NOT INCLUDED)
Total Excess of Revenues Over Expenditures \$1,386,904

| DEPT. | BUDGET | YTD ACTUAL | (PURCHASE ORDERS) ENCUMBERED BALANCE | SPENT % May 31, 2023 |
|----------------------|-----------|------------|--|-------------------------|
| GOVERNING BODY | 29,902 | 22,721 | - | 76.0% |
| ADMIN SERVICES | 376,563 | 312,936 | 187 | 83.2% |
| FINANCE | 265,670 | 231,046 | 3,100 | 88.1% |
| LEGAL | 43,000 | 35,187 | - | 81.8% |
| PUBLIC BUILDINGS | 389,207 | 286,952 | 18,491 | 78.5% |
| FIRE | 1,063,394 | 807,830 | 22,494 | 78.1% |
| PERMITTING | 362,328 | 248,572 | 500 | 68.7% |
| POLICE | 1,110,031 | 783,058 | 6,076 | 71.1% |
| PUBLIC WORKS-STREETS | 375,286 | 235,636 | 3,312 | 63.7% |
| POWELL BILL-STREETS | 135,830 | 7,600 | 79,843 | 64.4% |
| PARKS & RECREATION | 361,579 | 275,684 | 30,058 | 84.6% |
| CHURCH STREET DOCK | 9,454 | 7,809 | 810 | 91.2% |
| EMERGENCY MANAGEMENT | 2,700 | 2,622 | - | 97.1% |
| FESTIVALS & EVENTS | 124,449 | 72,543 | 12,408 | 68.3% |
| NON DEPARTMENTAL | 485,530 | 393,809 | 144 | 81.1% |
| TOTAL | 5,134,923 | 3,724,006 | 177,421 | 75.98% |

**TOWN OF SWANSBORO
REVENUES/EXPENDITURES
TWO YEAR COMPARISON
(AS OF MAY 31, 2023)**

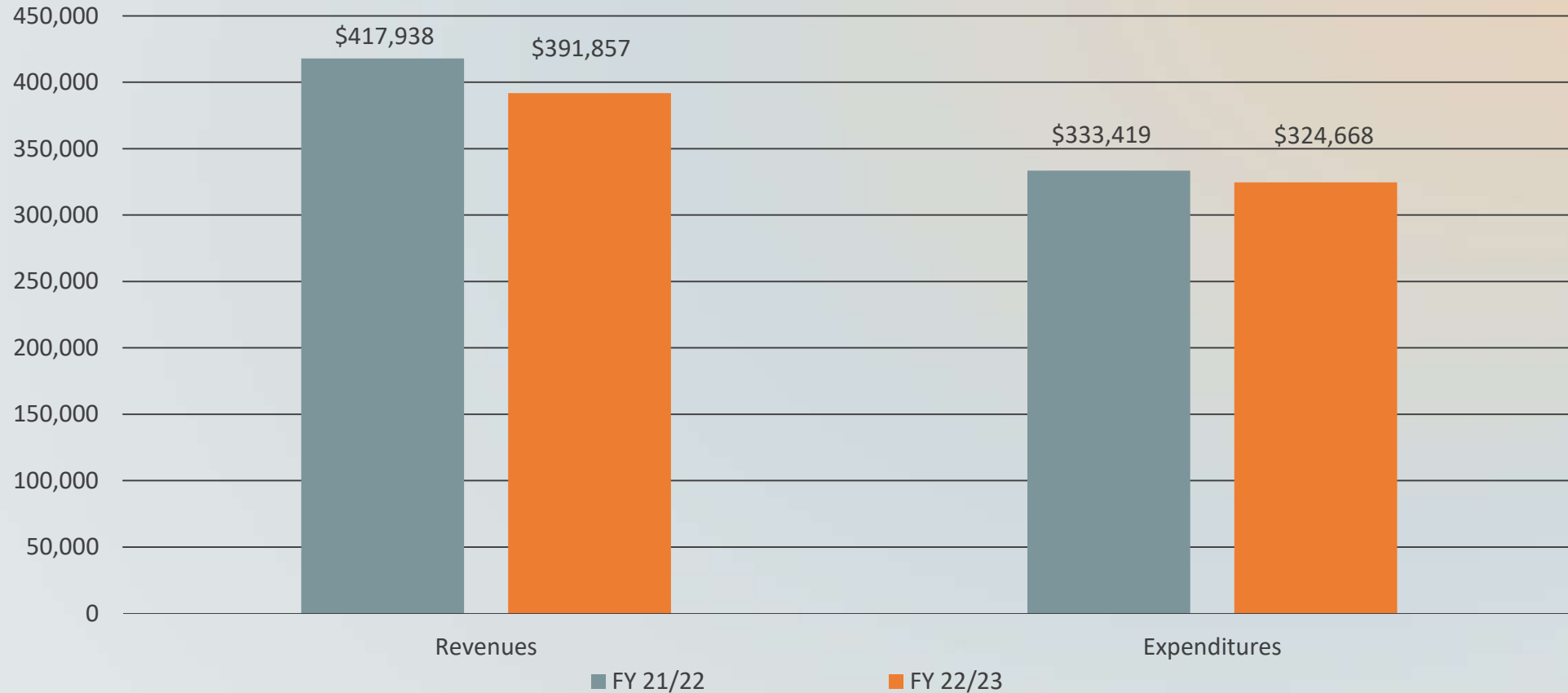
STORMWATER ENTERPRISE FUND



ENCUMBRANCES INCLUDED
Total Excess of Revenues Over Expenditures \$167

**TOWN OF SWANSBORO
REVENUES/EXPENDITURES
TWO YEAR COMPARISON
(AS OF MAY 31, 2023)**

SOLID WASTE ENTERPRISE FUND



ENCUMBRANCES INCLUDED
Total Excess of Revenues Over Expenditures \$67,189

**TOWN OF SWANSBORO
LOAN REPORT
(AS OF MAY 31, 2023)**

| Item | Principal Balance | Interest Rate | End Date | Annual Debt Service |
|--|------------------------------|--------------------------|-------------------|--------------------------------|
| Town Hall/Tanker | \$391,469 | 2.69 | 03/21/2028 | \$84,724 |
| Public Safety Facility | \$80,000 | 2.58 | 12/22/2024 | \$42,064 |
| Fire Truck | \$179,671 | 2.08 | 11/01/2026 | \$47,512 |
| Sleeping Quarters | \$100,000 | 2.43 | 12/14/2026 | \$28,038 |
| Grapple Truck/Town Hall Generator | \$138,943 | 1.72 | 6/25/2025 | \$47,917 |
| Vehicles(Police & Fire Department) & Software | \$89,360 | 1.84 | 7/15/2026 | \$23,377 |
| Total Debt | \$979,443 | | | \$273,632 |

**TOWN OF SWANSBORO
CASH & INVESTMENTS REPORT
(AS OF MAY 31, 2023)**

CASH & INVESTMENTS

| BANK | BALANCE | INTEREST RATE |
|---------------------|-------------|---------------|
| First Citizens Bank | 10,459,669 | .10% |
| NC CMT-General | \$1,940,752 | 4.97% |

OSBM Funds included in First Citizens Bank balance- \$6,100,000

- **Emergency Operations Center-\$6,000,000**
- **Sidewalks-\$100,000**

GRANT UPDATE

| | Budget | YTD Expenditures | Encumbrances | Unencumbered |
|---|-------------|------------------|--------------|--------------|
| American Rescue Plan Act Fund | \$1,065,725 | \$748,819 | \$0 | \$316,906 |
| Swansboro Bicentennial Park Boardwalk Extension | \$163,350 | \$25,786 | \$0 | \$137,564 |
| Emergency Operation Center | \$6,005,552 | \$14,448 | \$0 | \$5,991,104 |
| Emmertton School Repairs | \$424,000 | \$4,180 | \$0 | \$419,820 |
| Total Outstanding Grants | \$7,658,627 | \$793,233 | \$0 | \$6,865,394 |

Any Questions

?