

**TOWN OF SWANSBORO  
FINANCIAL REPORT  
(AS OF MAY 31, 2025)**

*REVENUES*

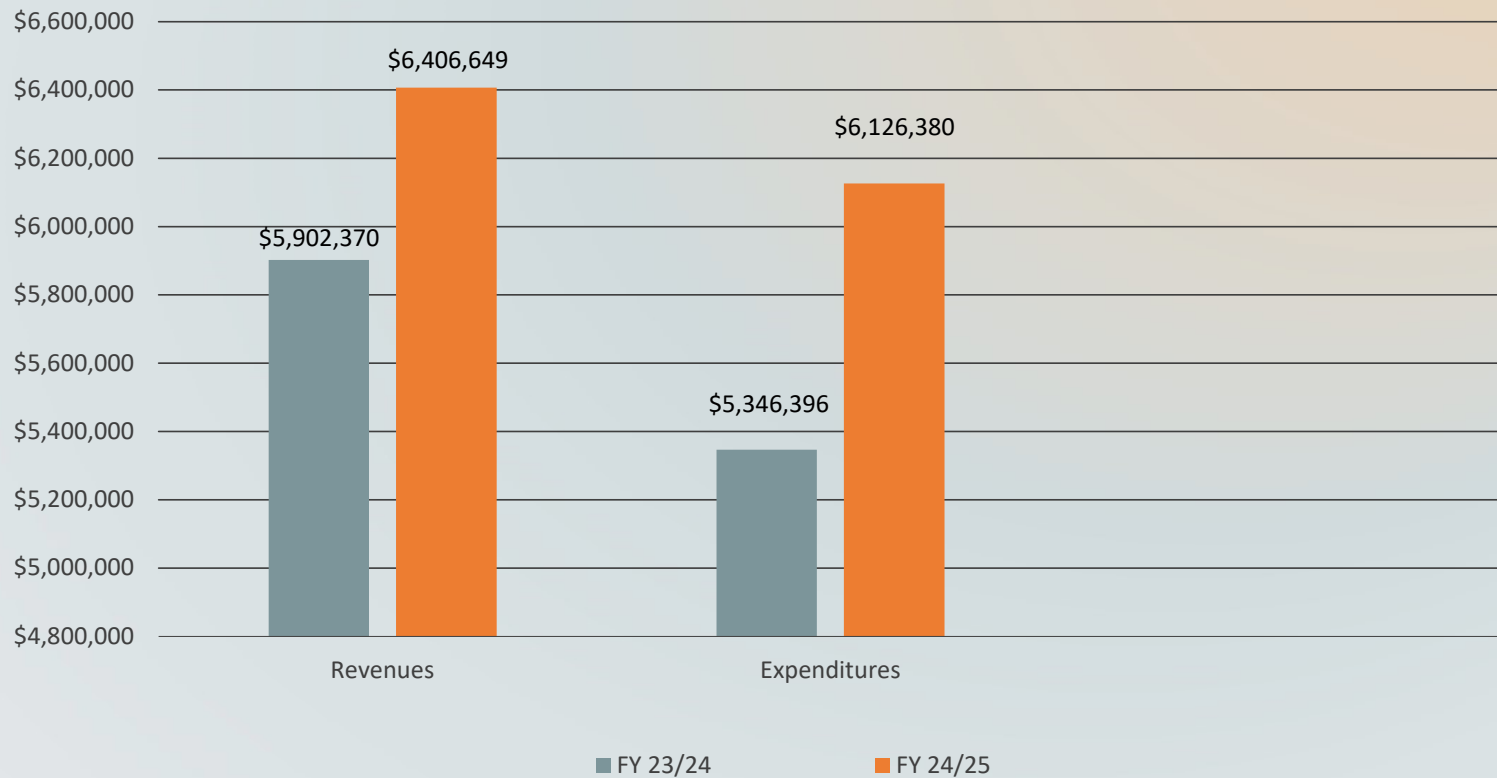
*EXPENDITURES*

*LOAN PAYMENTS*

*INVESTMENTS*

**TOWN OF SWANSBORO  
REVENUES/EXPENDITURES  
TWO YEAR COMPARISON  
(AS OF MAY 31, 2025)**

**GENERAL FUND**



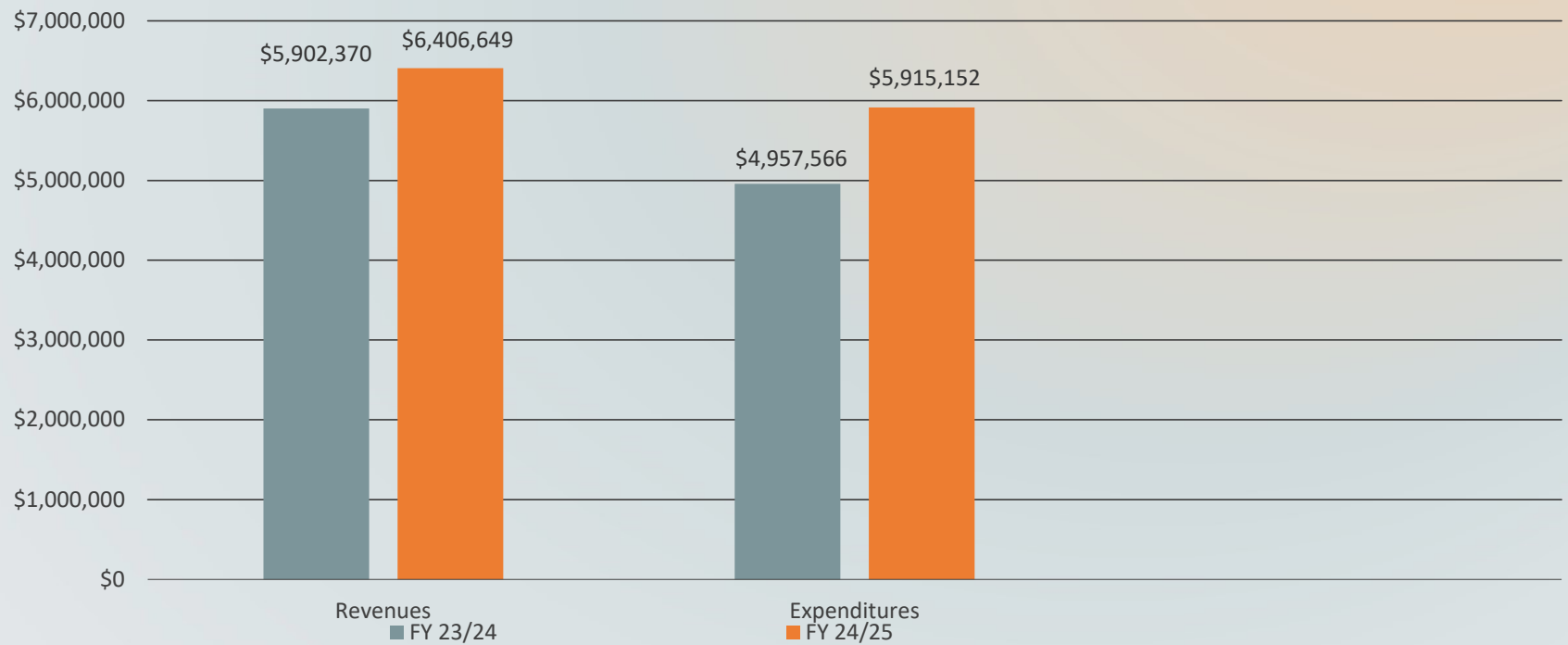
**ENCUMBRANCES INCLUDED**

**Total Excess of Revenues Over Expenditures \$280,269**

**TOWN OF SWANSBORO  
REVENUES/EXPENDITURES  
TWO YEAR COMPARISON  
(AS OF MAY 31, 2025)**

**(ACTUAL)**

**GENERAL FUND**



**(ENCUMBRANCES NOT INCLUDED)**

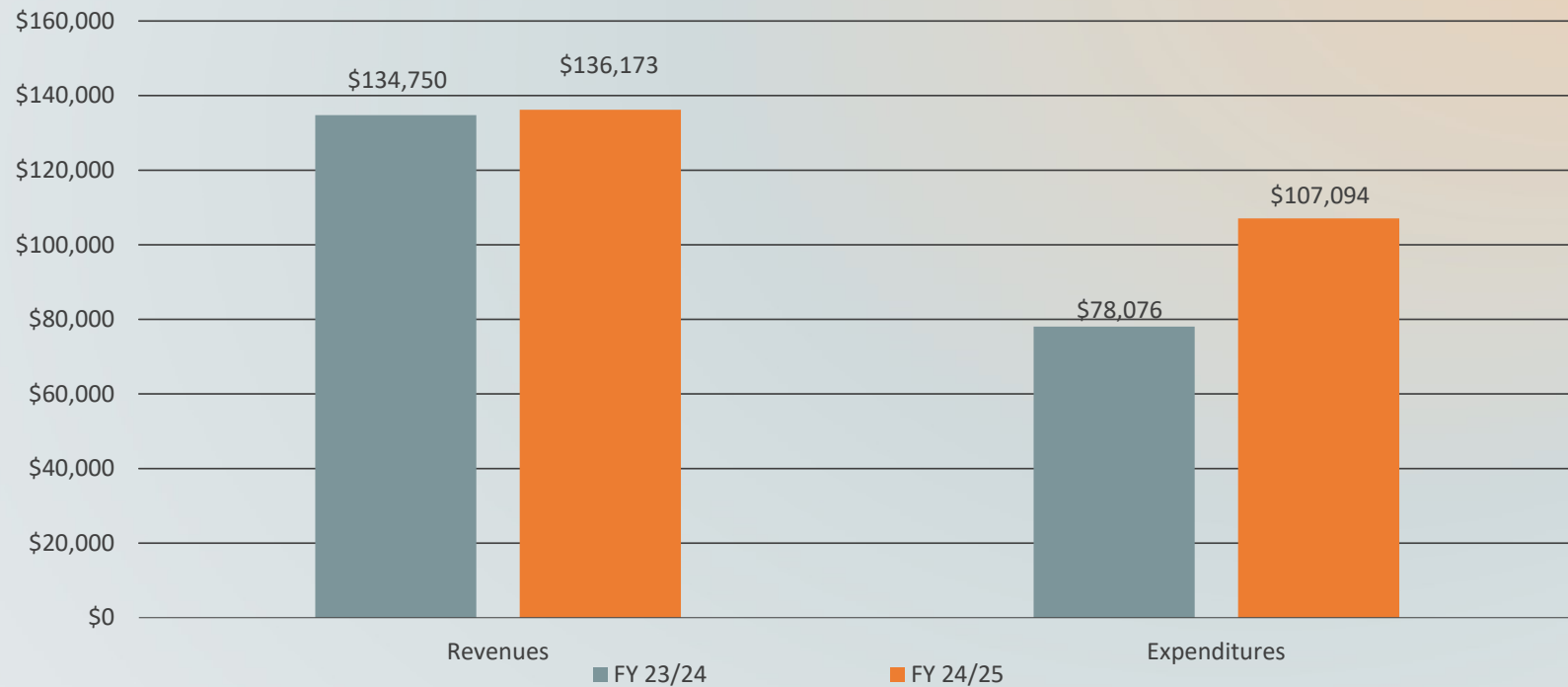
**Total Excess of Revenues Over Expenditures \$491,497**

DEPT.	BUDGET	YTD ACTUAL	(PURCHASE ORDERS) ENCUMBERED BALANCE	SPENT % May 31, 2025
GOVERNING BODY	48,595	30,440	2,170	67.1%
ADMIN SERVICES	432,052	383,249	1,277	89.0%
FINANCE	315,178	260,280	4,190	83.9%
LEGAL	59,300	47,713	-	80.5%
PUBLIC BUILDINGS	439,973	319,621	4,351	73.6%
FIRE	2,190,782	1,512,690	21,546	70.0%
PERMITTING	288,270	270,090	1,244	94.1%
PLANNING	86,293	76,586	-	88.8%
POLICE	1,442,156	1,007,693	69,389	74.7%
PUBLIC WORKS-STREETS	1,498,086	878,601	66,750	63.1%
POWELL BILL-STREETS	191,791	118,083	1,783	62.5%
PARKS & RECREATION	492,086	286,468	22,813	62.9%
DOWNTOWN FACILITIES	132,226	114,453	3,028	88.8%
EMERGENCY MANAGEMENT	15,708	13,238	1,734	95.3%
FESTIVALS & EVENTS	134,635	103,216	9,999	84.1%
NON DEPARTMENTAL	612,764	492,731	954	80.6%
TOTAL	8,379,894	5,915,152	211,228	73.11%

\*\*

**TOWN OF SWANSBORO  
REVENUES/EXPENDITURES  
TWO YEAR COMPARISON  
(AS OF MAY 31, 2025)**

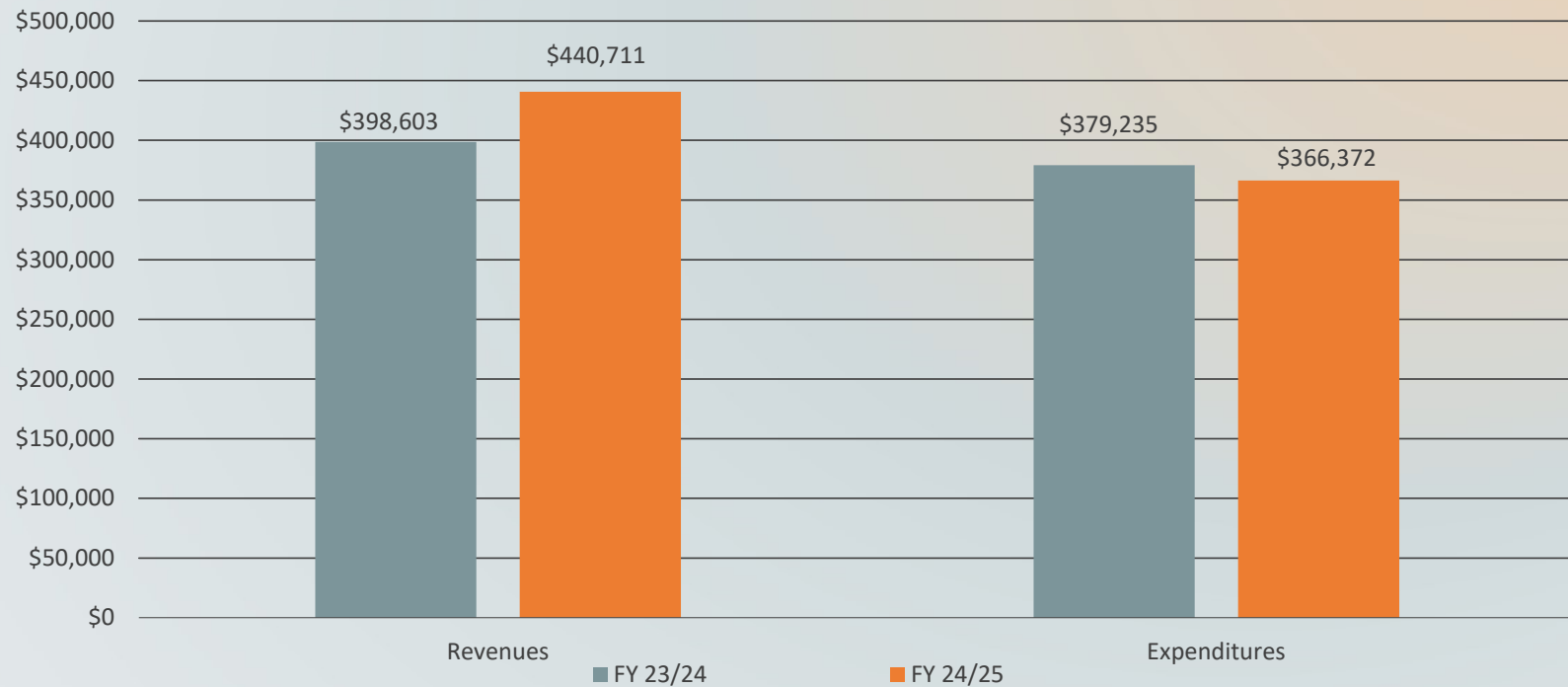
**STORMWATER ENTERPRISE FUND**



**ENCUMBRANCES INCLUDED**  
Total Excess of Revenues Over Expenditures **\$29,079**

**TOWN OF SWANSBORO  
REVENUES/EXPENDITURES  
TWO YEAR COMPARISON  
(AS OF MAY 31, 2025)**

**SOLID WASTE ENTERPRISE FUND**



**ENCUMBRANCES INCLUDED**  
**Total Excess of Revenues Over Expenditures \$74,339**

**TOWN OF SWANSBORO  
LOAN REPORT  
(AS OF MAY 31, 2025)**

Item	Principal Balance	Interest Rate	End Date	Annual Debt Service
Town Hall/Tanker	\$241,087	2.69	03/21/2028	\$84,724
Public Safety Facility	\$0.00 PAID IN FULL	2.58	12/22/2024	
Fire Truck	\$92,139	2.08	11/01/2026	\$47,512
Sleeping Quarters	\$50,000	2.43	12/14/2026	\$26,823
Grapple Truck/Town Hall Generator	\$47,106	1.72	6/25/2025	\$47,917
Vehicles(Police & Fire Department) & Software	\$45,894	1.84	7/15/2026	\$23,377
Cab Tractor/Dump Truck	\$208,276	4.82	4/3/2029	\$58,491
Jet Vac Truck, Police Vehicle, (2) Fire Chief Vehicles	\$570,000	4.40	12/31/2029	\$129,183
Total Debt	\$1,254,502			\$418,027

**TOWN OF SWANSBORO  
CASH & INVESTMENTS REPORT  
(AS OF MAY 31, 2025)**

**CASH & INVESTMENTS**

BANK	BALANCE	INTEREST RATE
First Citizens Bank	\$227,599	.05%
NC CMT-General	\$6,157,789	4.20%
TD Bank (SCIF Funds for EOC & Sidewalks)	\$9,611,902	4.18%



## GRANT UPDATE

	Budget	YTD Expenditures	Encumbrances	Unencumbered
American Rescue Plan Act Fund	\$1,102,599	\$1,064,939	\$37,660	\$0.00
Swansboro Bicentennial Park Boardwalk Extension	\$386,650	\$384,314	\$0	\$2,336
Emergency Operation Center	\$9,530,368	\$27,840	\$0	\$9,502,528
Emmerton School Repairs	\$499,000	\$213,367	\$0	\$285,633
Stormwater Master Plan	\$400,000	\$208,361	\$0	\$191,639
Total Outstanding Grants	\$11,918,617	\$1,898,821	\$37,660	\$9,982,136

*Any Questions*

?