

**TOWN OF SWANSBORO
FINANCIAL REPORT
(AS OF AUGUST 31, 2025)**

REVENUES

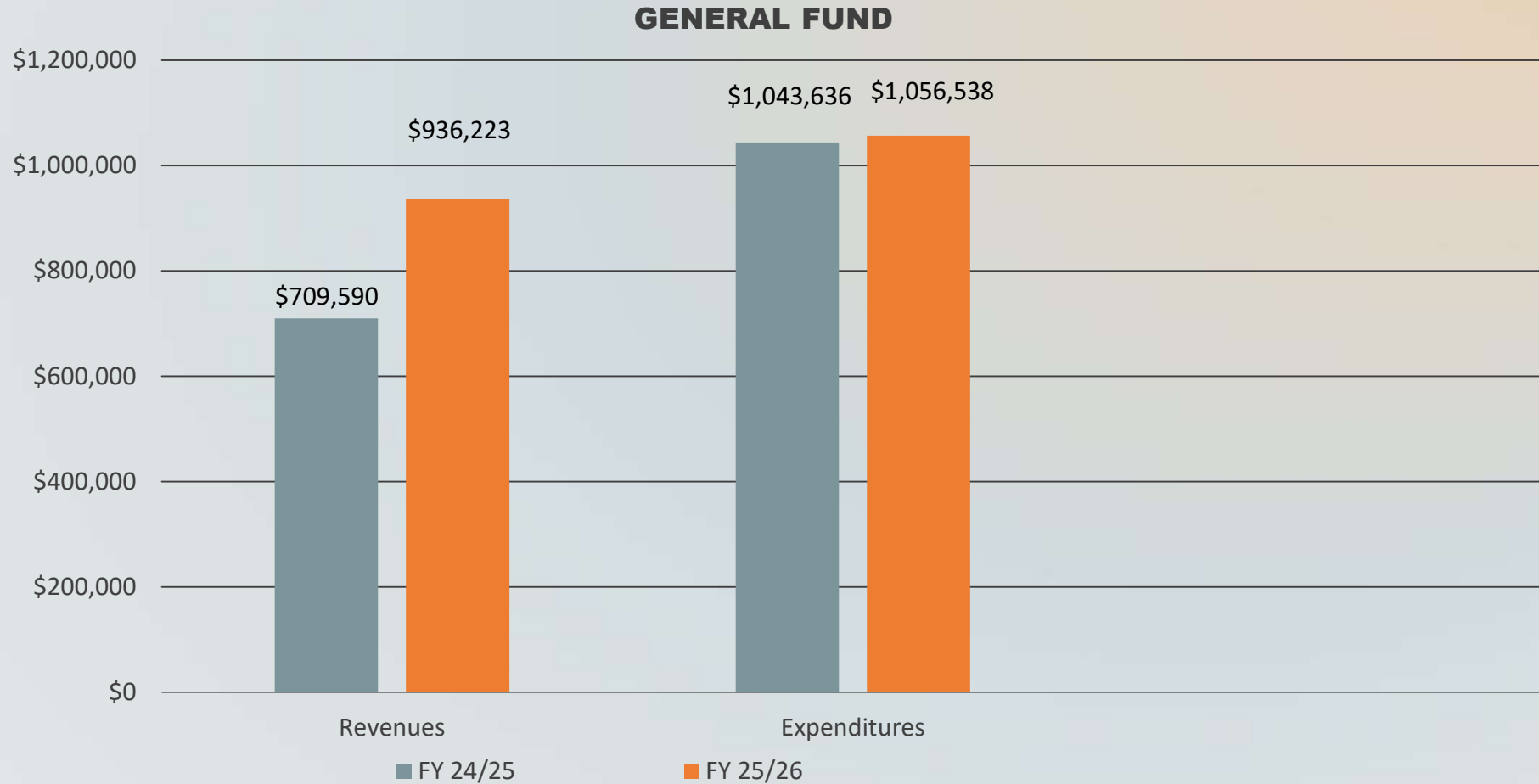
EXPENDITURES

LOAN PAYMENTS

INVESTMENTS

GRANTS

**TOWN OF SWANSBORO
REVENUES/EXPENDITURES
TWO YEAR COMPARISON
(AS OF AUGUST 31, 2025)**

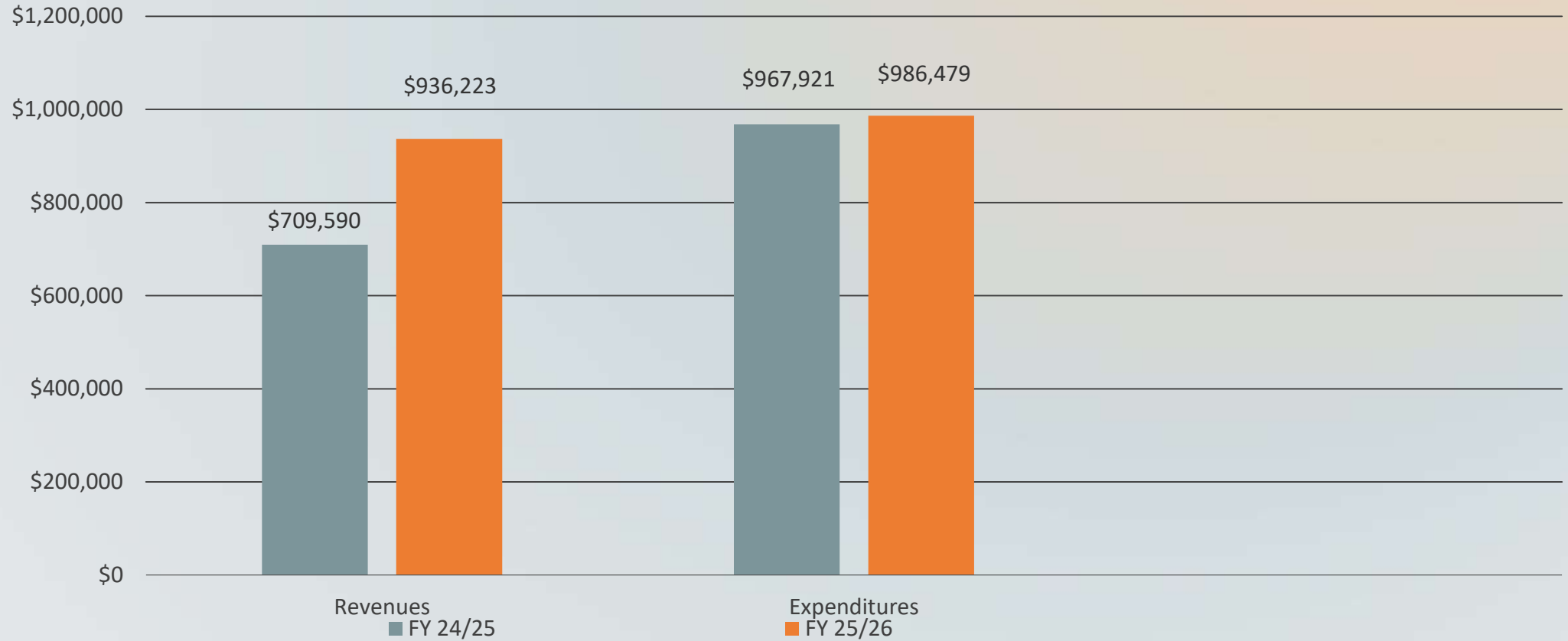


ENCUMBRANCES INCLUDED
Total Excess of Revenues Over Expenditures (\$120,315)

**TOWN OF SWANSBORO
REVENUES/EXPENDITURES
TWO YEAR COMPARISON
(AS OF AUGUST 31, 2025)**

(ACTUAL)

GENERAL FUND

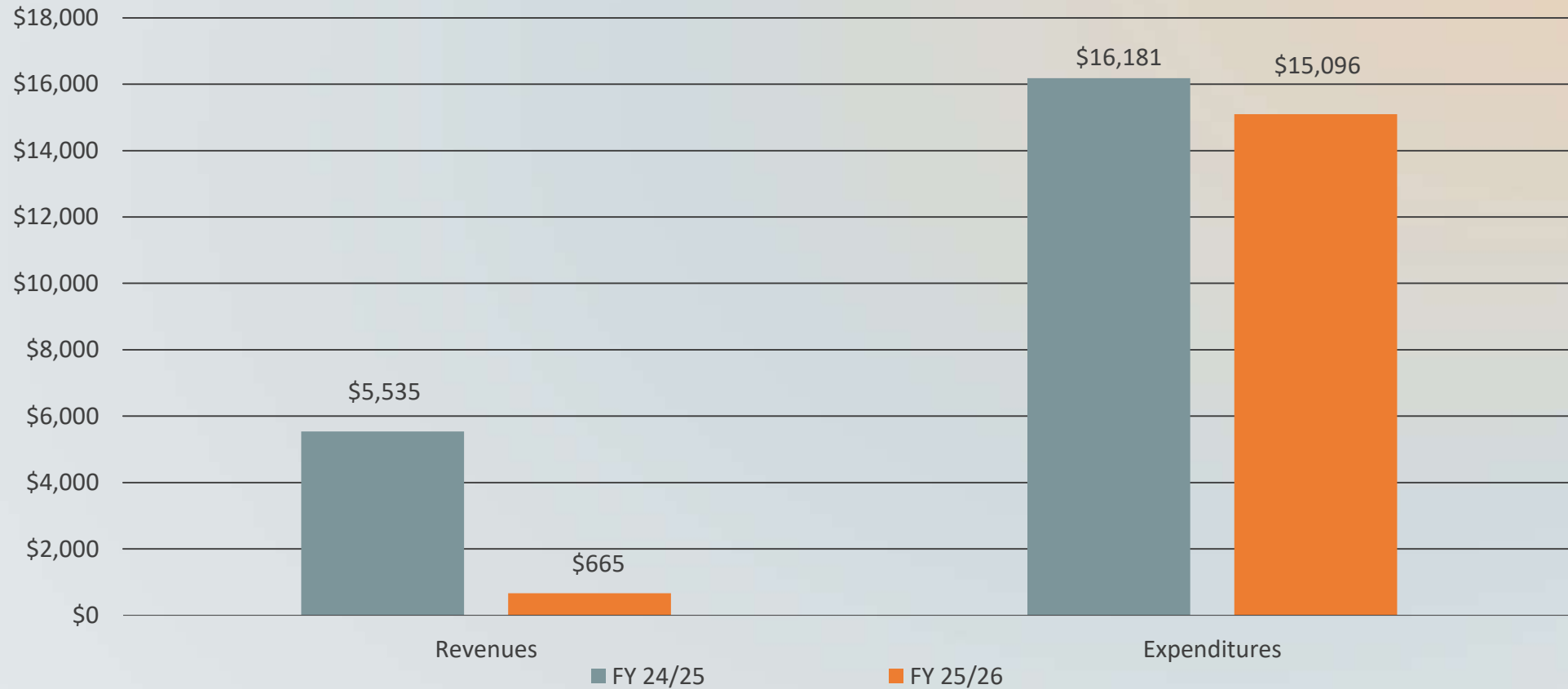


(ENCUMBRANCES NOT INCLUDED)
Total Excess of Revenues Over Expenditures (\$50,256)

DEPT.	BUDGET	YTD ACTUAL	(PURCHASE ORDERS) ENCUMBERED BALANCE	SPENT % August 31, 2025
NON DEPARTMENTAL	538,824	205,635	225	38.2%
GOVERNING BODY	297,004	8,590	1,100	3.3%
ADMIN SERVICES	445,135	64,780	3,940	15.4%
FINANCE	337,748	45,300	975	13.7%
LEGAL	59,300	-	-	0.0%
PUBLIC BUILDINGS	288,335	26,363	3,049	10.2%
FIRE	1,607,343	256,959	21,168	17.3%
PERMITTING	301,128	41,968	893	14.2%
PLANNING	92,066	13,866	-	15.1%
POLICE	1,429,971	161,813	15,763	12.4%
PUBLIC WORKS-STREETS	840,983	38,166	3,098	4.9%
POWELL BILL-STREETS	126,580	2,176	1,335	2.8%
PARKS & RECREATION	566,367	49,573	14,860	11.4%
DOWNTOWN FACILITIES	108,451	27,565	840	26.2%
FESTIVALS & EVENTS	154,689	39,464	2,114	26.9%
EMERGENCY MANAGEMENT	12,000	4,264	700	41.4%
TOTAL	7,205,924	986,479	70,059	14.66%

**TOWN OF SWANSBORO
REVENUES/EXPENDITURES
TWO YEAR COMPARISON
(AS OF AUGUST 31, 2025)**

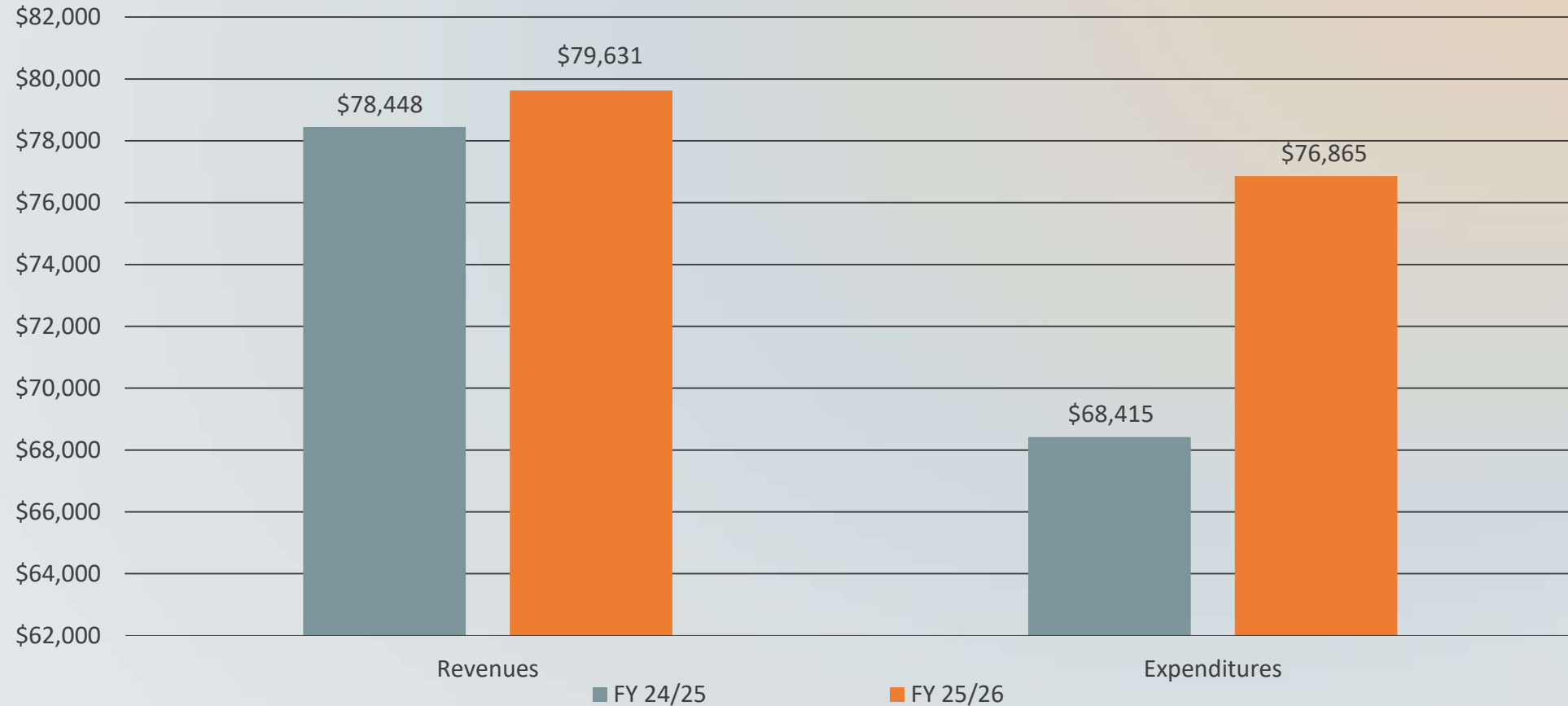
STORMWATER ENTERPRISE FUND



ENCUMBRANCES INCLUDED
Total Excess of Revenues Over Expenditures (\$14,431)

**TOWN OF SWANSBORO
REVENUES/EXPENDITURES
TWO YEAR COMPARISON
(AS OF AUGUST 31, 2025)**

SOLID WASTE ENTERPRISE FUND



ENCUMBRANCES INCLUDED
Total Excess of Revenues Over Expenditures- \$2,766

TOWN OF SWANSBORO
LOAN REPORT
(AS OF AUGUST 31, 2025)

Item	Principal Balance	Interest Rate	End Date	Annual Debt Service
Town Hall/Tanker	\$241,087	2.69	03/21/2028	\$84,724
Fire Truck	\$92,139	2.08	11/01/2026	\$47,512
Sleeping Quarters	\$50,000	2.43	12/14/2026	\$26,823
Vehicles(Police & Fire Department) & Software	\$22,955	1.84	7/15/2026	\$23,377
Cab Tractor/Dump Truck	\$208,276	4.82	4/3/2029	\$58,491
Jet Vac Truck, Police Vehicle, (2) Fire Chief Vehicles	\$570,000	4.40	12/31/2029	\$129,183
Total Debt	\$1,184.457			\$370,110

**TOWN OF SWANSBORO
CASH & INVESTMENTS REPORT
(AS OF AUGUST 31, 2025)**

CASH & INVESTMENTS

BANK	BALANCE	INTEREST RATE
First Citizens Bank	\$589,059	.10%
NC CMT-General	\$5,523,570	4.22%
TD Bank (SCIF Funds for EOC & Sidewalks)	\$9,711,577	4.18%

GRANT UPDATE

	Budget	YTD Expenditures	Encumbrances	Unencumbered
American Rescue Plan Act Fund	\$1,102,599	\$1,064,939	\$37,660	\$0.00
Swansboro Bicentennial Park Boardwalk Extension	\$386,650	\$384,314	\$0	\$2,336
Emergency Operation Center	\$9,629,045	\$65,478	\$0	\$9,563,567
Emmerton School Repairs	\$499,000	\$299,504	\$0	\$199,496
Stormwater Master Plan	\$400,000	\$256,343	\$0	\$143,657
Total Outstanding Grants	\$12,017,294	\$2,070,578	\$37,660	\$9,909,056

Any Questions

?