



FLEET MANAGEMENT

Fleet Synopsis

PREPARED FOR:



City of Stone Mountain, GA

[Lucas Slotsema](#)
FLEET CONSULTANT

404-579-3696
PHONE

Lucas.Slotsema@efleets.com
EMAIL



THE SITUATION

Current fleet age is negatively impacting the overall budget and fleet operations

- 14% of the current light and medium duty fleet is over 10 years old
- Resale of the aging fleet is significantly reduced
- Newer vehicles have a significantly lower maintenance expense
- Newer vehicles have increased fuel efficiency with new technology implementations
- Challenged by inconsistent yearly budgets

THE OBJECTIVES

Identify an effective vehicle life cycle that maximizes potential equity at time of resale creating a conservative savings of over \$492,688 in 10 years

- Shorten the current vehicle life cycle from 9.67 years to 5. years
- Provide a lower sustainable fleet cost that is predictable year over year □
- Free up more than \$31,688 in capital from the salvage of 7 vehicles in the first year
- Significantly reduce Maintenance to an average monthly cost of \$58.02 vs. current \$170.5
- Reduce the overall fuel spend through more fuel efficient vehicles
- Leverage an open-ended lease to maximize cash flow opportunities and recognize equity.

Increase employee safety with newer vehicles

Currently:

- 4 vehicles predate Anti-Lock Brake standardization (2007)
- 4 vehicles predate Electronic Stability Control standardization (2012)
- 11 vehicles predate standardization of back up camera (2018)
- ESC is the most significant safety invention since the seatbelt

Piggyback The Sourcewell awarded RFP #060618-EFM that addresses the following:

- Access to all fleet management services as applicable to the needs of the city
- Supports the city's need for fleet evaluation on a quarterly basis assessing costs and reviewing best practices

THE RESULTS

By partnering with Enterprise Fleet Management, City of Stone Mountain, GA will be better able to leverage its buying power, implement a tighter controlled resale program to lower total cost of ownership and in turn minimize operational spend. City of Stone Mountain, GA will reduce fuel costs by 44% and reduce maintenance costs from \$170.5 on average to \$58.02 per unit. Leveraging an open-end lease maximizes cash flow and recognizes equity from vehicles sold creating an internal replacement fund. Furthermore, City of Stone Mountain, GA will leverage Enterprise Fleet Management's ability to sell vehicles at an average of 109% above Black Book value. By shifting from reactively replacing inoperable vehicles to proactively planning vehicle purchases, City of Stone Mountain, GA will be able to replace all of its vehicles over the course of 5 years while creating an annual savings of \$23,940.00

FLEET STATISTICS

FLEET SIZE

29

AVG AGE

7.4

AVG ANNUAL MILEAGE

9,300

AVG ANNUAL ACQUISITIONS

3.0

AVG MODEL YEAR

2015

HOLDING PERIOD

9.67



0K – 20k



20K – 40k



40K – 60k



60K – 80k

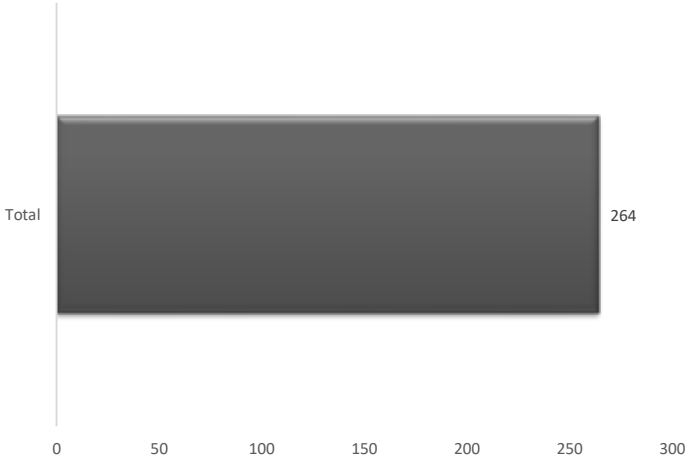


80K – 100k

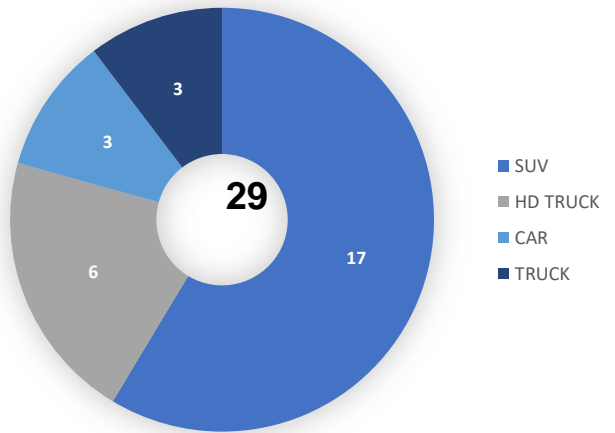


100k & >

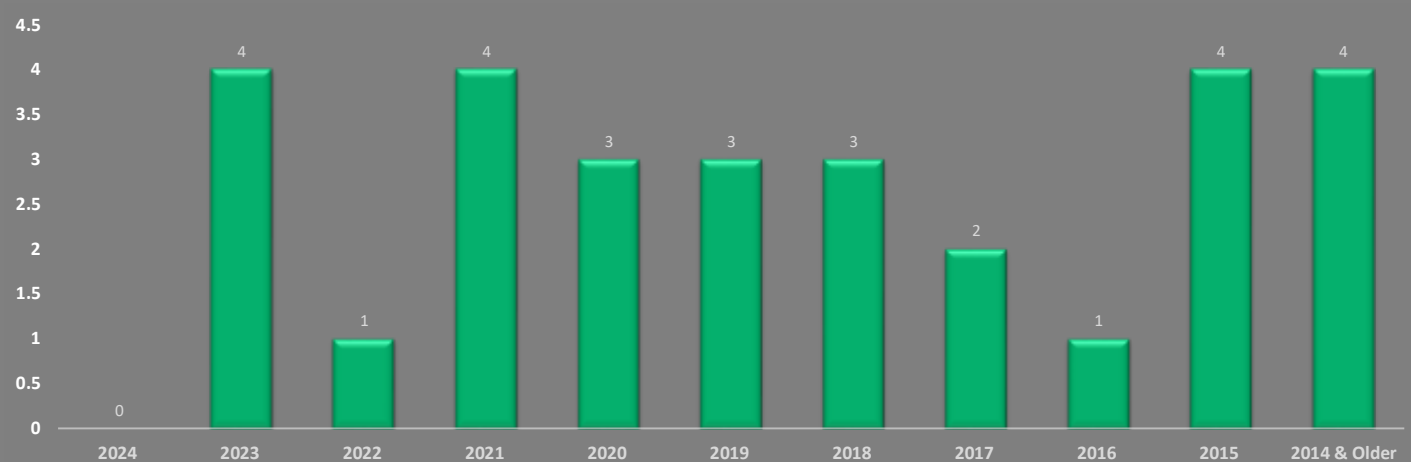
Manufacturers



Vehicle Class



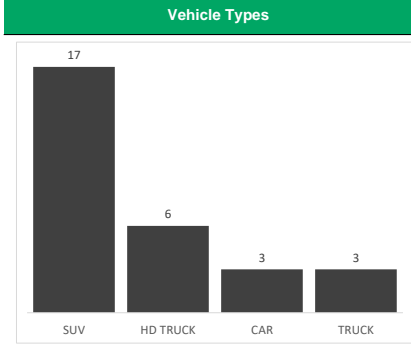
Model Year Analysis



Fleet Profile | Fleet Replacement Schedule | Replacement Criteria

Vehicle Type	# of Type	Average Age (years)	Average Annual Mileage	2024	2025	2026	2027	2028	Under-Utilized
Mid Size SUV 4x2	2	3.1	9,390	0	0	0	0	2	0
Full Size SUV 4x2	3	1.1	6,606	0	0	0	0	3	0
1/2 Ton Pickup Reg 4x2	2	9.3	7,054	0	2	0	0	0	0
3/4 Ton Pickup Ext 4x4	1	28.5	7,368	1	0	0	0	0	0
3/4 Ton Pickup Quad 4x2	2	7.2	7,278	0	1	0	1	0	0
1 Ton Cab Chassis	2	20.9	7,365	2	0	0	0	0	0
Med Duty Cab Chassis	1	20.3	7,377	1	0	0	0	0	0
Full-size Sedan-ERV	3	3.4	6,062	0	0	1	0	2	0
Mid Size SUV 4x4-ERV	11	5.9	12,079	3	1	3	3	1	0
Full Size SUV 4x2-ERV	1	5.2	16,263	0	1	0	0	0	0
1/2 Ton Pickup Quad 4x4-ERV	1	2.1	4,848	0	0	0	0	1	0
Totals/Averages	29	7.4	9,300	7	5	4	4	9	0

* Fiscal Year 2024=10 years old or older, or mileage over 100,000
 * Fiscal Year 2025=8 years old or older, or mileage over 80,000
 * Fiscal Year 2026=6 years old or older, or mileage over 60,000
 * Fiscal Year 2027=4 years old or older, or mileage over 40,000
 * Fiscal Year 2028=Remaining Vehicles
 * Underutilized = Annual Mileage less than 1,000



Fleet Analyzed	31	Fleet Growth	0.00%	Proposed Fleet	31
Current Cycle	9.67	Annual Miles	9,300	Proposed Cycle	5.00
Current Maint.	\$170.50	Current MPG	10	Proposed Maint.	\$58.39
Maint. Cents Per Mile	\$0.22	Leased MPG	18	Price/Gallon	\$3.25

Fleet Costs Analysis	
Fuel	30%
Maintenance	20%
Purchase	49%

Fiscal Year	Fleet Mix			Fleet Cost						Maintenance	Fuel	Fleet Budget	Net Cash
	Fleet Size	Annual Needs	Owned	Leased	Purchase	Lease*	Equity (Owned)	Equity (Leased)					
Average	31	3	31	0	144,000	0	0	0	62,061	63,057	269,118	0	
'24	31	9	22	9	0	76,287	-31,688	52,921	60,209	161,729	107,389		
'25	31	5	17	14	0	125,763	-52,158	46,392	58,175	174,124	94,994		
'26	31	5	13	18	0	176,131	-35,104	41,169	56,548	234,696	34,422		
'27	31	5	9	22	0	224,667	-44,232	35,946	54,920	263,206	5,912		
'28	31	11	0	31	0	312,268	-134,619	24,195	51,259	138,845	130,272		
'29	31	9	0	31	0	312,268	0	20,191	47,191	313,878	-44,761		
'30	31	6	0	31	0	312,268	0	20,191	47,191	312,755	-43,638		
'31	31	6	0	31	0	312,268	0	20,191	47,191	327,455	-58,338		
'32	31	5	0	31	0	312,268	0	20,191	47,191	253,394	15,723		
'33	31	11	0	31	0	312,268	0	20,191	47,191	265,392	3,725		

10 Year Savings*	\$492,688
Net Sustainable Impact*	\$23,940

* Lease Rates are conservative estimates
 **Estimated Current Fleet Equity is based on the current fleet "sight unseen" and can be adjusted after physical inspection
 Lease Maintenance costs are exclusive of tires unless noted on the lease rate quote.

CASE STUDY | CITY OF SAN MARCOS



The City of San Marcos Reduces Costs by 27% and Replaces Aging Vehicles.

BACKGROUND

Location: San Marcos, CA
Industry: Government
Total vehicles: 90 vehicles

THE CHALLENGE

Half of The City of San Marcos' vehicles were operating past their useful life. The City's fleet was deteriorating rapidly, and many of the vehicles needed to be replaced to mitigate escalating repair and maintenance costs.

THE SOLUTION

Enterprise Fleet Management evaluated the City's entire fleet to identify the most cost-effective way to replace its aging vehicles. Ten vehicles were identified as under-utilized and completely removed from service.

"The Enterprise Fleet Management lease program has not only alleviated some of the maintenance burden placed on our lean fleet maintenance staff and budget, it has also provided a level of flexibility that allows my team to promptly address the City's dynamic fleet needs without sacrificing service."

- Lisa Fowler, Public Works Manager- Administration & Fleet

The Full Maintenance Program provides a low fixed monthly cost, which is easily budgeted for every year. The program eliminates the need for City resources to work on the light-duty fleet, so the maintenance staff can solely focus on the heavy-duty equipment.

THE RESULTS

The partnership with Enterprise Fleet Management has significantly reduced the portions of the Public Works-Fleet Operations budget and the Vehicle Replacement fund that was affected by the declining condition of the light-duty fleet. The City realized a 27% decrease in the cost to purchase and maintain the light duty fleet.

To learn more, visit e fleets.com or call 877-23-FLEET.

Enterprise and the 'e' logo are registered trademarks of Enterprise Fleet Management, Inc. All other trademarks are the property of their respective owners. © 2018 Enterprise Fleet Management, Inc. 06124_0M



Key Results



SAFETY

- 14% of all vehicles are older than 10 years of age and do not contain the most up to date safety features, such as electronic stability control, airbag standardization and anti-lock brake control.

ACCOUNT MANAGEMENT

- City of Stone Mountain, GA will have a dedicated, local account team to proactively manage and develop your fleet while delivering the highest level of customer service to facilitate your day-to-day needs.
- Your dedicated Account Team meets with you 3-4 times a year for both financial and strategic planning.
- Account team will provide on-going analysis – this will include most cost-effective vehicle makes/models, cents per mile, total cost of ownership, and replacement analysis.

TECHNOLOGY

Enterprise Fleet Management's website provides vehicle tracking, reporting, and metrics. Our website can be customized to view a wide range of data so that you may have a comprehensive and detailed look at all aspects of your fleet and the services provided. Our Mobile App gives drivers all of the convenience and functionality they need.

- Consolidated Invoices - Includes lease, maintenance, and any additional ancillaries
- Maintenance Utilization - Review the life-to-date maintenance per vehicle
- Recall Information - See which units have open recalls
- License & Registration - See which plate renewals are being processed by Enterprise and view status
- Alerts - Set customizable alerts for oil changes, lease renewals, license renewals, and billing data
- Lifecycle Analysis - See data regarding all transactions for the lifecycle of the entire fleet, with drill-down capability to specific lease or transaction



CONJUNT PARTNERS

- Rockdale County
- City of Roswell
- Wilkinson County
- Jones County
- Baldwin County
- City of Dahlonega
- City of Canton
- City of Hartwell
- Franklin County
- City of Lyons
- City of Covington
- City of Lavonia
- City of Grantville
- City of Oakwood

REFERENCES

Below is a list of client references including company name, contact person, and telephone number.

Rockdale County

Business Phone #: (770) 278-7555
Contact Person: Ken Swift

Jones County

Business Phone #: (478) 456-7448
Contact Person: Dawn Hudson

Baldwin County

Business Phone #: (478) 453-4176
Contact Person: Audrey Gatliff

COOPERATIVE PARTNERS:

- TIPS/TAPS USA
- SOURCEWELL
- E&I