



City of Stone  
Mountain

powered by  ClearGov®  
([HTTPS://CLEARGOV.COM](https://cleargov.com))

# City of Stone Mountain FY 2024 Adopted Budget

Adopted Version - 12/21/2023

Last Updated 01/03/24

[Introduction](#)

[Budget Overview](#)

[Fund Summaries](#)

[Departments](#)

[Capital Improv](#)



## Downtown Development Authority

**Kayla Johnson**

Downtown Development Authority Director

## Expenditures Summary



**\$214,318** **\$62,088**  
(40.79% vs. prior year)



**City of Stone  
Mountain**

powered by  **ClearGov**  
([HTTPS://CLEARGOV.COM](https://cleargov.com))

200k

150k

100k

50k

0



FY2023




FY2024





**City of Stone  
Mountain**

powered by  **ClearGov**<sup>®</sup>  
([HTTPS://CLEARGOV.COM](https://cleargov.com))



**Downtown Dev. Authority (100%)**





# City of Stone Mountain

powered by  ClearGov<sup>®</sup>  
([HTTPS://CLEARGOV.COM](https://cleargov.com))



[Spreadsheet Breakdown](#) ▼

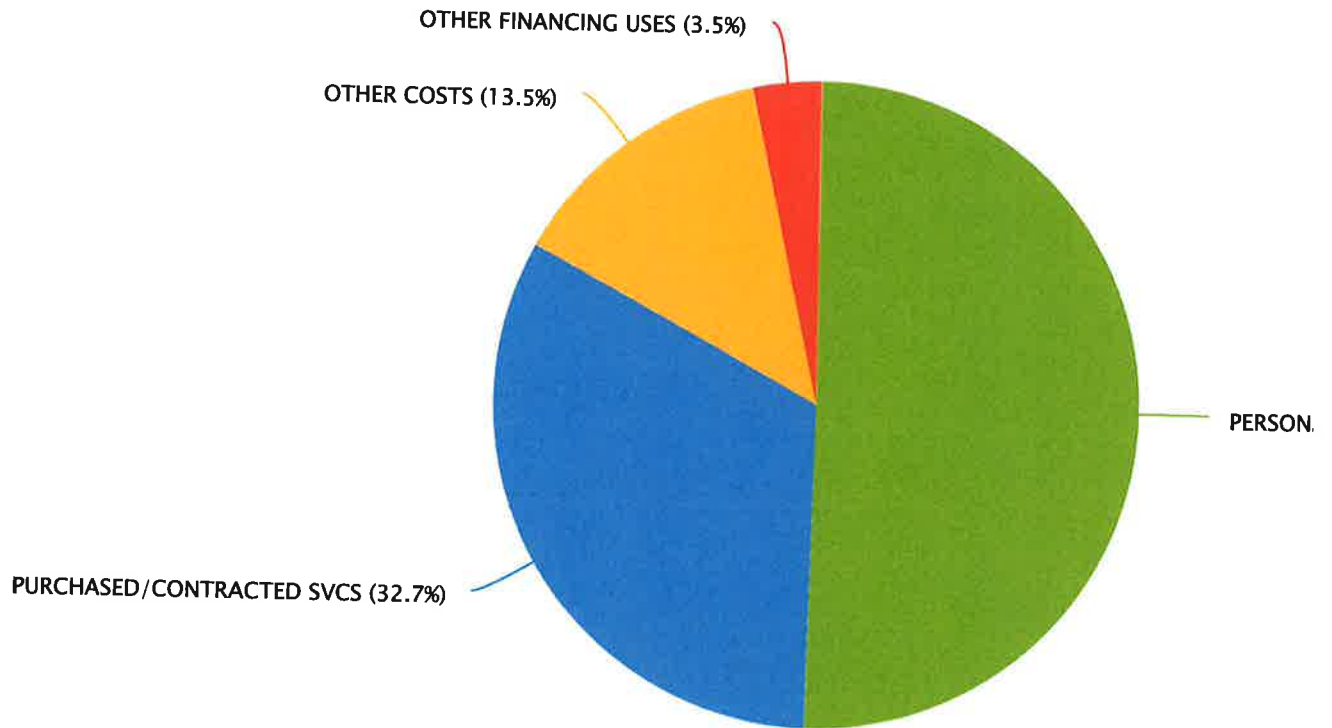
Name	Account ID	FY2023 Budgeted	FY2024 Budgeted	FY2023 Budgeted vs. FY2024 Budgeted (% Change)
Expenditures				
Downtown Dev. Authority				
Regular Employees	20-5130.51.1100	\$61,335.00	\$90,000.00	46.7%
Group Health Insurance	20-5130.51.2100	\$9,798.00	\$10,380.00	5.9%

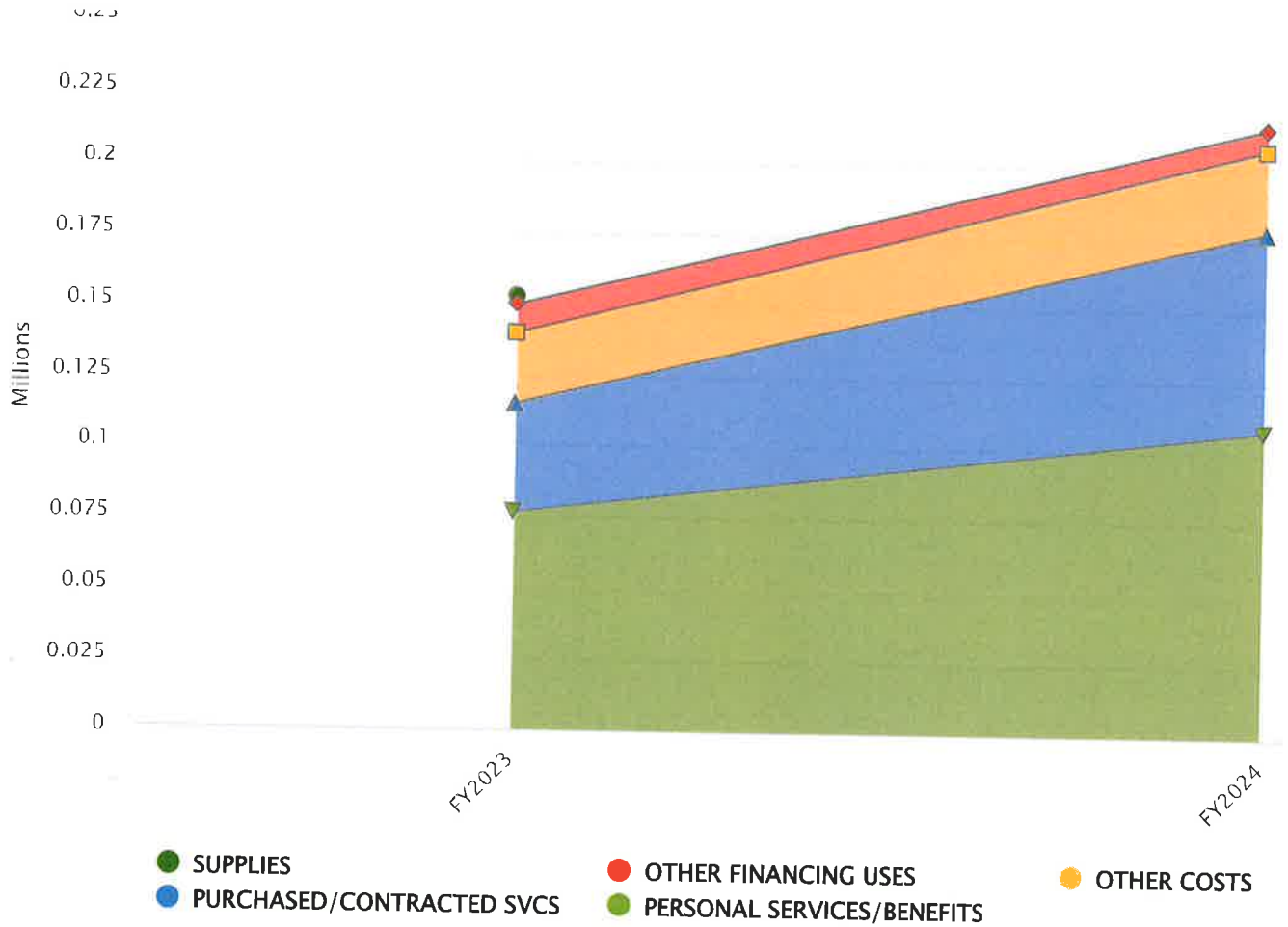


# City of Stone Mountain

powered by  ClearGov<sup>®</sup>  
([HTTPS://CLEARGOV.COM](https://cleargov.com))

Disability Insurance	20-5130.51.2120	\$96.00	\$96.00	0%
Dental Insurance	20-5130.51.2130	\$300.00	\$264.00	-12%
Life Insurance	20-5130.51.2140	\$120.00	\$112.80	-6%
ACCIDENTAL INS	20-5130.51.2150	\$54.00	\$80.00	48.1%
F.I.C.A.	20-5130.51.2200	\$3,880.00	\$5,580.00	43.8%
Medicare	20-5130.51.2300	\$908.00	\$1,305.00	43.7%
Professional Serv.	20-5130.52.1200	\$950.00	\$60,000.00	6,215.8%
Technical Services	20-5130.52.1300	\$1,637.00	\$0.00	-100%
Advertising	20-5130.52.3300	\$700.00	\$0.00	-100%
Printing & Binding	20-5130.52.3400	\$6,400.00	\$0.00	-100%
Travel	20-5130.52.3500	\$2,769.00	\$0.00	-100%
Dues & Fees	20-5130.52.3600	\$1,776.00	\$0.00	-100%
Education & Training	20-5130.52.3700	\$3,957.00	\$0.00	-100%
Contract Labor- DDA	20-5130.52.3850	\$20,000.00	\$10,000.00	-50%
Office Supplies	20-5130.53.1110	\$1,000.00	\$0.00	-100%
Postage	20-5130.53.1130	\$150.00	\$0.00	-100%
Food Catering	20-5130.53.1300	\$1,400.00	\$0.00	-100%
Facade Grants	20-5130.57.3300	\$25,000.00	\$25,000.00	0%
Mardi Gras	20-5130.61.9020		\$4,000.00	N/A
Tunes by the Tracks	20-5130.61.9008	\$7,500.00	\$7,500.00	0%
Mardi Gras Parade	20-5130.61.9020	\$2,500.00	\$0.00	-100%
<b>Total Downtown Dev. Authority:</b>		<b>\$152,230.00</b>	<b>\$214,317.80</b>	<b>40.8%</b>
<b>Total Expenditures:</b>		<b>\$152,230.00</b>	<b>\$214,317.80</b>	<b>40.8%</b>





[Spreadsheet Breakdown >](#)

## Organizational Chart



## Goal #1





**City of Stone  
Mountain**

powered by  **ClearGov®**  
**(HTTPS://CLEARGOV.COM)**

powered by



2024 ClearGov, Inc.

[info@cleargov.com](mailto:info@cleargov.com) (<mailto:info@cleargov.com>)

About (<https://cleargov.com/about>)

Terms & Privacy (<https://cleargov.com/terms-and-conditions>)

Select Language | ▼