



# UTILITIES RATES UPDATE

January 7, 2026




City Council Work Session



# Today's Agenda

- Recap of the December 11<sup>th</sup> utilities rates open house
- Restatement of the proposed rate increases scheduled for implementation on July 1, 2026
- Next steps

# Recap of the December 11<sup>th</sup> Open House



**22 ATTENDEES**



**1.5 HOURS OF  
CONVERSATION &  
INTERACTION**



**GENERAL APPREHENSION  
AT THE BEGINNING**

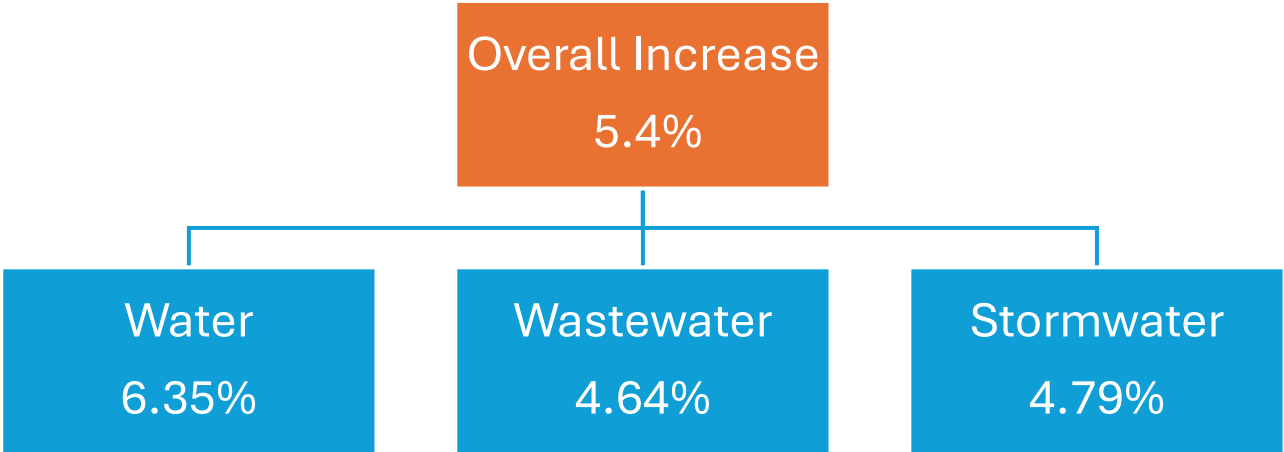


**ENGAGED CONVERSATION  
BETWEEN STAFF AND  
ATTENDEES**



**APPRECIATION FOR THE  
PRESENTATION AT THE END**

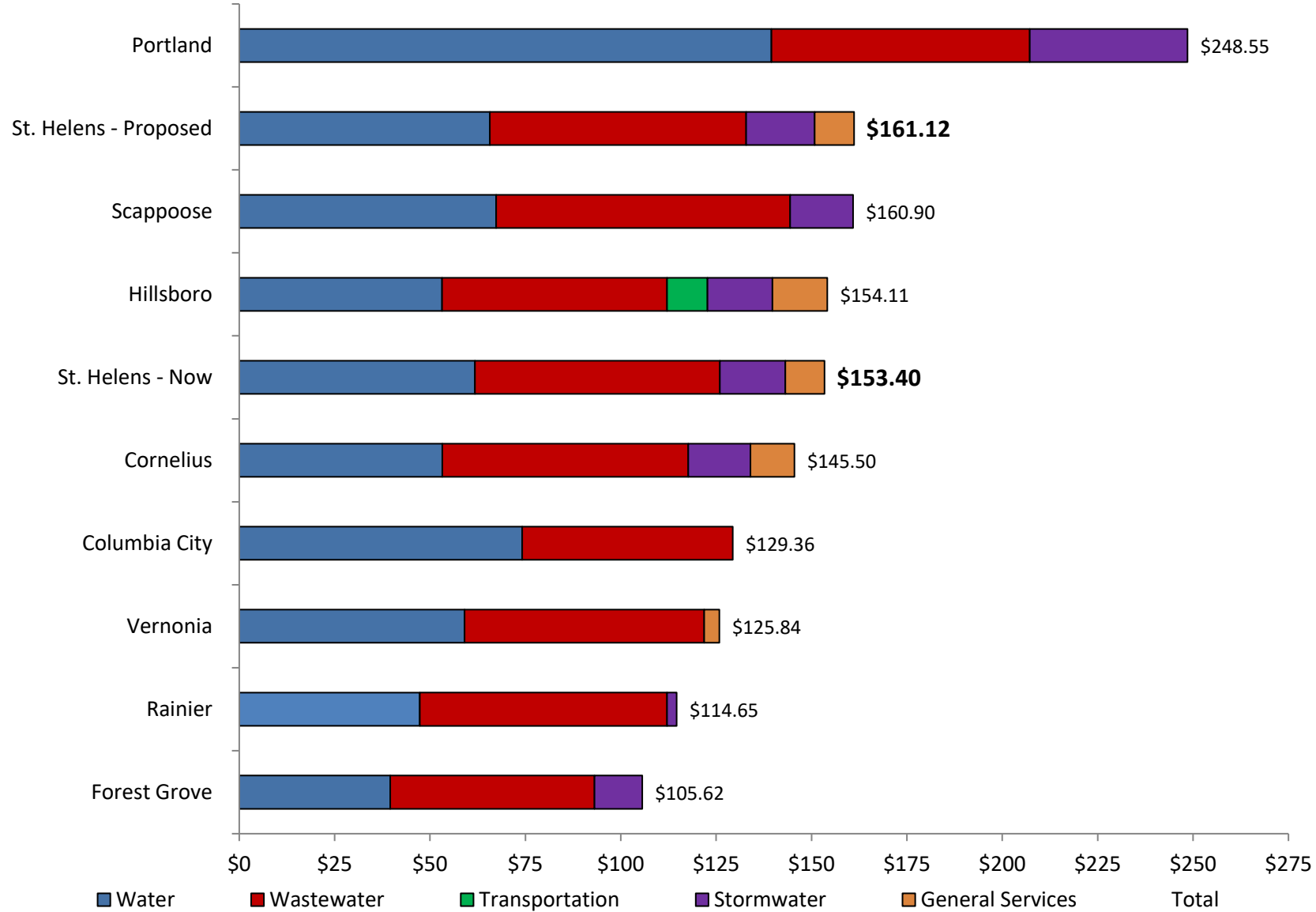
# Restatement of Proposed Rate Increases on July 1<sup>st</sup>



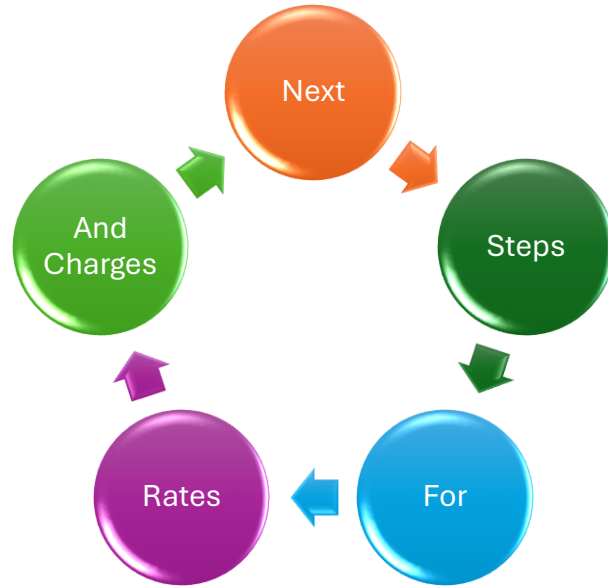
Utility Service	Current		Forecast					
	2026		2027	2028	2029	2030	2031	
Water - 6.35%	\$	61.76	\$ 65.68	\$ 69.85	\$ 74.29	\$ 79.01	\$ 84.02	
Wastewater - 4.64%		64.18	67.16	70.27	73.53	76.95	80.52	
Stormwater - 4.79%		17.16	17.98	18.84	19.75	20.69	21.68	
Total	\$	143.10	\$ 150.82	\$ 158.97	\$ 167.57	\$ 176.64	\$ 186.22	
Annual change - \$			\$ 7.72	\$ 8.15	\$ 8.60	\$ 9.08	\$ 9.58	
Annual change - %			5.40%	5.40%	5.41%	5.42%	5.42%	



# Neighboring Communities' Total Monthly Utility Bills



# Next Steps



- Incorporate public input and Council direction into the utilities rate forecasts
- Lock down rates and use them for fiscal 2026-2027 budget preparation
- Report back to the Council prior to the start of the FY26-27 budget cycle
- Implementation on July 1, 2026