



PCO #003

Stahl Construction Company
 861 E. Hennepin Avenue, Suite 200
 Minneapolis, Minnesota 55414
 Phone: (952) 931-9300

Project: 4020 - St. Francis City Hall & Fire Station
 3740 Bridge St NW
 St. Francis, Minnesota 55070

Prime Contract Potential Change Order #003: PR 03 Precast and Roof Drain Updates (Labor)

TO:	St. Francis, MN (City of) 23340 Cree Street NW St. Francis, Minnesota 55070	FROM:	Stahl Construction Company 861 E. Hennepin Avenue, Suite 200 Minneapolis, Minnesota 55414
PCO NUMBER/REVISION:	003 / 0	CONTRACT:	4020- - St. Francis City Hall & Fire Station
REQUEST RECEIVED FROM:		CREATED BY:	Ryan Byrne (Stahl Construction Company)
STATUS:	Pending - In Review	CREATED DATE:	10/31/2023
REFERENCE:		PRIME CONTRACT CHANGE ORDER:	None
FIELD CHANGE:	No		
LOCATION:		ACCOUNTING METHOD:	Amount Based
SCHEDULE IMPACT:		PAID IN FULL:	No
EXECUTED:	No	SIGNED CHANGE ORDER RECEIVED DATE:	
		TOTAL AMOUNT:	\$3,234.00

POTENTIAL CHANGE ORDER TITLE: PR 03 Precast and Roof Drain Updates (Labor)

CHANGE REASON: Allowance

POTENTIAL CHANGE ORDER DESCRIPTION: *(The Contract Is Changed As Follows)*

CE #007 - PR 03 Precast and Roof drain updates

ATTN Project Managers:

- Please review the attached PR and associated changes.
- Stahl will issue formal RFQ's (Request for Quotes) to all contractors who we believe will be affected by these changes.
- Please reach out if you do not receive an RFQ but the changes associated with this PR will have cost or schedule impacts to your scope of work. Stahl will ensure an RFQ is sent to you as well.

Thank you.

ATTACHMENTS:

[20231031115252180.pdf](#) , [_St Francis Fire Department & City Hall Alternate Price.pdf](#) , [_PR03.pdf](#) , [_PR-03 St. Francis Cover.pdf](#)

#	Budget Code	Description	Amount
1	03-4100-__-.S Precast Concrete.SUBCONTRACT	PR03 Updates	\$0.00
2	32-1600-__-.S Site Concrete.SUBCONTRACT	PR03 Updates	\$(124.00)
3	07-5000-__-.S Roofing.SUBCONTRACT	PR03 Updates	\$1,559.00
4	06-1000-__-.S Rough Carpentry.SUBCONTRACT	PR03 Updates	\$0.00
5	22-0000-__-.S Plumbing.SUBCONTRACT	PR03 Updates	\$1,645.00
6	23-0000-__-.S DEMO.HVAC.SUBCONTRACT	PR03 Updates	\$0.00
Subtotal:			\$3,080.00
GC Fee 5% (5.00% Applies to all line item types.):			\$154.00
Grand Total:			\$3,234.00

Ginnie Schneider (Brunton Architects & Engineers, Inc.)

St. Francis, MN (City of)

Stahl Construction Company

23340 Cree Street NW
St. Francis, Minnesota 55070

861 E. Hennepin Avenue, Suite 200
Minneapolis, Minnesota 55414

SIGNATURE

DATE

SIGNATURE

DATE

SIGNATURE

DATE



MANKATO
225 BELGRADE AVE
NORTH MANKATO, MN 56003

MINNEAPOLIS
1040 SIXTH ST SOUTH
HOPKINS, MN 55343

PROPOSAL REQUEST 03 (PR-03)

ISSUE DATE: 10-16-2023

PROJECT NAME: St. Francis Fire & City Hall

PROJECT NUMBER: 22455-1

ARCHITECT: Brunton Architects & Engineers
225 Belgrade Avenue
North Mankato, MN 56003

**CONSTRUCTION
MANAGER:** Stahl Construction
861 Hennepin Avenue
Suite 200
Minneapolis, MN 55414

OWNER: City of St. Francis
23340 Cree St. NW
St. Francis, MN 55070

DESCRIPTION

The Owner requests an itemized proposal for changes to the Contract Sum and Contract Time for proposed modifications to the Contract Documents described herein. The Contractor shall submit this proposal within fourteen (14) calendar days or notify the Owner and Architect in writing of the anticipated date of submission.

1. REFERENCE DOCUMENT

- A. Stormwater Pollution Prevention Plan
 - 1. Add document by Hakanson Anderson to Project Specifications

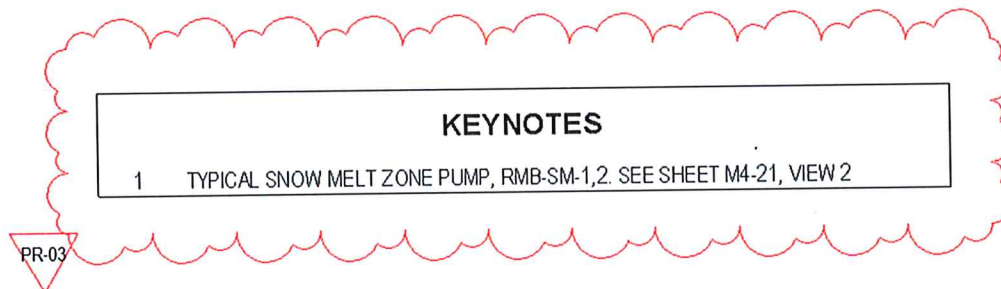
2. CHANGES TO ARCHITECTURAL DRAWINGS

- A. Sheet A0-21 – Precast Elevations
 - 1. Revise scupper opening locations.
- B. Sheet A1-21 – First Floor Plan
 - 1. Remove (10) bollards.

2. Add pedestrian-rated trench drains and curb openings.
 3. Add keynote 27.
- C. Sheet A1-60 – Roof Plan
1. Revise detail 3/A1-61.
 2. Revise scupper/downspout locations.
 3. Revise keynote 7.
 4. Change keynote of scupper above apparatus bay.
 5. Add keynote 10.
 6. Change keynote of scuppers above bay doors 148D and 148G.
- D. Sheet A2-11 – Exterior Elevations
1. Revise overflow scupper placement.
 2. Add conductor heads and downspouts to scuppers.

3. CHANGES TO MECHANICAL DRAWINGS

- A. Sheet M2-21
1. Added separate tag for RMB-SM-1 and 2.
 2. Added keyed note for RMB-SM-1 and 2.

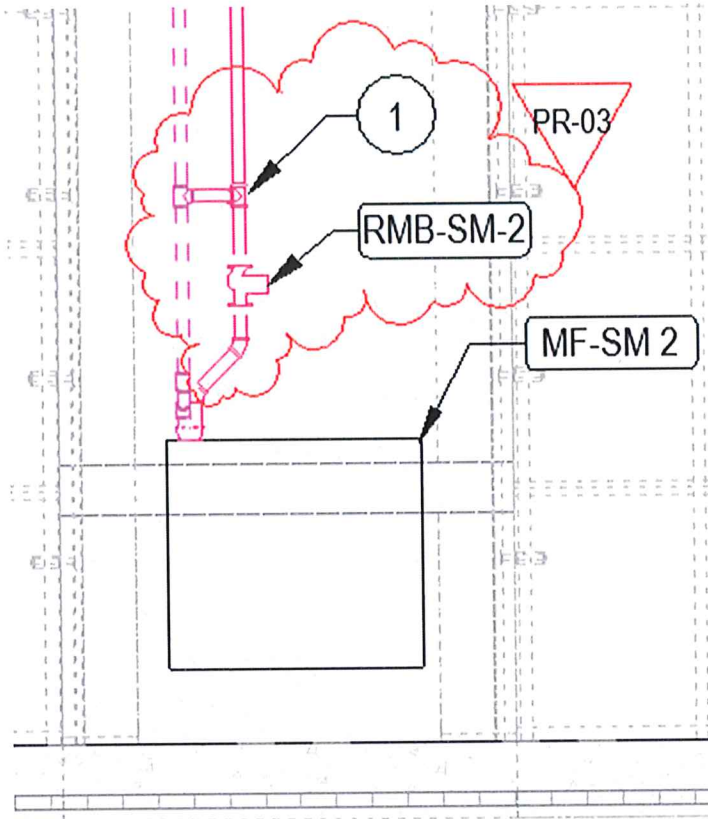


PH: 507.386.7996 FAX: 507.386.7992

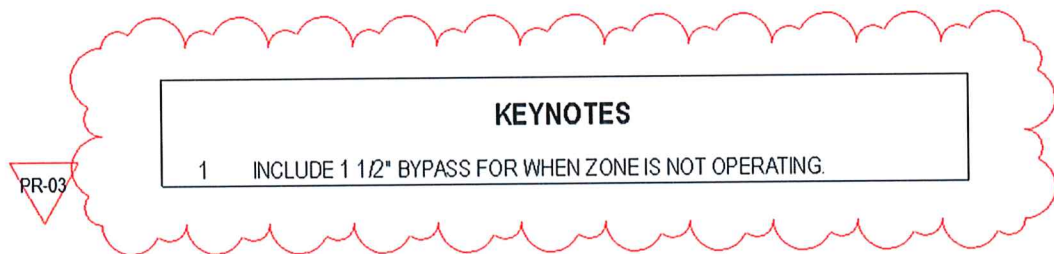
bruntonarchitects.com

B. Sheet M4-21

1. Added pump RMB-SM-1 and bypass piping. Both are typical for both RMB-SM-1 and for RMB-SM-2 (both snow melt zones).



2. Added keyed note for bypass piping.



PH: 507.386.7996 FAX: 507.386.7992

bruntonarchitects.com

C. Sheet M6-11

1. Changed schedule information for Circulating Pump RMB-SM1.
2. Changed schedule information for Circulating Pump RMB-SM2.

PR-03	RMB-SM-1	APPARATUS BAY	-	SNOW MELT
	RMB-SM-2	APPARATUS BAY	-	SNOW MELT

XYLEM B&G	PL-55	INLINE PUMP	VERTICAL
XYLEM B&G	PL-55	INLINE PUMP	VERTICAL

INLINE	26.0 GPM	30.0 FT	0.40 hp	No	20 lb	4.7 A
INLINE	26.0 GPM	30.0 FT	0.40 hp	No	20 lb	4.7 A

15.0 A	115 V	1	LOCATE PUMP ABOVE ZONE CABINET WITH UNIONS AND SHUT OFF VALVES FOR ISOLATION.
15.0 A	115 V	1	LOCATE PUMP ABOVE ZONE CABINET WITH UNIONS AND SHUT OFF VALVES FOR ISOLATION.



PH: 507.386.7996 FAX: 507.386.7992

bruntonarchitects.com

D. Sheet P6-11

1. Changed schedule information for Sump Pump SP-1

SUMP PUMPS

MODEL NO.	TYPE	PUMP	
		FLOW	HEAD
940-0013	ELEVATOR SUMP	50.0 GPM	15.0 FT

PR-03

PR-03

CM	BASIN DIMENSIONS		
	DEPTH	DIAMETER	VOLT
No	3' - 0"	2' - 0"	120 V

PR-03

PH	REMARKS
1	ALARM PANEL, OIL GUARD PUMP SWITCH AND PANEL SYSTEM. OIL RESISTANT CORD AND PLUG. FLUSH COVER FOR BASE OF ELEVATOR APPLICATION.

PR-03



PH: 507.386.7996 FAX: 507.386.7992

bruntonarchitects.com

4. CHANGES TO STRUCTURAL DRAWINGS

A. Sheet S1.03 – Roof Framing Plan

1. Revise precast elevations as indicated for clearer alignment with architectural drawings.

END OF PROPOSAL REQUEST 03 (PR-03)



PH: 507.386.7996 FAX: 507.386.7992

bruntonarchitects.com



PCO #005

Stahl Construction Company
861 E. Hennepin Avenue, Suite 200
Minneapolis, Minnesota 55414
Phone: (952) 931-9300

Project: 4020 - St. Francis City Hall & Fire Station
3740 Bridge St NW
St. Francis, Minnesota 55070

Prime Contract Potential Change Order #005: PR 04 Mechanical| Plumbing | Electrical Updates Labor

TO:	St. Francis, MN (City of) 23340 Cree Street NW St. Francis, Minnesota 55070	FROM:	Stahl Construction Company 861 E. Hennepin Avenue, Suite 200 Minneapolis, Minnesota 55414
PCO NUMBER/REVISION:	005 / 0	CONTRACT:	4020- - St. Francis City Hall & Fire Station
REQUEST RECEIVED FROM:		CREATED BY:	Ryan Byrne (Stahl Construction Company)
STATUS:	Pending - In Review	CREATED DATE:	11/14/2023
REFERENCE:		PRIME CONTRACT CHANGE ORDER:	None
FIELD CHANGE:	No		
LOCATION:		ACCOUNTING METHOD:	Amount Based
SCHEDULE IMPACT:		PAID IN FULL:	No
EXECUTED:	No	SIGNED CHANGE ORDER RECEIVED DATE:	
		TOTAL AMOUNT:	\$6,165.06

POTENTIAL CHANGE ORDER TITLE: PR 04 Mechanical| Plumbing | Electrical Updates Labor

CHANGE REASON: Design Development

POTENTIAL CHANGE ORDER DESCRIPTION: (The Contract Is Changed As Follows)
CE #009 - PR 04 Mechanical | Plumbing | Electrical Updates

ATTN Project Managers:

- Please review the attached PR and associated changes.
- Stahl will issue formal RFQ's (Request for Quotes) to all contractors who we believe will be affected by these changes.
- Please reach out if you do not receive an RFQ but the changes associated with this PR will have cost or schedule impacts to your scope of work. Stahl will ensure an RFQ is sent to you as well.

Thank you.

Ryan Byrne

Project Manager

Direct: (952) 767-2116 | Cell: (612) 499-3528

HQ: 861 E. Hennepin Avenue, Ste 200 | Mpls. | MN | 55414
IA: 3175 99th Street | Urbandale | IA | 50322
MN #IR657032 | IA #C104461

CONFIDENTIALITY NOTICE: The information contained in this email is confidential, may be legally protected property, and is intended only for the use of the named recipient. If the reader of this email is not the intended recipient, you are advised that any dissemination, distribution, or copying of the contents (including attachments to this email) is strictly prohibited. If you have received this email in error, please immediately notify us by telephone at 952-931-9300 and destroy this email.

Sent From Procure.

ATTACHMENTS:

[St Francis PR-4.pdf](#) , [_CO-Form-CO#2-PR#4-CE#-Electrical-updates-Labor.doc](#) , [_CO#2-Proposal-PR#4-CE#-Electrical-updates-Labor.xlsx](#) , [_PR-04 St. Francis Cover.pdf](#)

#	Budget Code	Description	Amount
1	22-0000-__-.S Plumbing.SUBCONTRACT	PR04 Updates	\$0.00
2	26-0000-__-.S DEMO.Electrical/Low Voltage.SUBCONTRACT	PR04 Updates	\$8,284.49
3	23-0000-__-.S DEMO.HVAC.SUBCONTRACT	PR 04 Updates	\$(2,413.00)
Subtotal:			\$5,871.49
GC Fee 5% (5.00% Applies to all line item types.):			\$293.57
Grand Total:			\$6,165.06

Ginnie Schneider (Brunton Architects & Engineers, Inc.)

St. Francis, MN (City of)
 23340 Cree Street NW
 St. Francis, Minnesota 55070

Stahl Construction Company
 861 E. Hennepin Avenue, Suite 200
 Minneapolis, Minnesota 55414

 SIGNATURE

 DATE

 SIGNATURE

 DATE

 SIGNATURE

 DATE



MANKATO
225 BELGRADE AVE
NORTH MANKATO, MN 56003

MINNEAPOLIS
1040 SIXTH ST SOUTH
HOPKINS, MN 55343

PROPOSAL REQUEST 04 (PR-04)

ISSUE DATE: 10-16-2023

PROJECT NAME: St. Francis Fire & City Hall

PROJECT NUMBER: 22455-1

ARCHITECT: Brunton Architects & Engineers
225 Belgrade Avenue
North Mankato, MN 56003

**CONSTRUCTION
MANAGER:** Stahl Construction
861 Hennepin Avenue
Suite 200
Minneapolis, MN 55414

OWNER: City of St. Francis
23340 Cree St. NW
St. Francis, MN 55070

DESCRIPTION

The Owner requests an itemized proposal for changes to the Contract Sum and Contract Time for proposed modifications to the Contract Documents described herein. The Contractor shall submit this proposal within fourteen (14) calendar days or notify the Owner and Architect in writing of the anticipated date of submission.

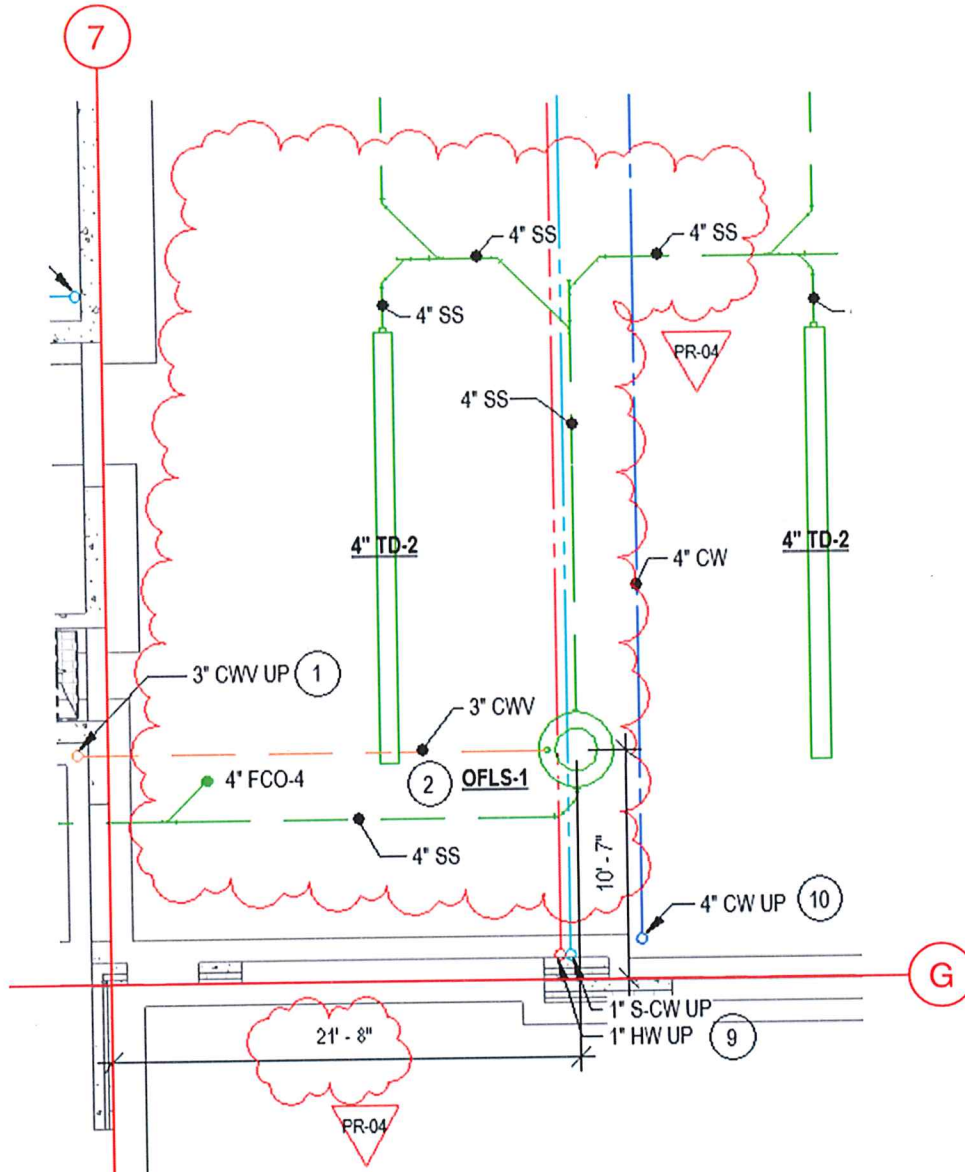
1. CHANGES TO MECHANICAL DRAWINGS

A. Sheet M2-12

1. Provide credit for the omission all fire dampers (16 total) at wall penetrations into the following rooms: BUNK 217, BUNK 218, BUNK 219, BUNK 220, BUNK 221, BUNK 222

B. Sheet P2-10

1. Moved flammable waste trap OFLS-1 plan east to clear structural footing. Piping into and out of OFLS-1 changed accordingly. Place OFLS-1 at:
10'-7" west of column line G and 21'-8" north of column line 7.

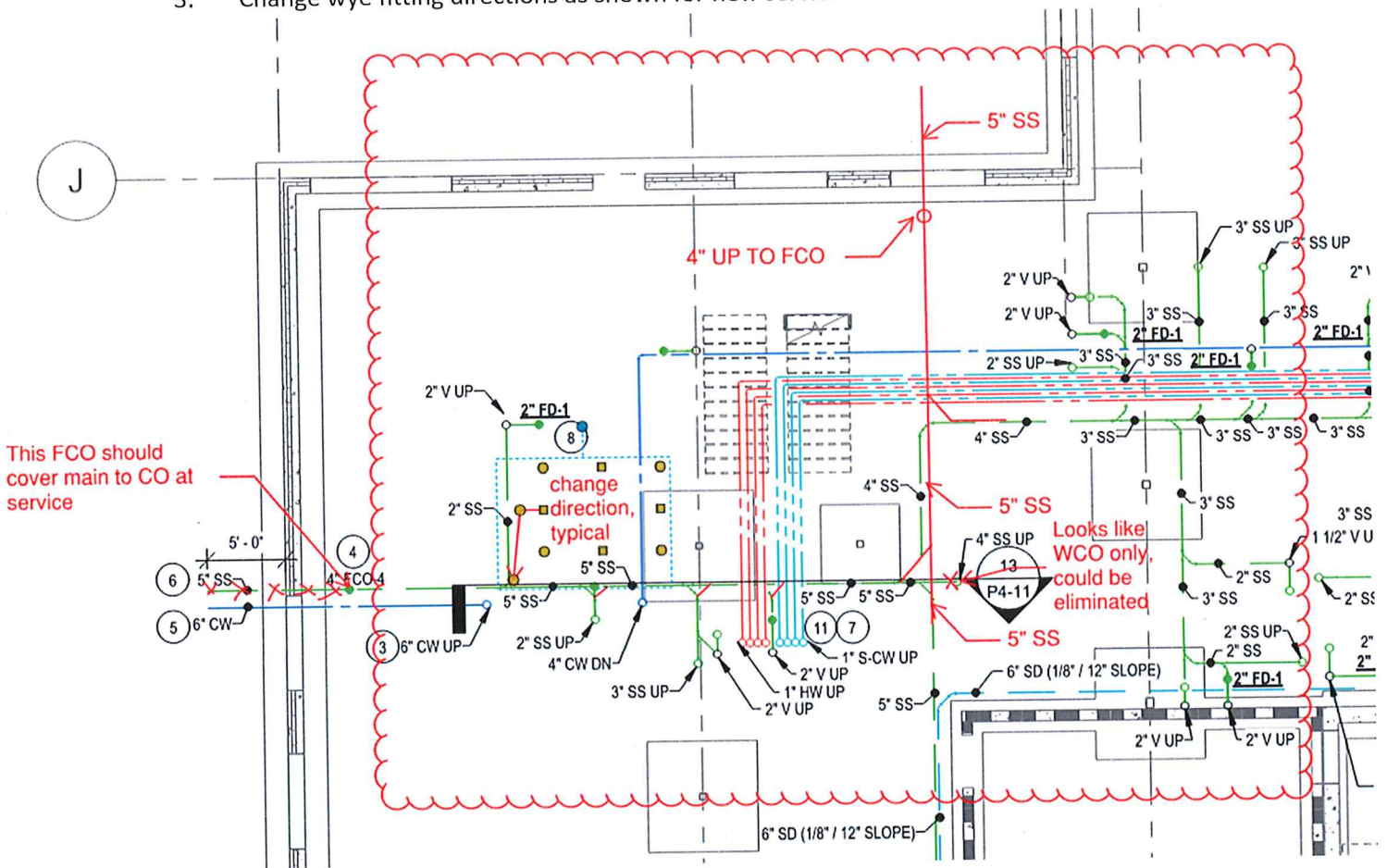


PH: 507.386.7996 FAX: 507.386.7992

bruntonarchitects.com

C. Sheet P2-10

- Sanitary sewer service shall leave the building to the East below VEST 152 instead of originally shown under GENERATOR 155. Add 5" Sanitary Sewer main piping East as shown. Add 4" SS piping up to FCO-4 before exiting the building foundation. Revise section of 4" SS piping running East-West under CORRIDOR 126 to be 5".
- Omit 4" SS piping up to WCO in CORRIDOR 126. Omit all sanitary piping South of 4" FCO-4 in CITY ADMIN 123.
- Change wye fitting directions as shown for new service location.



PH: 507.386.7996 FAX: 507.386.7992

bruntonarchitects.com

D. Sheet P3-21/Sheet P4-11 Section 13

1. Provide credit for the installation of the 2-1/2" domestic cold water meter and associated piping accessories. Building domestic cold water shall be connected downstream of 4" meter/piping accessories previously noted for truck fill line with an isolation valve at takeoff.

E. Sheet P5-11

1. WATER METER AND SPRINKLER SERVICE DETAIL: Provide credit for the installation of lawn irrigation meter and associated piping accessories. Lawn irrigation shall be connected downstream of 4" meter/piping accessories previously noted for truck fill line with isolation valve/backflow prevention at takeoff.

F. Sheet P6-11

1. Updated UT-1 Information

PR-02	UT-1	UTILITY SINK	MUSTEE	19CF	ABS PLASTIC
	WC-1	WATER CLOSET - FLOOR MOUNT - FLUSH VALVE ADA	AMERICAN MANUAL STANDARD	MADERA yes	WHITE VITREOUS 1.0 GPM ^{MIN}
	WHITE	MUSTEE	93.600	MANUAL	No
	WHITE	SLOAN	8111-1.28	SOLAR	Yes
INSTALL PER MANUFACTURER'S RECOMMENDATIONS					
	1/2"	1/2"	13" DEEP TUB. TRIM IS INCLUDED IN KIT.		
	4"				



PH: 507.386.7996 FAX: 507.386.7992

bruntonarchitects.com

CHANGES TO ELECTRICAL DRAWINGS

- A. Sheet E1-21 – First Floor Plan – Power & Signal
 - 1. In reference to Apparatus Bay Rm 148, add power connections to (8) hose reels. Connect to (8) new 30A/1P GFCI circuit breakers in Panel L3.
 - 2. In reference to Air Compressor Rm 147B, change air compressor to be fed from Panel L1 circuits 79, 81 to alleviate electrical load on Panel L3 to accommodate hose reels.
- B. Sheet E1-41 – Electrical Schedules and Details
 - 1. In reference to Panel L1 and Panel L3 schedules, see revised drawings for circuit breaker changes.
 - 2. For clarification in reference to Panels L1 and L2, change MLO to MCB to match panelboard submittals.

END OF PROPOSAL REQUEST 04 (PR-04)



PH: 507.386.7996 FAX: 507.386.7992

bruntonarchitects.com