

A tall, cylindrical water tower with a blue and white color scheme. The top section is blue with a white band that reads "St. Francis" in blue letters. The tower is surrounded by green trees and a clear blue sky.

City of St. Francis

2024 Budget Hearing

Tonight's Agenda



PRESENT THE BUDGET
AND TAX LEVY



ALLOW FOR PUBLIC
COMMENT



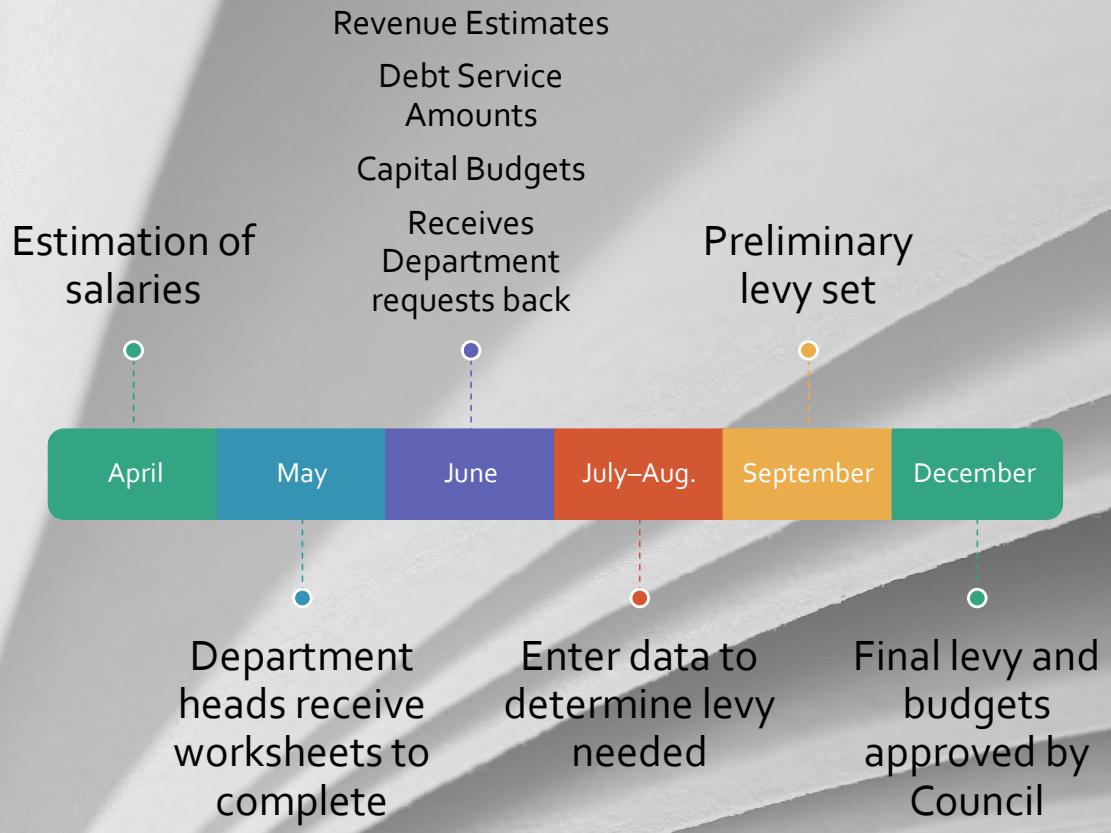
SET BUDGETS AND TAX
LEVY

Budget Goals

- Maintain high quality and cost-effective public services
- Address priorities set by City Council
- Maintain a strong fiscal position



Budget Process



How are property taxes calculated?

Market Value Changes

- Notices sent in the spring for the next year's value

Levies Set by Governing Boards

- September Preliminary
- December Final

Fiscal Disparities

- City contributes
- City Receives

Calculating the Tax Rate

2024 Levy

- Preliminary Levy-\$5,598,195
- Less Fiscal Disparities received-\$847,511 (Removed from Levy)
- Equals Spreadable Levy-\$4,750,684

2023 Market Values

- Tax Capacity Value-\$9,876,609
- Less adjustments (FD Contributions, etc)\$400,990
- Equals Adjusted Tax Capacity-\$9,503,375

2024 Tax Rate

- Spreadable levy-\$4,750,684
- Divide by adjusted tax capacity-\$9,503,375
- 2024 Tax Rate=49.989%



Anoka County
Property Records and Taxation
2100 3rd Avenue
Anoka, MN 55303
(763) 323-5400
www.anokacountymn.gov

TAXPAYER(S):

ST. FRANCIS MN 55070-0000

Property Information

Property Address:

ST. FRANCIS MN 55070-0000

Property Description:

TCA:

Owner(s):

PROPOSED TAXES 2024

THIS IS NOT A BILL. DO NOT PAY.

Step	VALUES AND CLASSIFICATION		
	Taxes Payable Year:	2023	2024
1	Estimated Market Value	\$305,500	\$302,600
	Homestead Exclusion	\$9,745	\$10,006
	Other Exclusion/Deferrals	\$0	\$0
	Taxable Market Value	\$295,755	\$292,594
	Class	RES HSTD	RES HSTD

PROPOSED TAXES 2024

THIS IS NOT A BILL. DO NOT PAY.

Step	VALUES AND CLASSIFICATION		
	Taxes Payable Year:	2023	2024
1	Estimated Market Value	\$305,500	\$302,600
	Homestead Exclusion	\$9,745	\$10,006
	Other Exclusion/Deferrals	\$0	\$0
	Taxable Market Value	\$295,755	\$292,594
	Class	RES HSTD	RES HSTD

Proposed Property Tax

Contact Information

STATE GENERAL TAX	NO PUBLIC MEETING	\$0.00	\$0.00
COUNTY OF ANOKA 2100 3RD AVE ANOKA, MN 55303 WWW.ANOKACOUNTYMN.GOV/ 763-323-5400	GOVERNMENT CENTER COUNTY BOARD ROOM - 7TH FLOOR NOVEMBER 30, 2023 - 6:00PM (DISCUSS COUNTY PORTION)		
GENERAL COUNTY LEVY		\$715.14	\$786.30
REGIONAL RAIL AUTHORITY		\$9.06	\$0.00
COUNTY/MUNICIPAL PUBLIC SAFETY SYSTEM		\$8.80	\$0.00
CITY OF ST. FRANCIS 23340 CREE STREET ST. FRANCIS, MN 55070 HTTPS://WWW.STFRANCISMN.ORG 763-753-2630	4115 AMBASSADOR BLVD ST. FRANCIS DECEMBER 4, 2023 - 6:00PM (DISCUSS CITY PORTION)	\$1,322.80	\$1,462.72
ST. FRANCIS SCHOOL DISTRICT #15 4115 AMBASSADOR BLVD ST. FRANCIS, MN 55070 WWW.ISD15.ORG/PAGE/SBVIDEO 763-753-7040	DISTRICT OFFICE COMMUNITY ROOM DECEMBER 11, 2023 - 6:30PM (DISCUSS SD PORTION)		
VOTER APPROVED LEVIES		\$259.24	\$260.36
OTHER LEVIES		\$434.58	\$482.84

Your school district was scheduled to hold a referendum at the November general election. If the referendum was approved by the voters, the school district's voter approved property tax for 2024 may be higher than the proposed amount shown on this notice.

CONTINUED ON NEXT PAGE

Proposed Tax Notice

CITY OF ST. FRANCIS
23340 CREE STREET
ST. FRANCIS, MN 55070
HTTPS://WWW.STFRANCISMN.ORG
763-753-2630

4115 AMBASSADOR BLVD ST. FRANCIS
DECEMBER 4, 2023 - 6:00PM
(DISCUSS CITY PORTION)

\$1,322.80

\$1,462.72

Supplemental Budget Page-2024

What Else Should You Know?

Your local units of government have proposed the amounts they will need to levy in 2024.

The following circumstances could change these amounts:

- Upcoming referenda
- Legal judgments
- Natural disasters
- Voter-approved levy limit increase, or
- Special assessments

Your county commissioners, school board, city council (if your property is located in a city with a population over 500), and metropolitan special taxing district will soon be holding meetings to discuss the 2024 budgets and proposed 2024 property taxes. (The school board will discuss the 2023 budget.) You are invited to attend these meetings to express your opinion.

Supplemental Budget Information - Proposed 2024 Taxes

How Can You Learn More?

The time to provide feedback on proposed levies is now.

You are invited to attend budget meetings to express your opinion.

Levy information is provided by the county, city, and school district. It compares two years for those jurisdictions. For more information, contact the county, city, or school district directly or visit their websites.

Levy amounts impact the taxes owed for your property. Additional factors that may impact your property tax amount include changes to taxable market value, improvements made to the property, and changes in special programs, such as the homestead market value exclusion.

Levy Information

Taxing Authority	Actual 2023	Proposed 2024	Percent Change
COUNTY OF ANOKA	\$143,677,676	\$163,841,369	14.03%
CITY OF ANDOVER	\$17,073,084	\$18,097,274	6.00%
CITY OF ANOKA	\$8,285,505	\$10,278,223	23.90%
CITY OF BETHEL	\$250,989	\$277,543	10.58%
CITY OF BLAINE	\$37,112,000	\$44,232,501	19.16%
CITY OF CENTERVILLE	\$2,919,880	\$3,032,321	3.85%
CITY OF CIRCLE PINES	\$3,031,866	\$3,049,945	0.60%
CITY OF COLUMBIA HEIGHTS	\$16,028,200	\$17,373,000	8.39%
CITY OF COLUMBUS	\$4,233,689	\$4,233,386	-0.02%
CITY OF COON RAPIDS	\$33,314,830	\$35,580,233	6.80%
CITY OF EAST BETHEL	\$6,090,100	\$6,213,600	2.03%
CITY OF FRIDLEY	\$19,620,870	\$20,577,799	4.88%
CITY OF HAM LAKE	\$6,219,957	\$6,839,837	8.75%
CITY OF HILLTOP	\$1,071,100	\$1,233,500	15.16%
CITY OF LEXINGTON	\$1,468,655	\$1,604,123	9.22%
CITY OF LINO LAKES	\$12,893,915	\$14,120,928	9.52%
CITY OF NORTHEN	\$1,837,505	\$1,936,176	5.35%
CITY OF OAK GROVE	\$3,080,474	\$3,843,220	24.86%
CITY OF RAMSEY	\$18,235,180	\$20,279,701	11.21%
CITY OF SPRING LAKE PARK	\$3,965,823	\$4,113,290	3.72%
CITY OF ST. FRANCIS	\$5,107,690	\$5,598,195	9.60%
LENWOOD TOWNSHIP	\$1,775,000	\$1,950,000	9.86%
ANOKA-HEMNEN SCHOOL DIST #11	\$135,885,042	\$139,962,437	3.02%
CENTENNIAL SCHOOL DISTRICT #12	\$26,805,893	\$27,834,982	3.84%
COLUMBIA HEIGHTS SCHOOL DIST #13	\$10,841,587	\$12,277,952	13.25%
ELK RIVER SCHOOL DISTRICT #728	\$69,384,348	\$72,268,692	4.16%
FOREST LAKE SCHOOL DISTRICT #31	\$31,441,392	\$34,382,204	9.35%
FRIDLEY SCHOOL DISTRICT #14	\$13,500,410	\$13,103,286	4.82%
SPRING LAKE PARK SCHOOL DIST #16	\$24,468,987	\$25,115,769	2.64%
ST. FRANCIS SCHOOL DISTRICT #15	\$12,780,383	\$13,997,821	9.69%

Market Value Vs. Tax Capacity Value

Estimated Market Value *	Amount Excluded	Taxable Market Value	Tax Capacity Value	2023 City Taxes	2024 City Taxes	Annual Difference
150,000	\$ 23,740	\$ 126,260	\$ 1,263	\$ 564.62	\$ 631.16	\$ 66.54
170,000	\$ 21,940	\$ 148,060	\$ 1,481	\$ 662.11	\$ 740.14	\$ 78.03
190,000	\$ 20,140	\$ 169,860	\$ 1,699	\$ 759.60	\$ 849.11	\$ 89.51
210,000	\$ 18,340	\$ 191,660	\$ 1,917	\$ 857.08	\$ 958.09	\$ 101.01
230,000	\$ 16,540	\$ 213,460	\$ 2,135	\$ 954.57	\$ 1,067.07	\$ 112.50
250,000	\$ 14,740	\$ 235,260	\$ 2,353	\$ 1,052.06	\$ 1,176.04	\$ 123.98
270,000	\$ 12,940	\$ 257,060	\$ 2,571	\$ 1,149.55	\$ 1,285.02	\$ 135.47
290,000	\$ 11,140	\$ 278,860	\$ 2,789	\$ 1,247.03	\$ 1,393.99	\$ 146.96
310,000	\$ 9,340	\$ 300,660	\$ 3,007	\$ 1,344.52	\$ 1,502.97	\$ 158.45
330,000	\$ 7,540	\$ 322,460	\$ 3,225	\$ 1,442.01	\$ 1,611.95	\$ 169.94
350,000	\$ 5,740	\$ 344,260	\$ 3,443	\$ 1,539.50	\$ 1,720.92	\$ 181.42
370,000	\$ 3,940	\$ 366,060	\$ 3,661	\$ 1,636.98	\$ 1,829.90	\$ 192.92
390,000	\$ 2,140	\$ 387,860	\$ 3,879	\$ 1,734.47	\$ 1,938.87	\$ 204.40
410,000	\$ 340	\$ 409,660	\$ 4,097	\$ 1,831.96	\$ 2,047.85	\$ 215.89
430,000	\$ -	\$ 430,000	\$ 4,300	\$ 1,922.92	\$ 2,149.53	\$ 226.61
450,000	\$ -	\$ 450,000	\$ 4,500	\$ 2,012.36	\$ 2,249.51	\$ 237.15

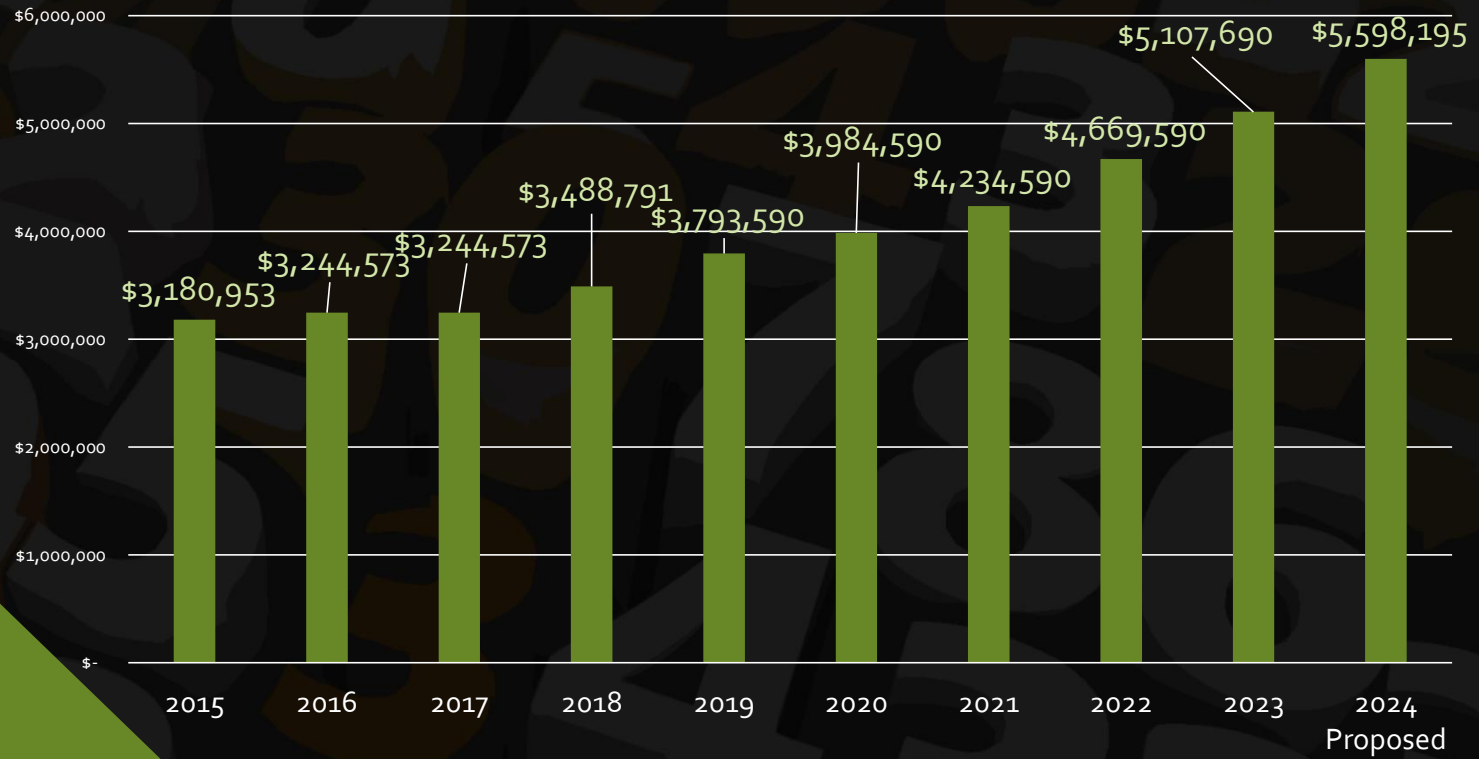
Comparison of 2023 Levy and the 2024 Levy

	2023	2024 Proposed
General Levy		
General Operating (101)	\$ 3,250,000	\$ 3,230,000
Capital Equipment (402)	280,000	320,000
Parks (226)	-	350,000
Building Improvement(404)	870,000	50,000
Street Improvement (405)	360,000	480,000
Total General Levy	\$ 4,760,000	\$ 4,430,000
Debt Service Levies		
2015 GO (327)	20,470	20,470
2017 Capital Improvement (#330)	327,220	327,220
2023 Capital Improvement (#335)	-	820,505
Total Debt Service Levies	\$ 347,690	\$ 1,168,195
Total Levy	\$ 5,107,690	\$ 5,598,195
Tax Levy Increase	\$ 438,100	\$ 490,505
% increase	9.38%	9.60%

Tax rate calculation 2023 & 2024

	2023	2024 Proposed
Total Levy	\$ 5,107,690	\$ 5,598,195
Less Fiscal Disparities	\$ 967,230	\$ 847,511
Spreadable Levy	\$ 4,140,460	\$ 4,750,684
Tax Capacity	\$ 9,577,860	\$ 9,876,609
Changes to Tax Capacity		
TIF	\$ -	\$ -
Contributions To	\$ 331,771	\$ 387,112
Joint value (Addition)	\$ 12,953	\$ 13,878
Net Tax Capacity	\$ 9,259,042	\$ 9,503,375
Tax Rate	44.719%	49.989%

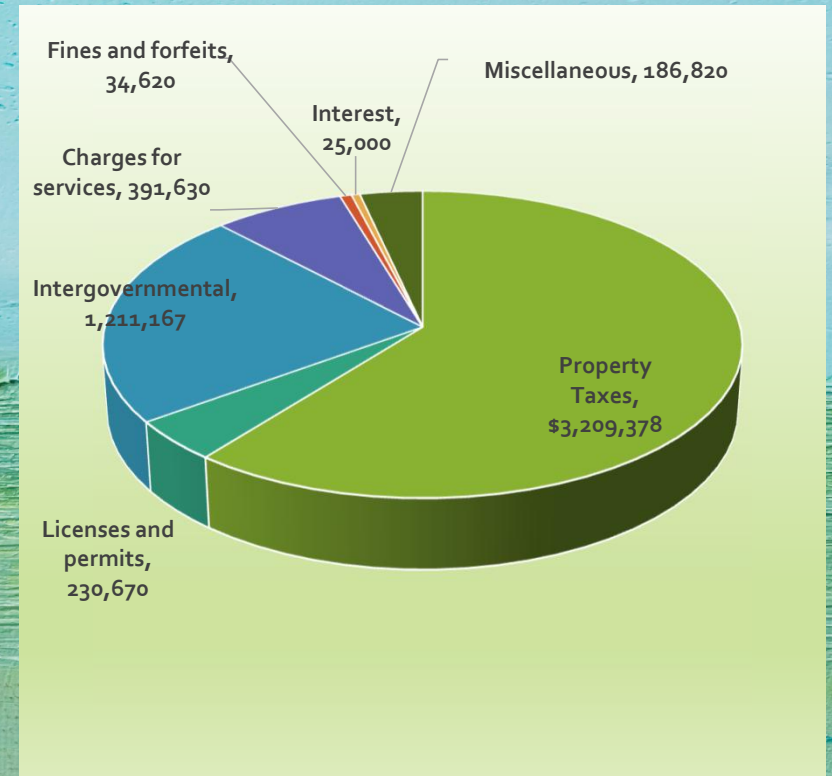
Total Levy History



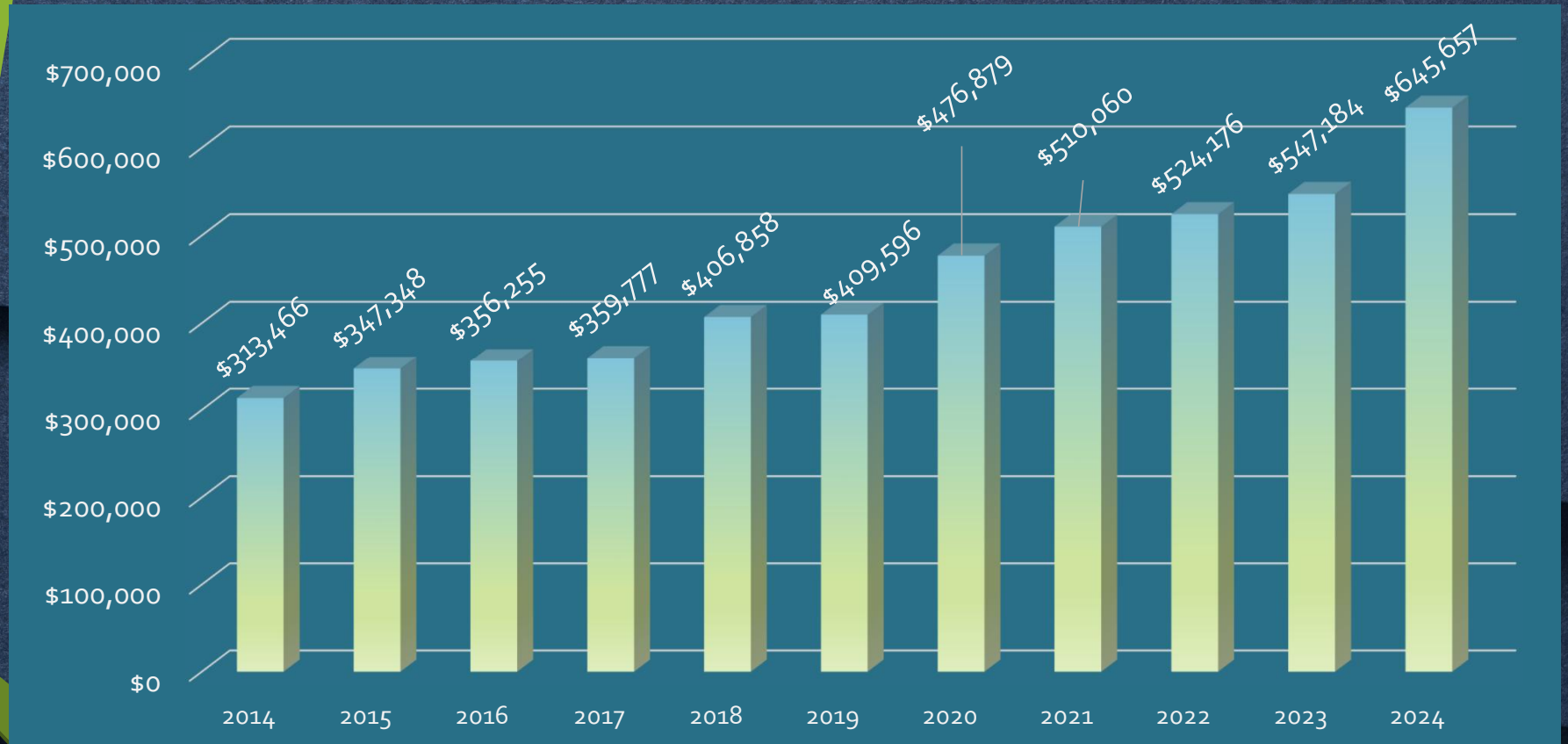
The levy has increased \$2,417,242 from 2015 to 2024.
This is an increase of 76% or 7.6% a year.

General Fund Revenues

	2024 Budget
Property Taxes	\$3,209,378
Licenses and permits	230,670
Intergovernmental	1,211,167
Charges for services	391,630
Fines and forfeits	34,620
Interest	25,000
Miscellaneous	186,820
Transfers in	60,000
Total	\$5,354,285

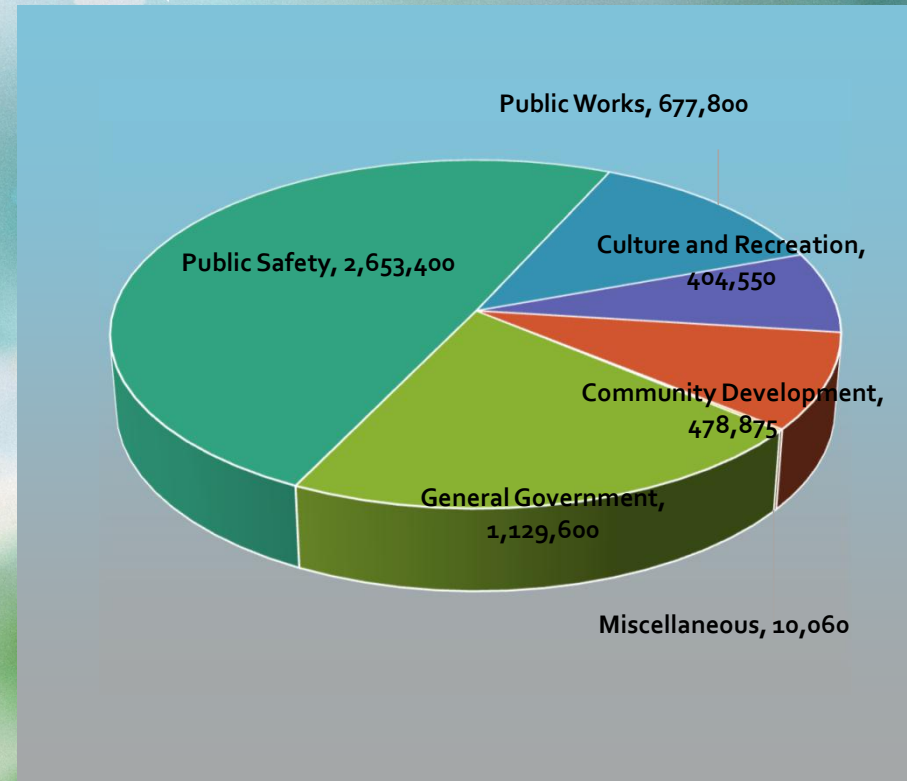


Local Government Aid



General Fund Expenditures-by Category

	2024 Budget
General Government	\$1,129,600
Public Safety	2,653,400
Public Works	677,800
Culture and Recreation	404,550
Community Development	478,875
Miscellaneous	10,060
Transfers	0
Total expenditures	\$5,354,285



- Departments Include: Council, Charter Commission, Administration, Elections, Finance, Auditing, Assessing, Legal, & Buildings.
- Manage a \$10+ million budget
- Manage and Enforce City Code, which regulates utilities; building permits; alcoholic beverages, licensing; business licensing; right-of-ways, traffic and parking; public protections; zoning; subdivisions; and annexations of city owned land.
- Coordinate functions of the City Council; Economic Development Authority; Planning Commission and Charter Commission.
- Coordinate election functions.

General Government

Public Safety

24/7 police and fire response in town.

Respond to calls for service, such as medicals, thefts, property crimes and crimes against a person.

Other services such as vehicle lockouts, home security checks & drug drop off

Education opportunities such as Eddy the Eagle, and Anti Bullying Campaign.



Street/Recycling

- Snow and ice control
- Street lighting
- Tree trimming
- Recycle day & promotion of recycling
- Street maintenance

Parks/Trails

Playground equipment

Ball field maintenance

Maintenance of parks

Skating rinks

Trail maintenance

A photograph of a construction site at sunset. The sky is a mix of orange, yellow, and dark blue. In the foreground, there are several construction cranes and scaffolding structures. A large, stylized graphic element, consisting of a green and grey diagonal bar, is overlaid on the left side of the image. The title 'Community Development' is written in white text on the right side of the image.

Community Development

- Building permits/inspections
- Economic development to support the city growth
- Rental license program
- Vacant building registrations
- Work on citizen concerns around the city



Debt Service, Capital, & Miscellaneous-

- Capital Equipment purchases.
- New Fire Station/City Hall Construction
- Park Development
- Debt Service



Other Funds

Special Revenue

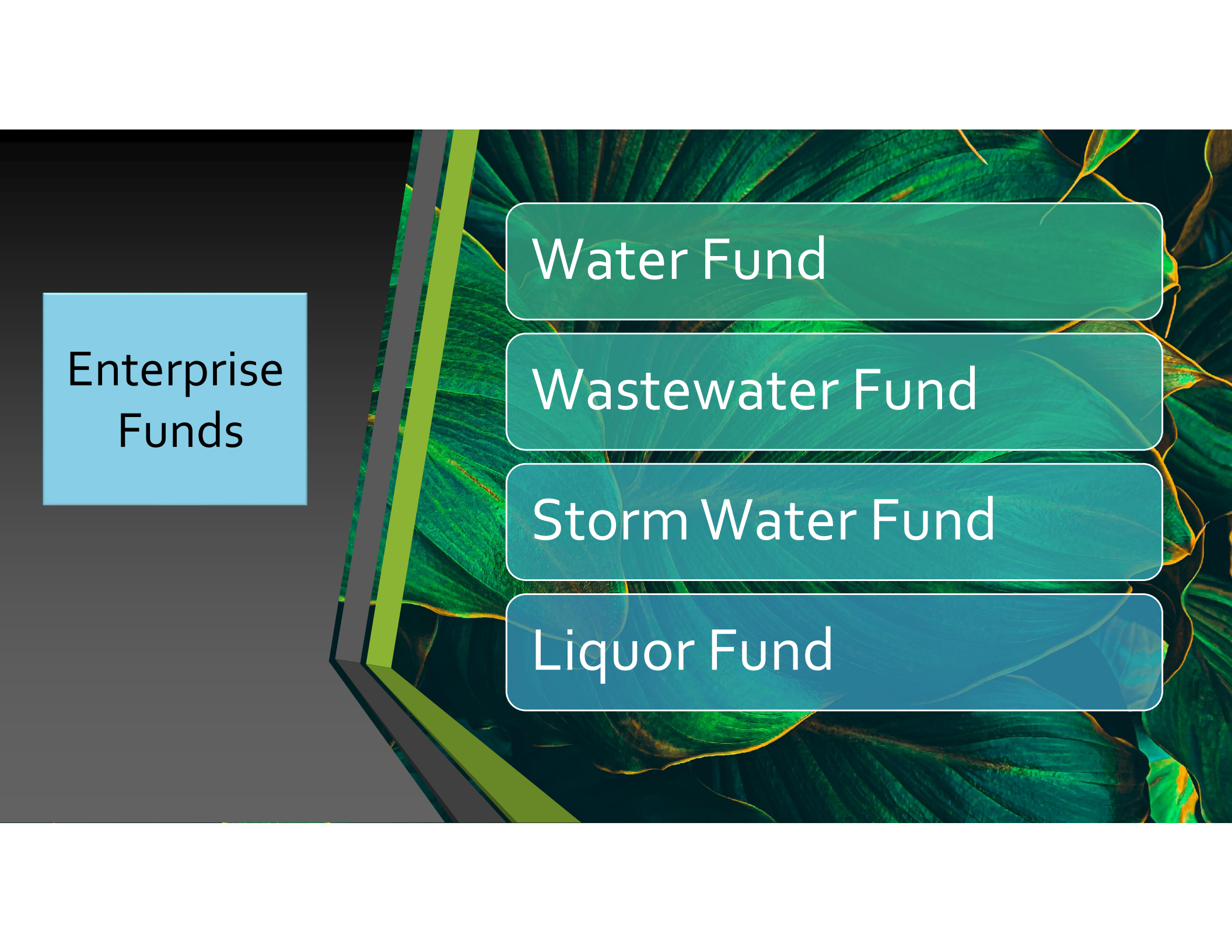
- Police Forfeiture

Debt Service

- 2015 Bonds
- 2017 Bonds
- 2023 Bonds

Capital

- Capital Equipment
- Building
- Streets
- Gambling
- Park



Enterprise
Funds

Water Fund

Wastewater Fund

Storm Water Fund

Liquor Fund



Questions/ Public Input

