

May 2025 St. Francis Fire Department Report

Total Incidents

78

"Dispatch" to "Enroute"
(Average)

7m 41s

"Dispatch" to "At Scene"
(Average)

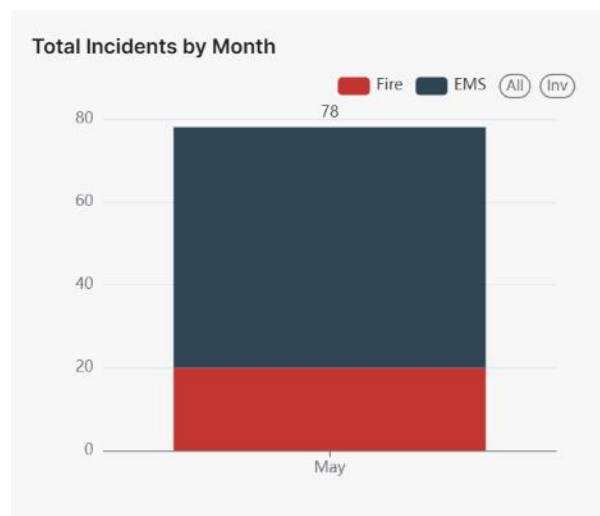
11m 46s

Incident Type Code	Incident Type Description	Fire Or EMS	Incident Count
321	EMS call, excluding vehicle accident with injury	EMS	48
611	Dispatched & canceled en route	Fire	9
322	Motor vehicle accident with injuries	EMS	5
118	Trash or rubbish fire, contained	Fire	4
381	Rescue or EMS standby	EMS	2
111	Building fire	Fire	2
5532	Phone Call Assist	EMS	1
561	Unauthorized/Illegal burning	Fire	1
735	Alarm system sounded due to malfunction	Fire	1
300	Rescue, EMS incident, other	EMS	1
311	Medical assist, assist EMS crew	EMS	1
412	Gas leak (natural gas or LPG)	Fire	1
444	Powerline issue	Fire	1
550	Public service assistance, other	Fire	1

Incident Volume by Alarm Type

Recorded Shift	Incident Count
STATION 1	55
ALL CALL	11
DUTY OFFICER	8
STATION 2	4

Fire Dispatch Code Description	Incident Count
Medical	12
Med - Med - Fall	9
Illegal Burn	6
Med - Med - Heart	5
Fire Alarm No Smoke	5
Personal Inj Accident	5
Med - MEDICAL	4
Med - Med - Seizure	4
Med - Med - Uncon	4
Suicide Attempt In Prog	3
Med - Med - Breathing-Difficult	3
STRUCTURE FIRE	2
Med - Abdominal Pain	2
Med - Med - Allergic	1
MEDICAL	1
Med - Diabetic Reaction, diabetic coma, blood sugar	1
Med - Blood Pressure	1
MED STROKE	1
Gas Odor Outside	1
Phone Call Request	1
POWERLINES	1
Slumper	1
Smoke Inside	1
Smoke Outside	1
Assist	1
Med - Med - Bleed-Severe	1
Med - Med - Breathing-NOT	1



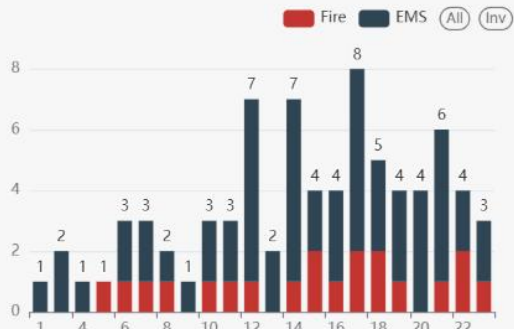
Current Incident Volume
Projected YoY Change (YTD)

12.41%

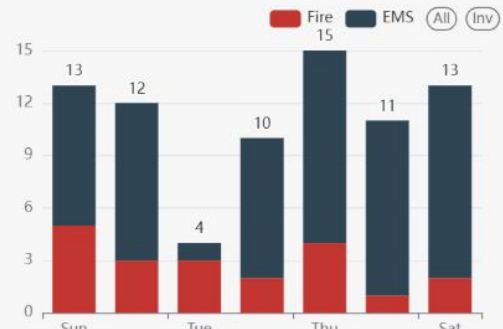
Average Daily Incidents Department Wide

2.52

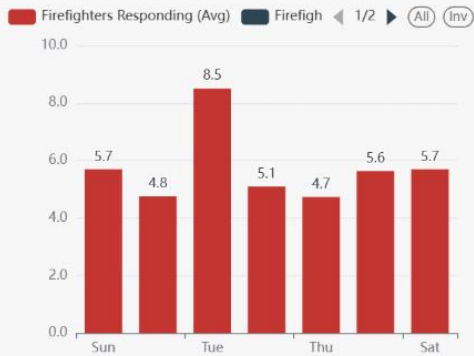
Incident Count by Hour of Day



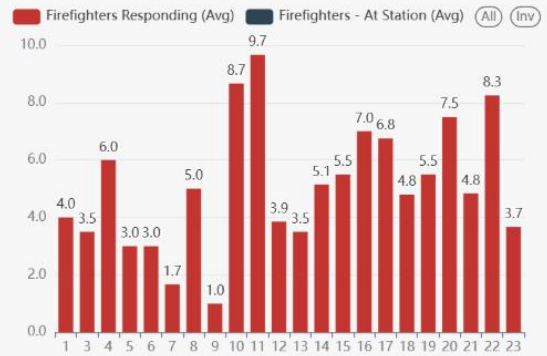
Incident Count Day of Week



Firefighter Response by Day of Week (Avg)



Firefighter Response by Hour of Day (Avg)



Incidents - Fire

20

Incidents - EMS

58

"Dispatch" to "Clear"
(Average)

45m 4s

Content Loss

\$0

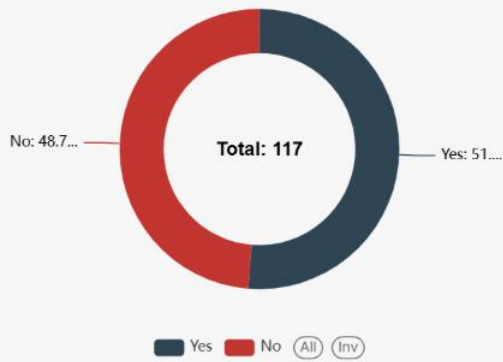
Property Loss

\$0

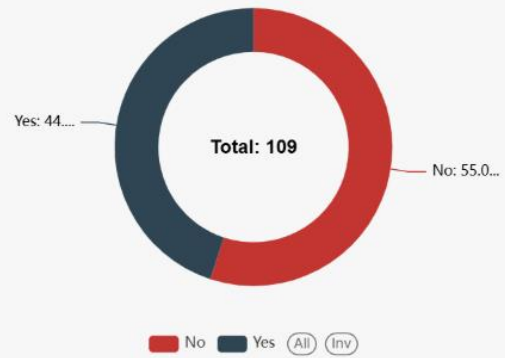
Total Property & Content
Losses

\$0

Turn Out Goal Met? (5 Minutes)



Time to Arrival Goal Met? - (10:00)



Mutual Aid Given

3

Mutual Aid Given

Show

entries

Provided Mutual Aid	Incident Count
Oak Grove Fire Department	2
Ramsey Fire Department	1

Mutual Aid Received

0

