

## June 2025 St. Francis Fire Department Report

Total Incidents

85

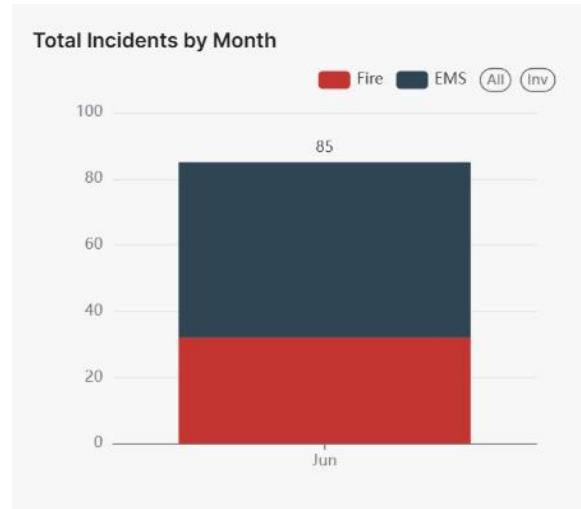
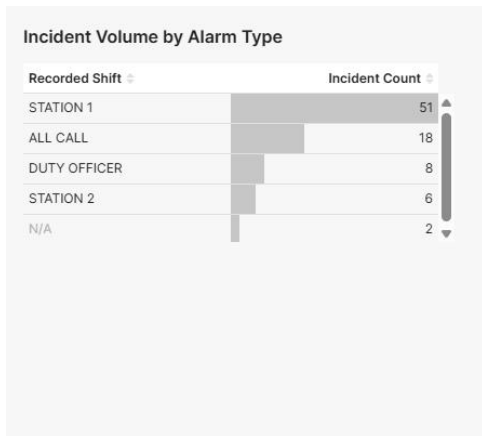
"Dispatch" to "Enroute" -  
First Apparatus (Average)

4m 56s

"Dispatch" to "At Scene" -  
First Apparatus (Average)

9m 10s

Incident Type Code	Incident Type Description	Fire Or EMS	Incident Count
321	EMS call, excluding vehicle accident with injury	EMS	44
611	Dispatched & canceled en route	Fire	16
322	Motor vehicle accident with injuries	EMS	4
651	Smoke scare, odor of smoke	Fire	3
3201	Lift Assist, no injuries	EMS	3
600	Good intent call, other	Fire	2
5532	Phone Call Assist	EMS	1
551	Assist police or other governmental agency	Fire	1
442	Overheated motor	Fire	1
622	No incident found on arrival at dispatch address	Fire	1
142	Brush or brush-and-grass mixture fire	Fire	1
733	Smoke detector activation due to malfunction	Fire	1
111	Building fire	Fire	1
735	Alarm system sounded due to malfunction	Fire	1
743	Smoke detector activation, no fire	Fire	1
424	Carbon monoxide incident	Fire	1
561	Unauthorized/Illegal burning	Fire	1
746	Carbon monoxide detector activation, no CO	Fire	1
324	Motor vehicle accident with no injuries.	EMS	1



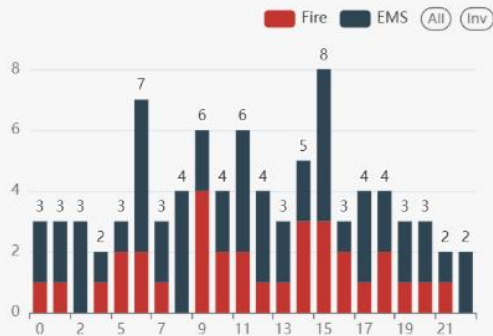
Fire Dispatch Code Description	Incident Count
Medical	13
Med - Med - Heart	10
Med - Med - Breathing-Difficult	7
Med - Med - Fall	5
Personal Inj Accident	5
Fire Alarm No Smoke	4
LIFT ASSIST	4
STRUCTURE FIRE	3
Slumper	3
Med - Med - Alarm	3
Smoke Inside	3
Med - Med - Uncon	3
Med - Med - Seizure	3
Illegal Burn	2
MED STROKE	2
GRASS FIRE	2
Med - MEDICAL	2
Carbon Mono No Ill	2
Med - Med - Allergic	1
Med - Med - Breathing-NOT	1
Assist	1
Suicide Attempt In Prog	1
Smoke Outside	1
Med - Diabetic Reaction, diabetic coma, blood sugar	1
Fire Alarm with Smoke	1
Med - Med - Assault	1
Phone Call Request	1



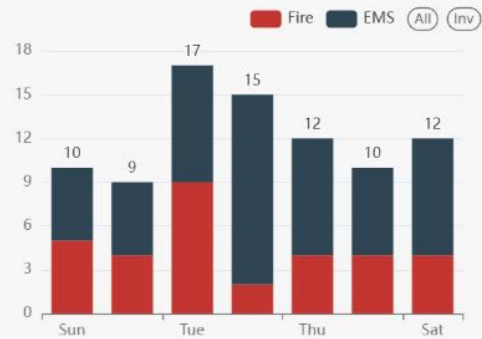
### Average Daily Incidents Department Wide

2.83

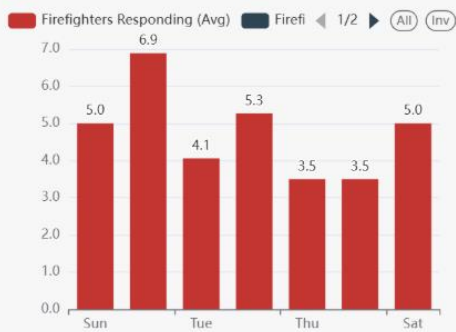
### Incident Count by Hour of Day



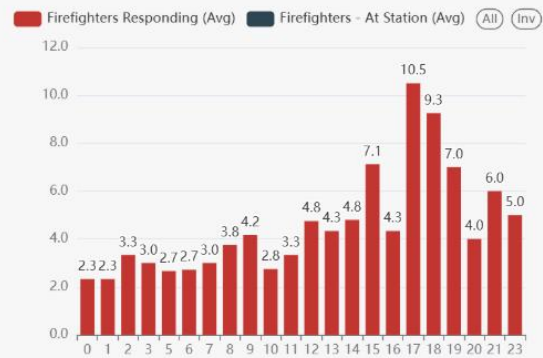
### Incident Count Day of Week



### Firefighter Response by Day of Week (Avg)



### Firefighter Response by Hour of Day (Avg)



Incidents - Fire

32

Incidents - EMS

53

"Dispatch" to "Clear"  
(Average)

23m 29s

Content Loss

\$500

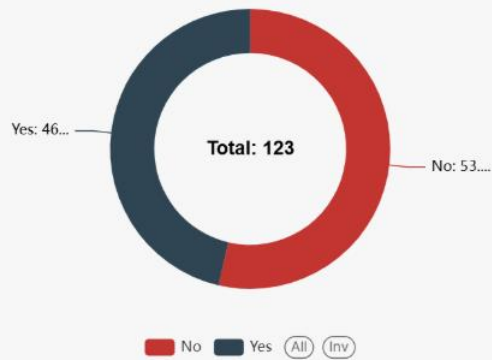
Property Loss

\$0

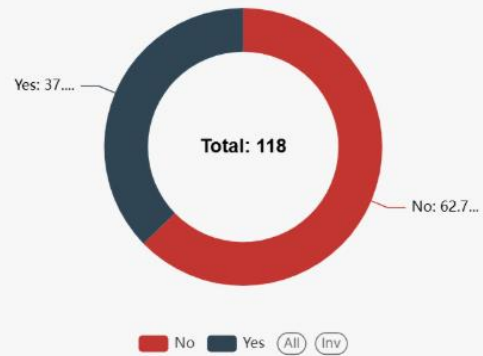
Total Property & Content  
Losses

\$500

Turn Out Goal Met? (5 Minutes)



Time to Arrival Goal Met? - (10:00)



Mutual Aid Given

4

Mutual Aid Given

Show All ▾

entries

Provided Mutual Aid	Incident Count
Nowthen Fire Department	3
East Bethel Fire Department	1

Mutual Aid Received

0

