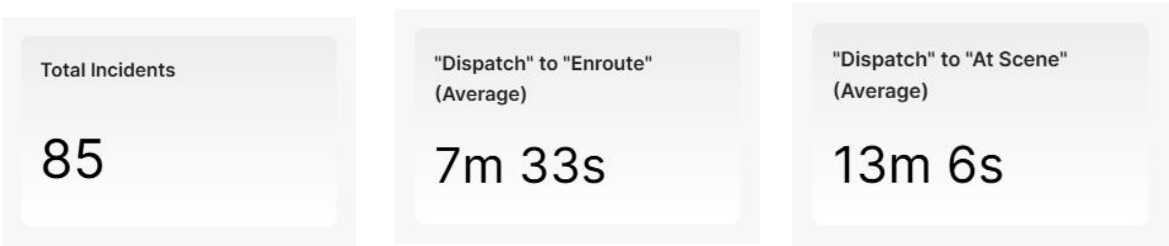
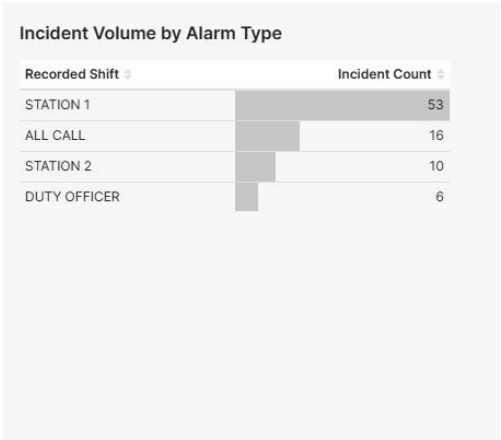


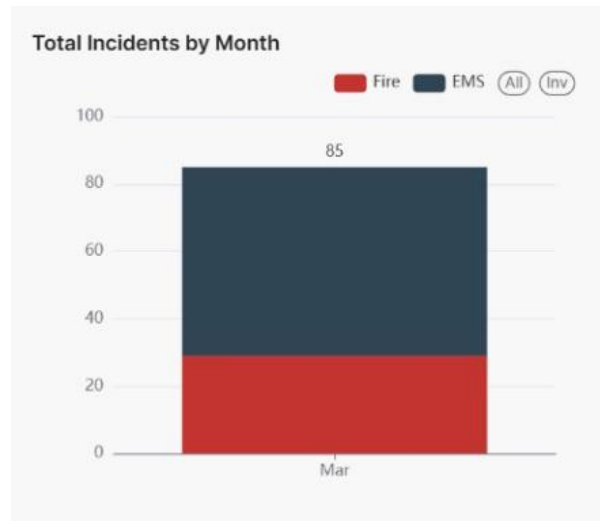
March 2025 St. Francis Fire Department Report



Incident Type Code	Incident Type Description	Fire Or EMS	Incident Count
321	EMS call, excluding vehicle accident with injury	EMS	50
611	Dispatched & canceled en route	Fire	11
111	Building fire	Fire	4
561	Unauthorized/Illegal burning	Fire	3
143	Grass fire	Fire	3
3201	Lift Assist, no injuries	EMS	2
412	Gas leak (natural gas or LPG)	Fire	1
460	Accident, potential accident, other	Fire	1
531	Smoke or odor removal	Fire	1
5532	Phone Call Assist	EMS	1
571	Cover assignment, standby, moveup	Fire	1
651	Smoke scare, odor of smoke	Fire	1
736	CO detector activation due to malfunction	Fire	1
140	Natural vegetation fire, other	Fire	1
142	Brush or brush-and-grass mixture fire	Fire	1
300	Rescue, EMS incident, other	EMS	1
323	Motor vehicle/pedestrian accident (MV Ped)	EMS	1
381	Rescue or EMS standby	EMS	1



Fire Dispatch Code Description	Incident Count
Medical	13
Med - Med - Heart	10
Med - Med - Fall	10
STRUCTURE FIRE	7
Med - Med - Seizure	6
GRASS FIRE	5
Med - MEDICAL	4
MED STROKE	4
Med - Med - Breathing-Difficult	4
Illegal Burn	3
LIFT ASSIST	2
Med - Med - Bleed-Severe	2
Personal Inj Accident	2
Med - Med - Uncon	2
Suicide Attempt In Prog	1
ELECTRICAL SMELL	1
Fire Alarm No Smoke	1
Gas Odor Inside	1
Gas Odor Outside	1
Grass Fire	1
Med - Med - Breathing-NOT	1
MISCELLANEOUS FIRE	1
Phone Call Request	1
Slumper	1
Carbon Mono Ill	1



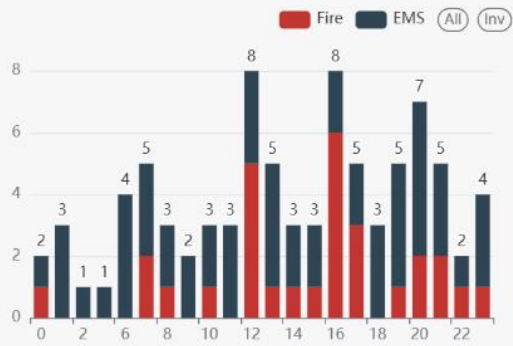
Current Incident Volume
Projected YoY Change (YTD)

11.66%

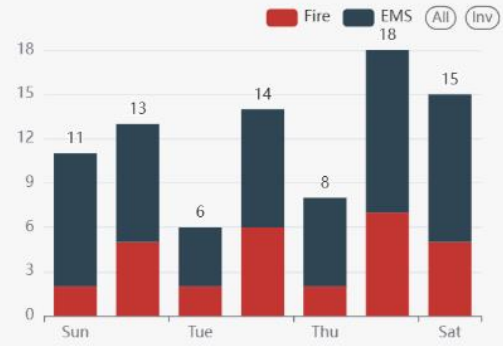
Average Daily Incidents Department Wide

2.83

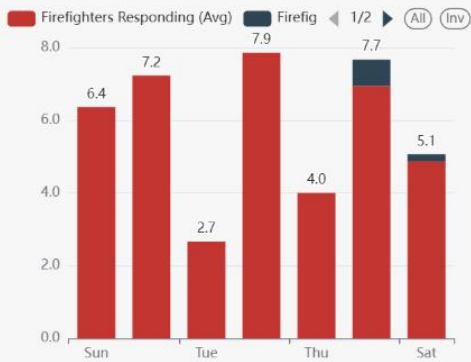
Incident Count by Hour of Day



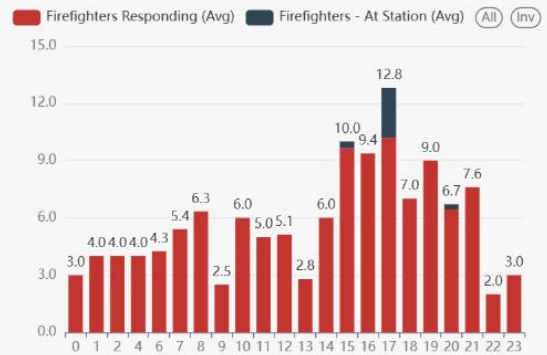
Incident Count Day of Week



Firefighter Response by Day of Week (Avg)



Firefighter Response by Hour of Day (Avg)



Incidents - Fire

29

Incidents - EMS

56

"Dispatch" to "Clear"
(Average)

38m 43s

Content Loss

\$3,000

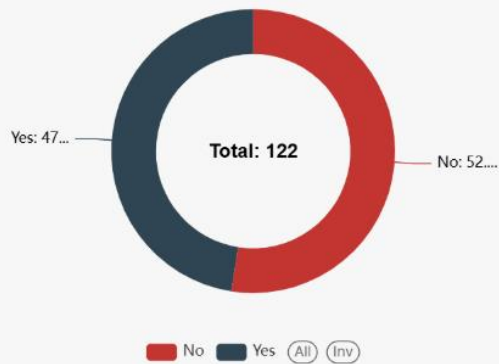
Property Loss

\$3,000

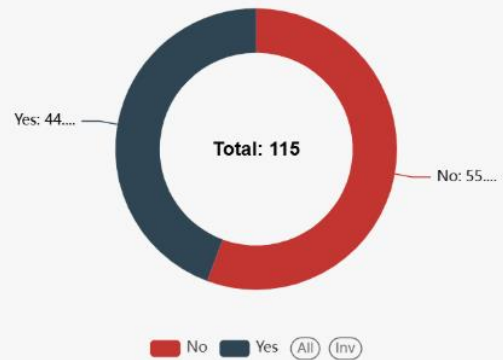
Total Property & Content
Losses

\$6,000

Turn Out Goal Met? (5 Minutes)



Time to Arrival Goal Met? - (10:00)



Mutual Aid Given

10

Mutual Aid Given

Show

entries

Provided Mutual Aid	Incident Count
East Bethel Fire Department	4
Andover Fire Department	2
Nowthen Fire Department	2
Oak Grove Fire Department	2

Mutual Aid Received

5

