

April 2025 St. Francis Fire Department Report

Total Incidents

66

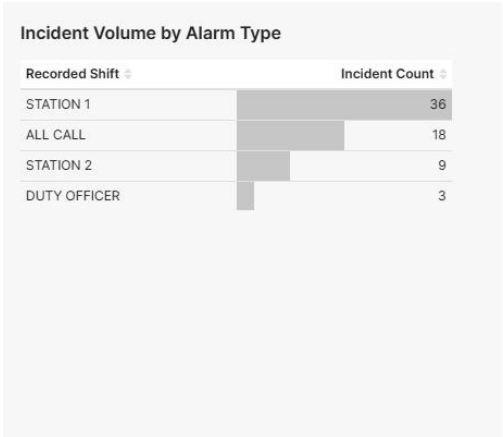
"Dispatch" to "Enroute"
(Average)

9m 20s

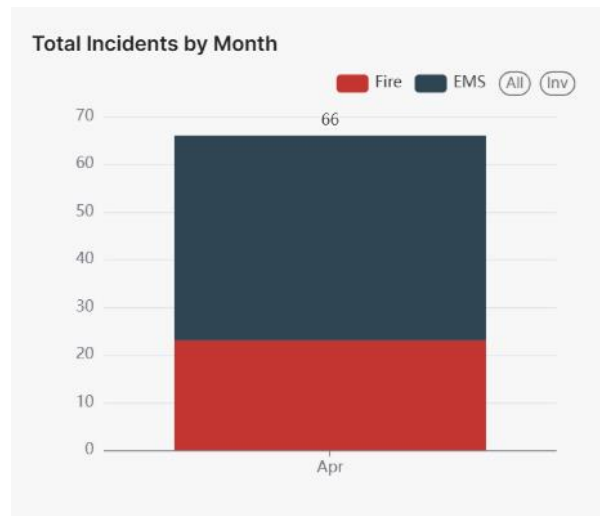
"Dispatch" to "At Scene"
(Average)

14m 9s

Incident Type Code	Incident Type Description	Fire Or EMS	Incident Count
321	EMS call, excluding vehicle accident with injury	EMS	38
611	Dispatched & canceled en route	Fire	5
111	Building fire	Fire	4
5532	Phone Call Assist	EMS	2
700	False alarm or false call, other	Fire	2
143	Grass fire	Fire	2
322	Motor vehicle accident with injuries	EMS	2
413	Oil or other combustible liquid spill	Fire	1
651	Smoke scare, odor of smoke	Fire	1
324	Motor vehicle accident with no injuries.	EMS	1
735	Alarm system sounded due to malfunction	Fire	1
7441	False crash/fall alarm from smartphone/smart watch, unintentional	Fire	1
551	Assist police or other governmental agency	Fire	1
141	Forest, woods or wildland fire	Fire	1
123	Fire in portable building, fixed location	Fire	1
142	Brush or brush-and-grass mixture fire	Fire	1
118	Trash or rubbish fire, contained	Fire	1
561	Unauthorized/Illegal burning	Fire	1



Fire Dispatch Code Description	Incident Count
Medical	9
Med - Med - Heart	7
Med - Med - Breathing-Difficult	5
GRASS FIRE	5
Personal Inj Accident	5
Fire Alarm No Smoke	4
Med - Med - Seizure	4
Med - MEDICAL	4
Structure Fire	3
Med - Med - Uncon	3
STRUCTURE FIRE	3
Phone Call Request	2
Med - Med - Fall	2
Med - Abdominal Pain	2
Fluid Clean Up	1
Assist	1
Suicide Attempt In Prog	1
Med - Med - Alarm	1
Smoke Outside	1
Illegal Burn	1
MED STROKE	1
Med - Med - Assault	1



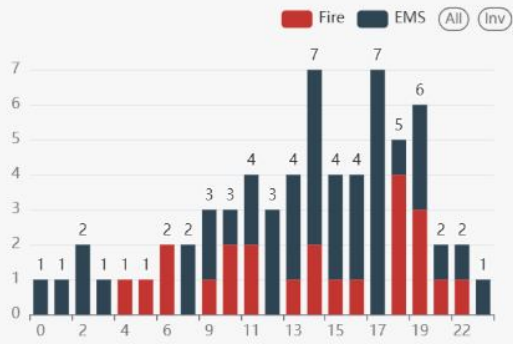
Current Incident Volume
Projected YoY Change (YTD)

10.55%

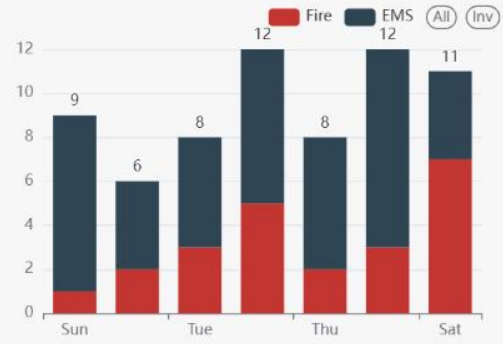
Average Daily Incidents Department Wide

2.2

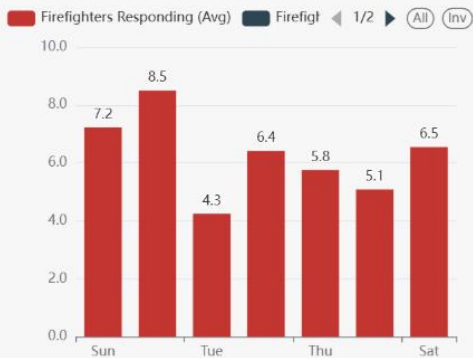
Incident Count by Hour of Day



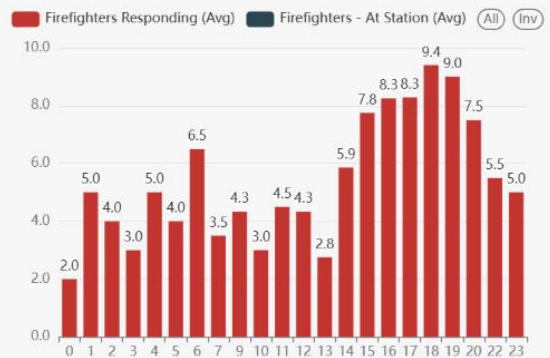
Incident Count Day of Week



Firefighter Response by Day of Week (Avg)



Firefighter Response by Hour of Day (Avg)



Incidents - Fire

23

Incidents - EMS

43

"Dispatch" to "Clear"
(Average)

40m 13s

Content Loss

\$2

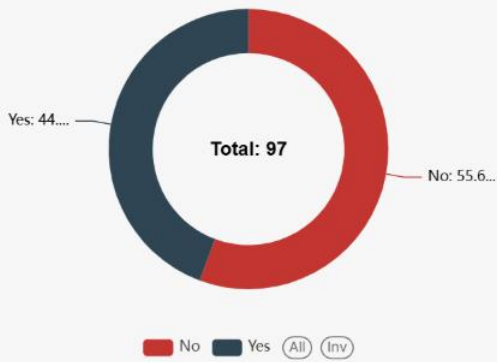
Property Loss

\$3,002

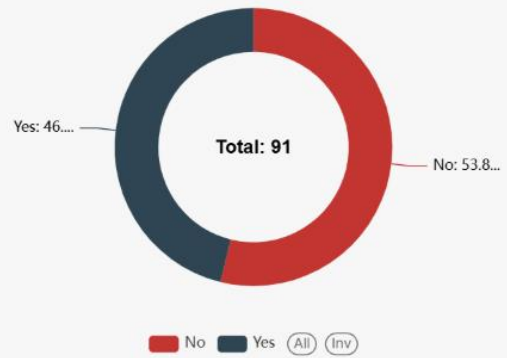
Total Property & Content
Losses

\$3,004

Turn Out Goal Met? (5 Minutes)



Time to Arrival Goal Met? - (10:00)



Mutual Aid Given

9

Mutual Aid Given

Show All
entries

Provided Mutual Aid	Incident Count
Nowthen Fire Department	5
Andover Fire Department	2
East Bethel Fire Department	1
Oak Grove Fire Department	1

Mutual Aid Received

2

