

# January 2025 St. Francis Fire Department Report

Total Incidents

79

"Dispatch" to "Enroute"  
(Average)

7m 25s

"Dispatch" to "At Scene"  
(Average)

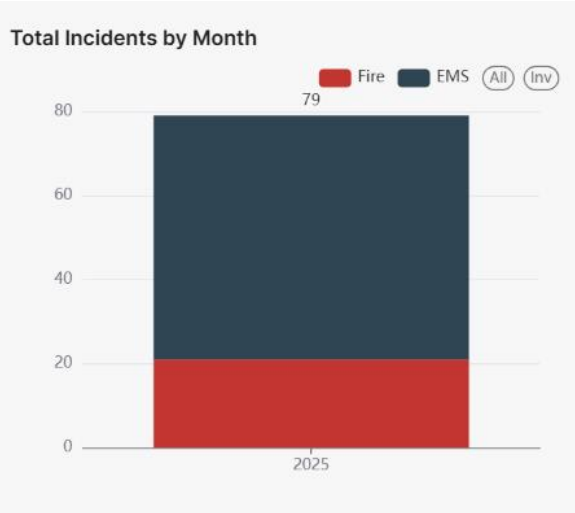
12m 8s

Incident Type Code	Incident Type Description	Fire Or EMS	Incident Count
321	EMS call, excluding vehicle accident with injury	EMS	56
611	Dispatched & canceled en route	Fire	9
6711	Gas Odor Investigation w/nothing found	Fire	2
651	Smoke scare, odor of smoke	Fire	2
324	Motor vehicle accident with no injuries.	EMS	1
424	Carbon monoxide incident	Fire	1
520	Water problem, other	Fire	1
700	False alarm or false call, other	Fire	1
744	Detector activation, no fire	Fire	1
111	Building fire	Fire	1
745	Alarm system activation, no fire	Fire	1
131	Passenger vehicle fire	Fire	1
140	Natural vegetation fire, other	Fire	1
3201	Lift Assist, no injuries	EMS	1

## Incident Volume by Alarm Type

Recorded Shift	Incident Count
STATION 1	59
ALL CALL	12
STATION 2	7
DUTY OFFICER	1

Fire Dispatch Code Description	Incident Count
Medical	20
Med - MEDICAL	11
Med - Med - Fall	11
Med - Med - Heart	8
Med - Med - Breathing-Difficult	8
Med - Med - Unconscious	7
Med - Med - Seizure	6
Fire Alarm No Smoke	5
MED STROKE	4
Personal Injury Accident	2
Med - Med - Breathing-NOT	2
LIFT ASSIST	2
Smoke Inside	2
Carbon Mono No Ill	2
Gas Odor Outside	1
STRUCTURE FIRE	1
Med - OB	1
Water Flow Alarm	1
Structure Fire	1
Illegal Burn	1
Med - Abdominal Pain	1
Gas Odor Inside	1
Med - Med - OB	1
Med - Med - Assault	1
Mutual Aid	1
Smoke Outside	1
Med - Med - Allergic	1



**Projected Current Year Incident Volume**

**908**

**Current Incident Volume Projected YoY Change (YTD)**

**12.69%**

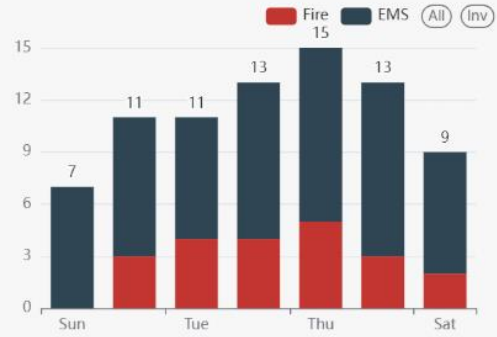
**Average Daily Incidents Department Wide**

**2.63**

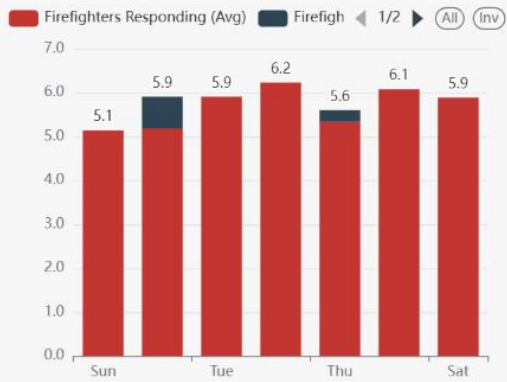
Incident Count by Hour of Day



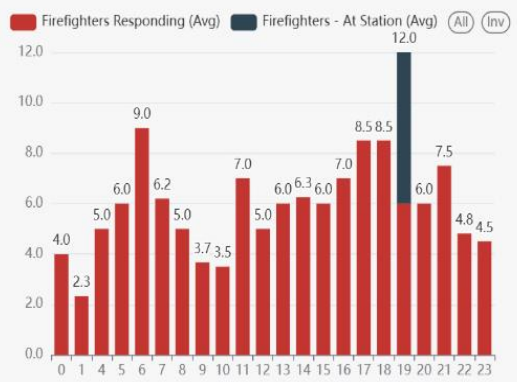
Incident Count Day of Week



Firefighter Response by Day of Week (Avg)



Firefighter Response by Hour of Day (Avg)



Mutual Aid Given

4

Mutual Aid Given

Show All

entries

Provided Mutual Aid	Incident Count
Oak Grove Fire Department	2
East Bethel Fire Department	1
Nowthen Fire Department	1

Incidents - Fire

21

Incidents - EMS

58

"Dispatch" to "Clear"  
(Average)

26m 22s

Content Loss

\$0

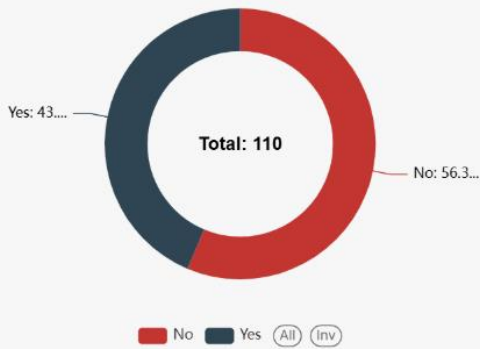
Property Loss

\$0

Total Property & Content  
Losses

\$0

Turn Out Goal Met? (5 Minutes)



Time to Arrival Goal Met? - (10:00)

