

July 2025 St. Francis Fire Department Report

Total Incidents

73

"Dispatch" to "Enroute" -
First Apparatus (Average)

5m 23s

"Dispatch" to "At Scene" -
First Apparatus (Average)

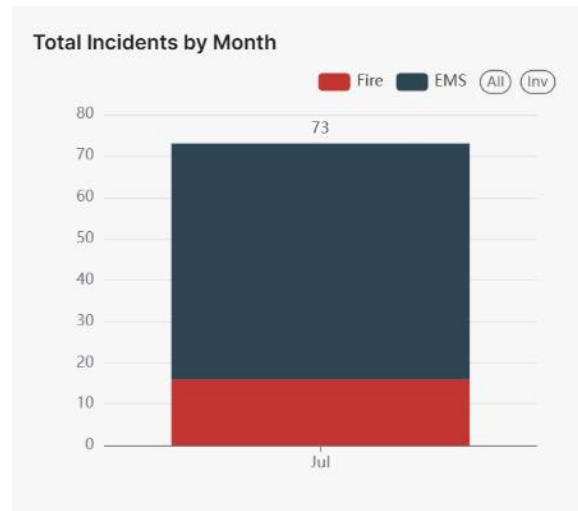
9m 19s

Incident Type Code	Incident Type Description	Fire Or EMS	# Incidents
321	EMS call, excluding vehicle accident with injury	EMS	44
322	Motor vehicle accident with injuries	EMS	4
611	Dispatched & canceled en route	Fire	4
3201	Lift Assist, no injuries	EMS	3
324	Motor vehicle accident with no injuries.	EMS	2
651	Smoke scare, odor of smoke	Fire	2
743	Smoke detector activation, no fire	Fire	2
5532	Phone Call Assist	EMS	2
735	Alarm system sounded due to malfunction	Fire	1
100	Fire, other	Fire	1
900	Special type of incident, other	Fire	1
311	Medical assist, assist EMS crew	EMS	1
342	Search for person in water	EMS	1
412	Gas leak (natural gas or LPG)	Fire	1
4121	Damaged/Ruptured Gas Line	Fire	1
551	Assist police or other governmental agency	Fire	1
6711	Gas Odor Investigation w/nothing found	Fire	1
700	False alarm or false call, other	Fire	1

Incident Volume by Alarm Type

Recorded Shift	# Incidents
STATION 1	48
ALL CALL	12
STATION 2	10
DUTY OFFICER	3

Fire Dispatch Code Description	# Incidents
Medical	13
Med - Med - Fall	7
Personal Inj Accident	6
LIFT ASSIST	5
Med - MEDICAL	5
MED STROKE	4
Med - Med - Heart	3
Med - Med - Seizure	3
Fire Alarm No Smoke	3
Med - Med - Breathing-Difficult	3
Med - Med - Allergic	2
Miscellaneous Fire	2
Med - Med - Breathing-NOT	2
Phone Call Request	2
Gas Odor Inside	2
Water/Ice Rescue	1
Carbon Mono No Ill	1
ELECTRICAL SMELL	1
Gas Cut Outside	1
GRASS FIRE	1
Med - Med - Alarm	1
Med - Med - Stab-Gunshot	1
Med - Med - Uncon	1
POWERLINES	1
Suicide Attempt In Prog	1
Assist	1



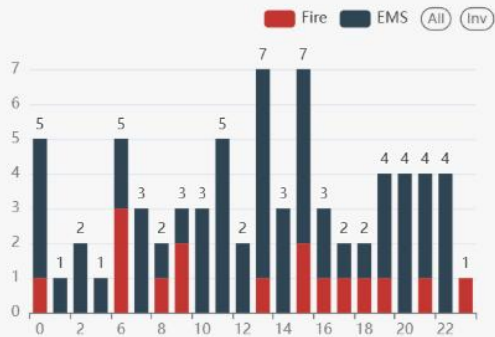
Current Incident Volume
Projected YoY Change (YTD)

12.90%

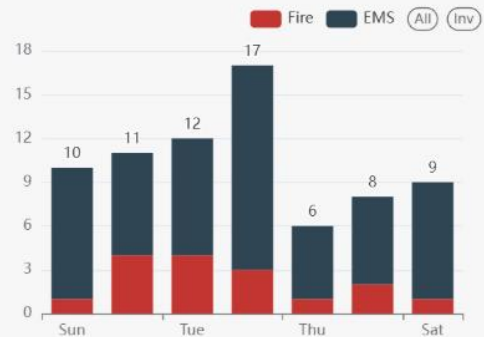
Average Daily Incidents Department Wide

2.35

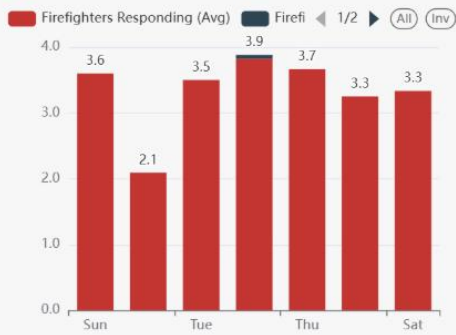
Incident Count by Hour of Day



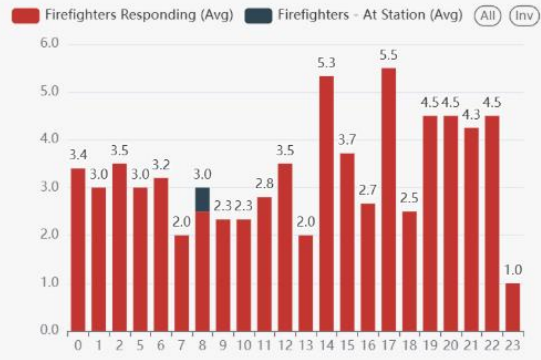
Incident Count Day of Week



Firefighter Response by Day of Week (Avg)



Firefighter Response by Hour of Day (Avg)



Incidents - Fire

16

Incidents - EMS

57

"Dispatch" to "Clear"
(Average)

27m 30s

Content Loss

\$0

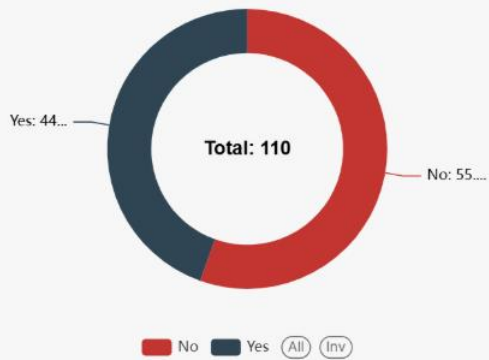
Property Loss

\$750

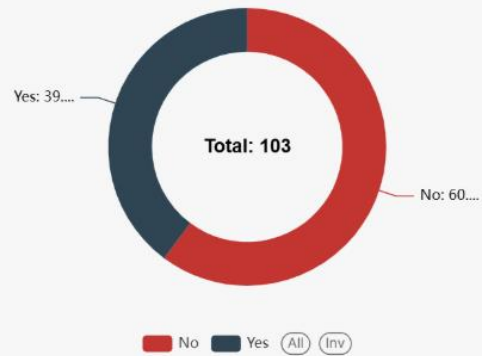
Total Property & Content
Losses

\$750

Turn Out Goal Met? (5 Minutes)



Time to Arrival Goal Met? - (10:00)



Mutual Aid Given

3

Mutual Aid Given

Show

entries

Provided Mutual Aid	# Incidents
Nowthen Fire Department	2
Oak Grove Fire Department	1

Mutual Aid Received

0

