


**CERTIFICATE OF TRUE COPY  
FEBRUARY 11, 2025 SPECIAL ELECTION RESULTS**

STATE OF WASHINGTON            )  
  )ss  
County of Skamania            )

I, ROBERT J. WAYMIRE, Skamania County Auditor, hereby certify the attached to be a true and correct copy of the official returns of the Special Election held in Skamania County, State of Washington, on February 11, 2025.

GIVEN under my hand and official seal this 21<sup>st</sup> day of February 2025.



  
\_\_\_\_\_  
ROBERT J WAYMIRE, Skamania County Auditor and  
ex-officio Supervisor of Elections

Statement of Votes Cast by Geography  
 Skamania County, 2025 February Special, Feb 11, 2025  
 All Precincts, All Districts, All Counter Groups, All ScanStations, All Contests, All Boxes  
 Total Ballots Cast: 600, Registered Voters: 1559, Overall Turnout: 38.49%  
 5 precincts reported out of 6 total

Choice	Votes	Vote %	AB	ED	EV
--------	-------	--------	----	----	----

**All Precincts**

**Mt. Pleasant - Maintenance and Operations Levy (Vote for 1)**

**103 ballots (0 over voted ballots, 0 overvotes, 0 undervotes), 319 registered voters, turnout 32.29%**

Levy... YES	56	54.37%	0	56	0
Levy... NO	47	45.63%	0	47	0
Total	103	100.00%	0	103	0
Overvotes	0				
Undervotes	0				

**City of Stevenson Transportation Benefit District (Vote for 1)**

**497 ballots (0 over voted ballots, 0 overvotes, 0 undervotes), 1240 registered voters, turnout 40.08%**


Yes	275	55.33%	0	275	0
No	222	44.67%	0	222	0
Total	497	100.00%	0	497	0
Overvotes	0				
Undervotes	0				




**Oath of Authenticity**


STATE OF WASHINGTON )  
 ) ss.  
COUNTY OF SKAMANIA )

I solemnly swear that the unofficial returns and supporting documentation of the Special Election held on February 11, 2025 in Skamania County, State of Washington, are true and correct.

  
Robert J. Waymire, County Auditor

Subscribed and sworn before me this 21<sup>st</sup> day of February 2025

  
Asa Leckie, County Legislative Authority (witness)


  
Adam Kick, County Prosecuting Attorney (witness)


**Certification of the Canvassing Board**


STATE OF WASHINGTON )  
 ) ss.  
COUNTY OF SKAMANIA )


The undersigned officers designated by law as constituting the Canvassing Board for the County of Skamania, State of Washington, hereby certify that this is a full, true and correct copy of the Abstract of Votes including the cumulative results, precinct results, and reconciliation report of votes cast at the Special Election, held on February 11, 2025, in Skamania County, State of Washington, and that the following are the true and reconciled numbers of voters and votes counted.

Witness our hands and official seal this 21<sup>st</sup> day of February 2025



  
Robert J. Waymire, County Auditor

  
Asa Leckie, County Legislative Authority

  
Adam Kick, County Prosecuting Attorney

Statement of Votes Cast by Geography  
 Skamania County, 2025 February Special, Feb 11, 2025  
 All Precincts, All Districts, All Counter Groups, All ScanStations, All Contests, All Boxes  
 Total Ballots Cast: 600, Registered Voters: 1559, Overall Turnout: 38.49%  
 5 precincts reported out of 6 total

Choice	Votes	Vote %	AB	ED	EV
--------	-------	--------	----	----	----

**All Precincts**

**Mt. Pleasant - Maintenance and Operations Levy (Vote for 1)**

**103 ballots (0 over voted ballots, 0 overvotes, 0 undervotes), 319 registered voters, turnout 32.29%**

Levy... YES	56	54.37%	0	56	0
Levy... NO	47	45.63%	0	47	0
<b>Total</b>	<b>103</b>	<b>100.00%</b>	<b>0</b>	<b>103</b>	<b>0</b>
Overvotes	0				
Undervotes	0				

**City of Stevenson Transportation Benefit District (Vote for 1)**

**497 ballots (0 over voted ballots, 0 overvotes, 0 undervotes), 1240 registered voters, turnout 40.08%**

Yes	275	55.33%	0	275	0
No	222	44.67%	0	222	0
<b>Total</b>	<b>497</b>	<b>100.00%</b>	<b>0</b>	<b>497</b>	<b>0</b>
Overvotes	0				
Undervotes	0				



Statement of Votes Cast by Geography  
 Skamania County, 2025 February Special, Feb 11, 2025  
 All Precincts, All Districts, All Counter Groups, All ScanStations, All Contests, All Boxes  
 Total Ballots Cast: 600, Registered Voters: 1559, Overall Turnout: 38.49%  
 5 precincts reported out of 6 total

**Precinct MT. PLEASANT**

**Mt. Pleasant - Maintenance and Operations Levy (Vote for 1)**  
**102 ballots (0 over voted ballots, 0 overvotes, 0 undervotes), 305 registered voters, turnout 33.44%**

Choice	Votes	Vote %	AB	ED	EV
Levy... YES	56	54.90%	0	56	0
Levy... NO	46	45.10%	0	46	0
Total	102	100.00%	0	102	0
Overvotes	0				
Undervotes	0				

**Precinct SKYE**

**Mt. Pleasant - Maintenance and Operations Levy (Vote for 1)**  
**0 ballots (0 over voted ballots, 0 overvotes, 0 undervotes), 8 registered voters, turnout 0.00%**

Choice	Votes	Vote %	AB	ED	EV
Levy... YES	0	0.00%	0	0	0
Levy... NO	0	0.00%	0	0	0
Total	0	0.00%	0	0	0
Overvotes	0				
Undervotes	0				

**Precinct CAPE HORN**

**Mt. Pleasant - Maintenance and Operations Levy (Vote for 1)**  
**1 ballots (0 over voted ballots, 0 overvotes, 0 undervotes), 6 registered voters, turnout 16.67%**

Choice	Votes	Vote %	AB	ED	EV
Levy... YES	0	0.00%	0	0	0
Levy... NO	1	100.00%	0	1	0
Total	1	100.00%	0	1	0
Overvotes	0				
Undervotes	0				

**Precinct MAPLE VIEW**

**City of Stevenson Transportation Benefit District (Vote for 1)**  
**264 ballots (0 over voted ballots, 0 overvotes, 0 undervotes), 668 registered voters, turnout 39.52%**

Choice	Votes	Vote %	AB	ED	EV
Yes	137	51.89%	0	137	0
No	127	48.11%	0	127	0
Total	264	100.00%	0	264	0
Overvotes	0				
Undervotes	0				

**Precinct NORTH STEVENSON**

**City of Stevenson Transportation Benefit District (Vote for 1)**  
**181 ballots (0 over voted ballots, 0 overvotes, 0 undervotes), 418 registered voters, turnout 43.30%**

Choice	Votes	Vote %	AB	ED	EV
Yes	116	64.09%	0	116	0
No	65	35.91%	0	65	0
Total	181	100.00%	0	181	0
Overvotes	0				
Undervotes	0				

**Precinct SOUTH STEVENSON**

**City of Stevenson Transportation Benefit District (Vote for 1)**  
**52 ballots (0 over voted ballots, 0 overvotes, 0 undervotes), 154 registered voters, turnout 33.77%**

Choice	Votes	Vote %	AB	ED	EV
Yes	22	42.31%	0	22	0
No	30	57.69%	0	30	0
Total	52	100.00%	0	52	0
Overvotes	0				
Undervotes	0				

**All Precincts**

**Mt. Pleasant - Maintenance and Operations Levy (Vote for 1)**  
**103 ballots (0 over voted ballots, 0 overvotes, 0 undervotes), 319 registered voters, turnout 32.29%**

Choice	Votes	Vote %	AB	ED	EV
Levy... YES	56	54.37%	0	56	0

Statement of Votes Cast by Geography  
 Skamania County, 2025 February Special, Feb 11, 2025  
 All Precincts, All Districts, All Counter Groups, All ScanStations, All Contests, All Boxes  
 Total Ballots Cast: 600, Registered Voters: 1559, Overall Turnout: 38.49%  
 5 precincts reported out of 6 total

Choice	Votes	Vote %	AB	ED	EV
Levy... NO	47	45.63%	0	47	0
Total	103	100.00%	0	103	0
Overvotes	0				
Undervotes	0				

**City of Stevenson Transportation Benefit District (Vote for 1)**

**497 ballots (0 over voted ballots, 0 overvotes, 0 undervotes), 1240 registered voters, turnout 40.08%**

Yes	275	55.33%	0	275	0
No	222	44.67%	0	222	0
Total	497	100.00%	0	497	0
Overvotes	0				
Undervotes	0				



# Skamania County Auditor

## Reconciliation Form

### General information

County name Skamania  
 Election date 2/11/2025

### Registered voters eligible to participate

Active registered voters 1,559  
 Inactive registered voters 37

### Category Reconciliation (detailed accounting of ballots)

	Issued (number of voters issued ballots)	Credited voters in VoteWA (envelopes containing ballots)	Ballots Accepted (Counted / Tabulated)	Ballots not counted		Discrepancy (If zero, category balances)
				Ballots forwarded to other counties	Ballots Rejected	
UOCAVA	28	4	4	N/A	0	0
Federal write-in	N/A	0	0	N/A	0	0
Provisional	0	0	0	0	0	0
DREs	0	0	0	N/A	0	0
All voters not reported in above categories	1,542	602	596	0	6	0
<b>Total for all voter categories</b>	<b>1,570</b>	<b>606</b>	<b>600</b>	<b>0</b>	<b>6</b>	<b>0</b>

### Summary

#### Reconciliation

##### Overall Ballot Reconciliation

Ballots Received	606
Ballots Accepted	600
Ballots Not Counted	6
Discrepancy	0

##### Voters credited to ballots counted

Credited voters in VoteWA	600
Credited envelopes without ballots	0
Voters not credited in VoteWA (examples: FWAB or ACP)	0
<b>Total valid ballots</b>	<b>600</b>
Discrepancy	0

#### Additional Information

##### Replacement Ballots

Requested	5
Issued	5
Returned	3
Counted	3
Rejected	0

##### Return method

Email	2
Fax	0
Deposited at staffed, unstaffed deposit sites and voting centers	347
Non-UOCAVA returned by Fax or Email	0

##### Generation method

VoteWA	4
Other online programs	0
PDF originating from county	0
Non-UOCAVA ballots issued electronically	0

##### AVU

Estimated number of paper ballots printed by AVU	0
--	---

#### Category discrepancy explanation

#### VoteWA discrepancy explanation

Report prepared by: N. PHILLIPS

Date: February 20, 2025

Contact number: 509-427-3730