



# DOWNTOWN STEVENSON PARKING REPORT

2021 DATA

DECEMBER PRESENTATION

# PROJECT ACTIONS

- Engage Shareholders
- Inventory Parking Supply
- Assess Parking Demand
- Recommend Actions to Balance Supply & Demand

# INVENTORY SUMMARY

## CURBSIDE

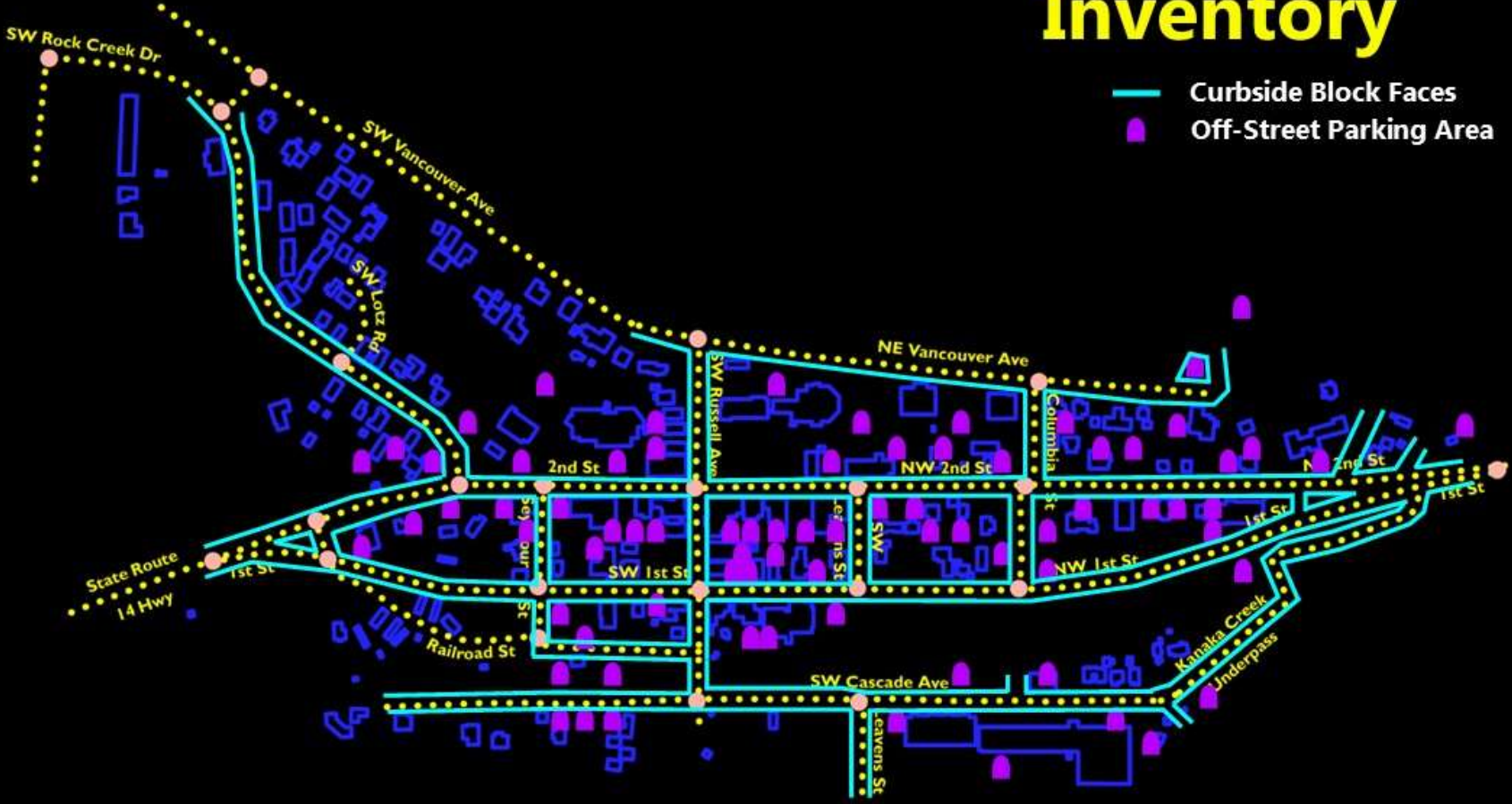
- 541 Spaces
- Census of all 1199 features along 25 Blocks
- 11 Attributes assessed for each feature

## OFF-STREET

- 1055 Spaces
- Sample of 74 parking areas (excludes residential-only lots)
- 9 Attributes assessed for each lot

# Inventory

- Curbside Block Faces
- Off-Street Parking Area



**FIGURE 2-2: OVERALL PARKING INVENTORY, HIGHLIGHTING ADA SCARCITY**

<b>Parking Configuration</b>	<b>Core Area Parking Inventory</b>	<b>Business Area Parking Inventory</b>	<b>Total Downtown Parking Inventory</b>
<b>Curbside Parking Subtotal</b>	<b>218</b>	<b>323</b>	<b>541</b>
Unstriped Used Spaces	11	16	18
Striped Parallel Spaces	198	186	384
Striped Head-in Spaces	9	121	130
Curbside ADA Subtotal	0	2	2
<b>Off-Street Parking</b>	<b>615</b>	<b>440</b>	<b>1055</b>
Unstriped Space Estimate	310	203	513
Striped Spaces	305	237	542
Off-Street ADA Subtotal	18	11	29
<b>Combined Total</b>	<b>833</b>	<b>763</b>	<b>1596</b>
<b>ADA Total</b>	<b>18</b>	<b>13</b>	<b>31</b>

# POINT-IN-TIME USAGE STUDY

THURSDAY, 9/16

- Sunny
- Strong East Wind
- 279 Max Hour (2:00-3:00 & 4:00-5:00)



SATURDAY, 9/18

- Downpour
- 246 Max Hour (12:00-1:00)



# DISPLAYING USAGE STUDY RESULTS

## GUIDANCE DOCUMENT

- Green-to-Red
- Breaks at:
  - >85%
  - 84 - 70%
  - 69 – 55%
  - <55%



## STEVENSON DOCUMENT

- Green-to-Red
- Breaks at:
  - >85%
  - 84 - 55%
  - 54 – 25%
  - <25%



# INTERPRETING USAGE STUDY RESULTS – THE 85% RULE

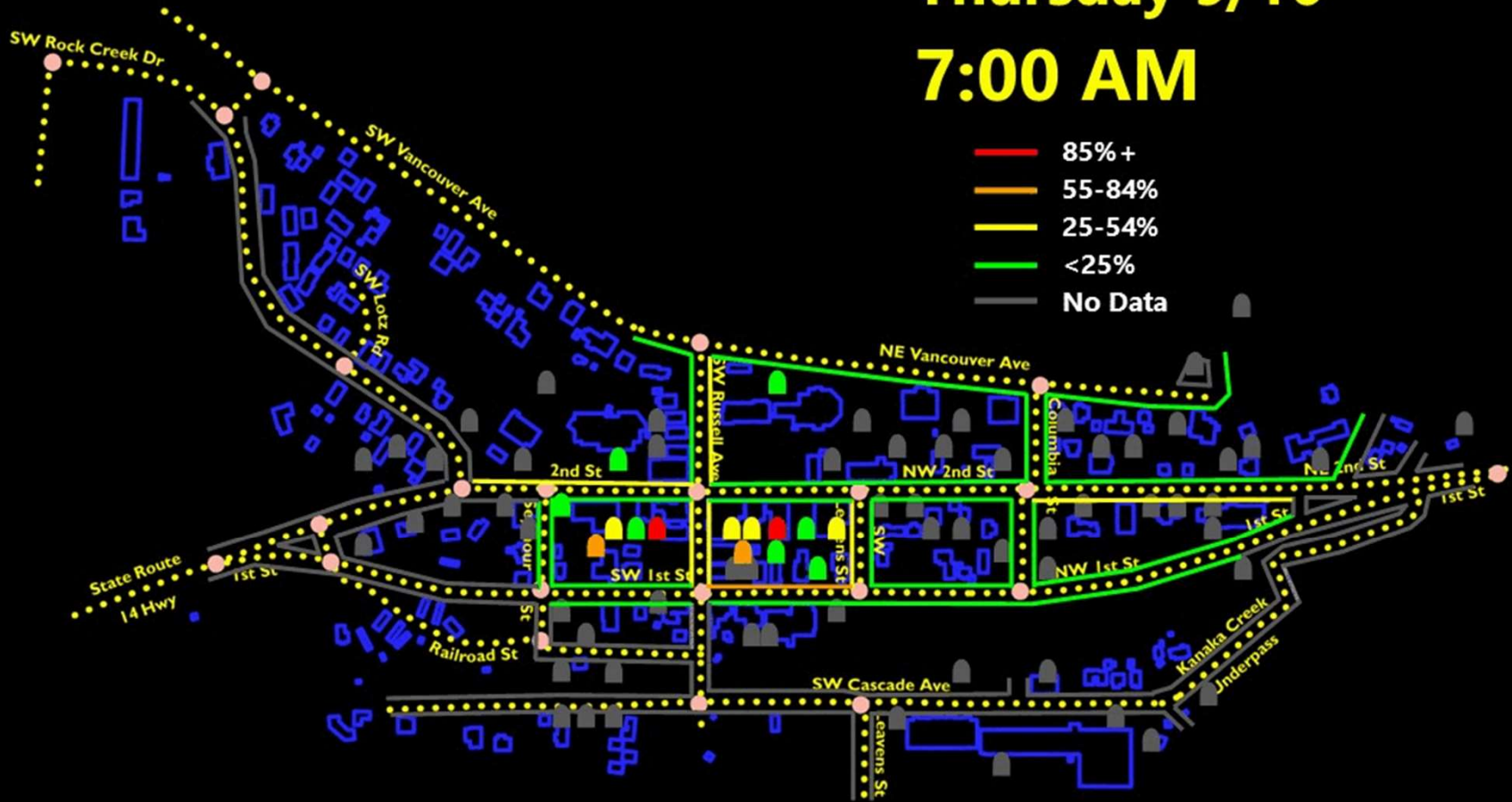
- The 85% Rule views parking through an economic lens and establishes a threshold where:
  - Enough parking is available to new vehicles, and
  - Enough parking is in use to justify its expense
- **Red:** Not enough parking is available; past investments in parking are realized; new investments should be made
- **Orange:** Enough parking is available; past investments in parking are realized; new investments may be advisable
- **Yellow:** Enough parking is available; past investments are not realized; new investments may soon be advisable
- **Green:** Enough parking is available; past investments are not realized; no new investments should be made

**GREEN IS NOT GOOD!**



# Thursday 9/16 7:00 AM

- 85%+
- 55-84%
- 25-54%
- <25%
- No Data



The background is a dark blue gradient. In the corners, there are white, stylized circuit board traces with small circles at the end of the lines, resembling a PCB layout.

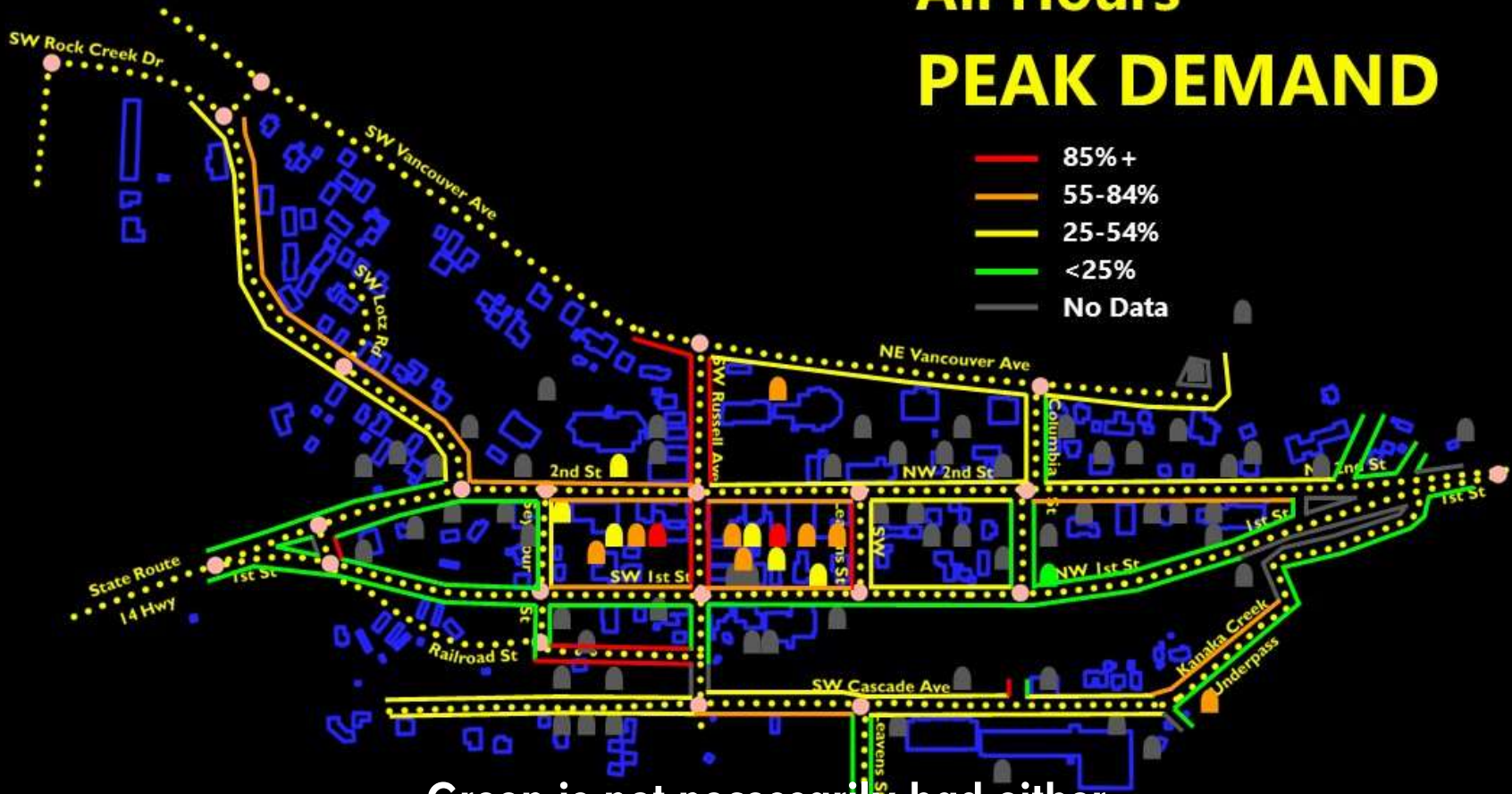
THAT'S A LOT OF GREEN!

GREEN IS NOT GOOD!

**Green is not necessarily bad either**

# All Hours PEAK DEMAND

- 85% +
- 55-84%
- 25-54%
- <25%
- No Data



Green is not necessarily bad either

# SCOPE OF RECOMMENDATIONS

- Continue monitoring usage
- Better signage to unused spaces
- Timed parking restrictions
- Metered parking
- Resident parking passes
- Parking lot construction (public or private)

# SOURCE OF RECOMMENDATIONS

- Parking Advisory Committee (8 downtown shareholders)
- Draft Downtown Plan
- Public preference questionnaires

