

GOVERNMENT PROFILE:

City of South Bend



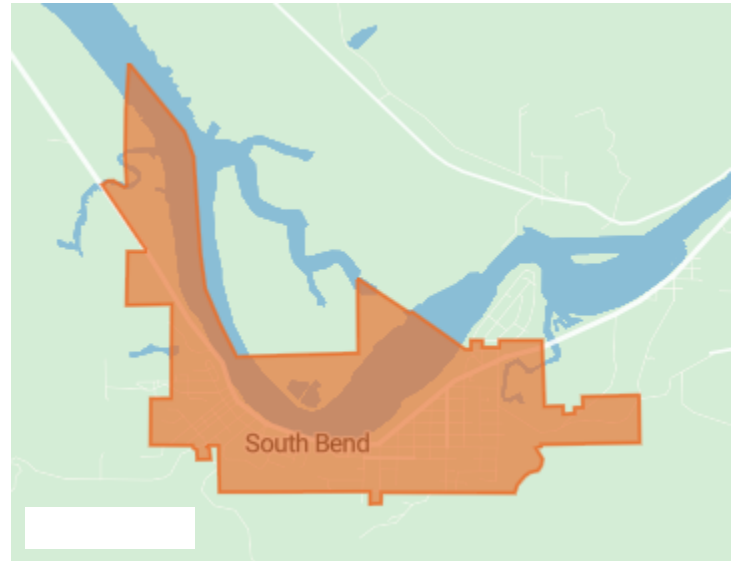
Report prepared: November 20, 2019, 10:08 AM

For detailed, interactive analysis visit: <https://portal.sao.wa.gov/FIT/?mcag=0554>

About this Government

Legal name: City of South Bend
Address: South Bend, WA 98586
Website: www.southbend-wa.gov

Government Type: City/Town
Basis of Accounting: BARS Cash Basis
Fiscal year end: 12/31
Date Established: January 1, 1890
Population: 1,625 (as of data published: 2018)
Status: Active



Filing Status:

Filed on time
 Most recent data filed on April 8, 2019

Finances at a Glance

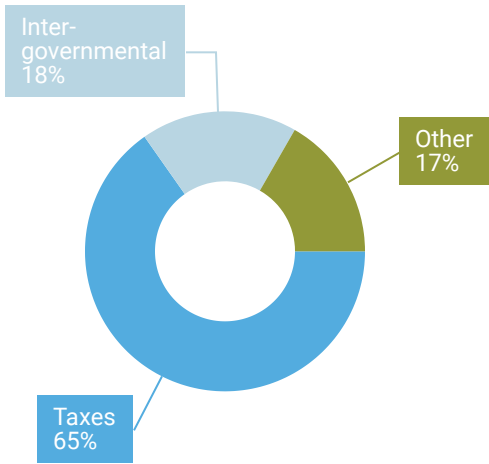
Revenues (FY 2018)	\$3,803,718	
Expenditures (FY 2018)	\$2,435,092	

Financial Health Indicators

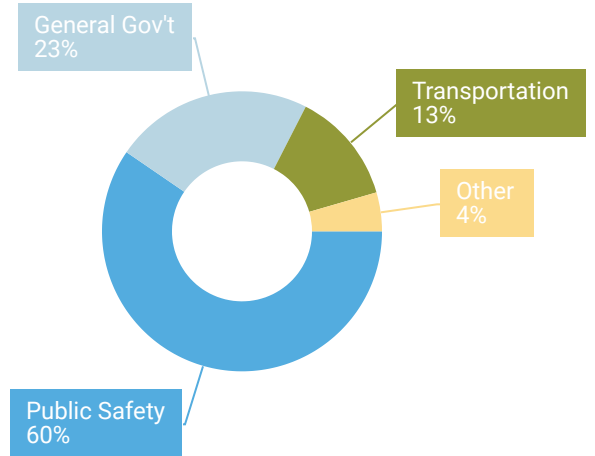
Having a particular Outlook does not necessarily indicate financial stability or stress. We designed the indicators to alert viewers to potential financial health concerns by comparing the ratios to our recommended thresholds. In many cases, further inquiry is recommended and is it important to point out governments may have measures different than our guidelines.

Cash Balance Sufficiency Outlook: CAUTIONARY One or more indicators has an outlook that is cautionary	Change in Cash Position Outlook: CAUTIONARY One or more indicators has an outlook that is cautionary	Governmental Funds Sustainability Outlook: GOOD All indicators have a good outlook or are indeterminate
Debt Load Outlook: GOOD All indicators have a good outlook or are indeterminate	Enterprise Self-Sufficiency Outlook: GOOD All indicators have a good outlook or are indeterminate	

Governmental Services



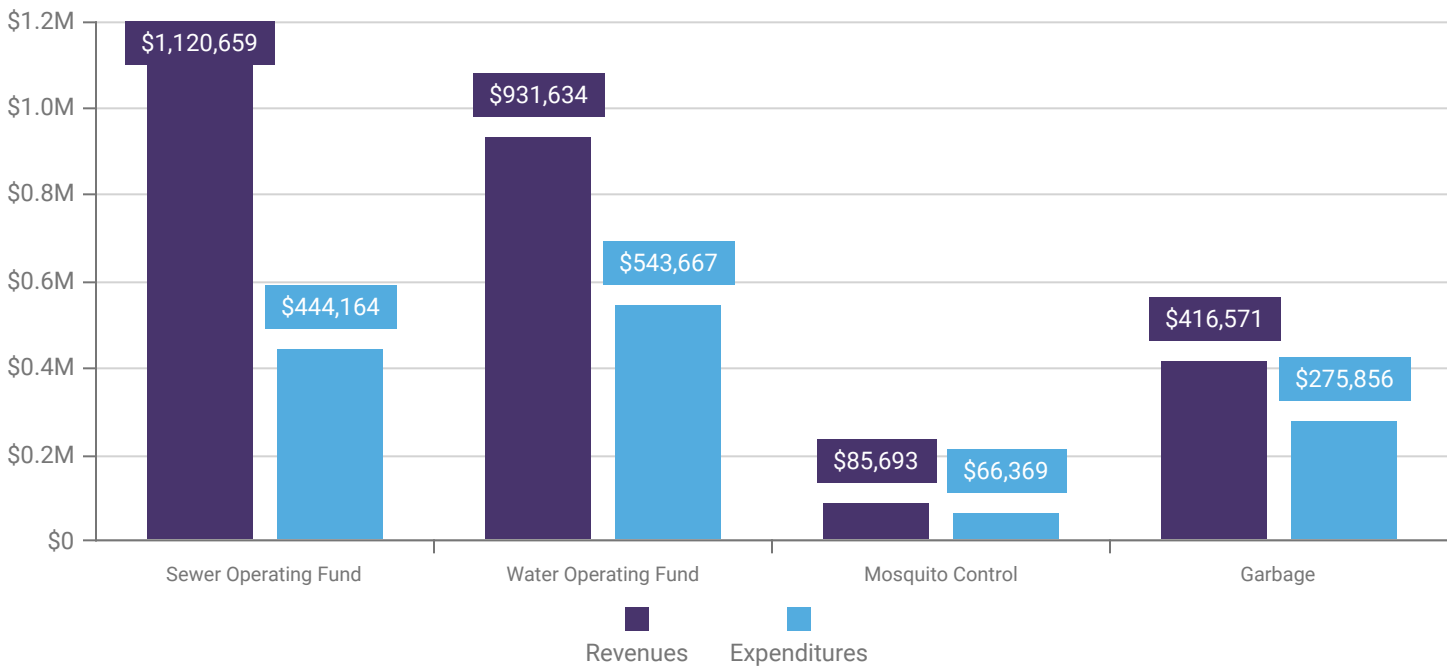
Governmental Revenues
(FY 2018): \$1,249,161



Governmental Expenditures
(FY 2018): \$1,105,035



Enterprise Services



Enterprise Revenues \$2,554,557 vs.
Enterprise Expenditures \$1,330,057
(FY 2018)

Report prepared: November 20, 2019, 10:08 AM | For detailed, interactive analysis visit: <https://portal.sao.wa.gov/FIT/?mcag=0554>