

GOVERNMENT PROFILE:

City of Bingen



Report prepared: November 20, 2019, 10:04 AM

For detailed, interactive analysis visit: <https://portal.sao.wa.gov/FIT/?mcag=0477>

About this Government

Legal name: City of Bingen
Address: Bingen, WA 98605
Website: www.bingenwashington.org

Government Type: City/Town
Basis of Accounting: BARS Cash Basis
Fiscal year end: 12/31
Date Established: January 1, 1924
Population: 735 (as of data published: 2018)
Status: Active



Filing Status:

Filed on time

Most recent data filed on May 30, 2019

Finances at a Glance

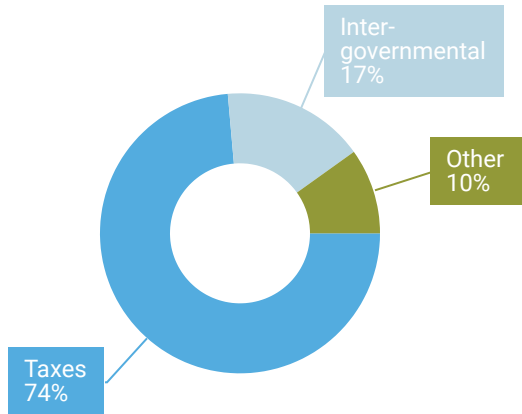
Revenues (FY 2018)	\$2,339,183	
Expenditures (FY 2018)	\$1,848,666	

Financial Health Indicators

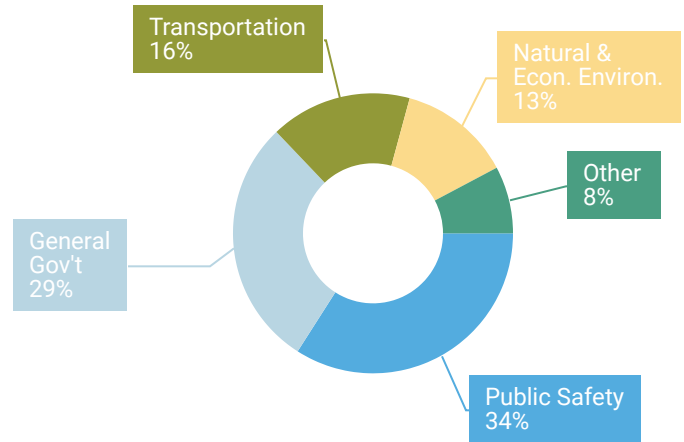
Having a particular Outlook does not necessarily indicate financial stability or stress. We designed the indicators to alert viewers to potential financial health concerns by comparing the ratios to our recommended thresholds. In many cases, further inquiry is recommended and is it important to point out governments may have measures different than our guidelines.

Cash Balance Sufficiency	Change in Cash Position	Governmental Funds Sustainability
<p>Outlook: GOOD All indicators have a good outlook or are indeterminate</p>	<p>Outlook: CONCERNING One or more indicators has an outlook that is concerning</p>	<p>Outlook: GOOD All indicators have a good outlook or are indeterminate</p>
Debt Load	Enterprise Self-Sufficiency	
<p>Outlook: GOOD All indicators have a good outlook or are indeterminate</p>	<p>Outlook: CAUTIONARY One or more indicators has an outlook that is cautionary</p>	

Governmental Services

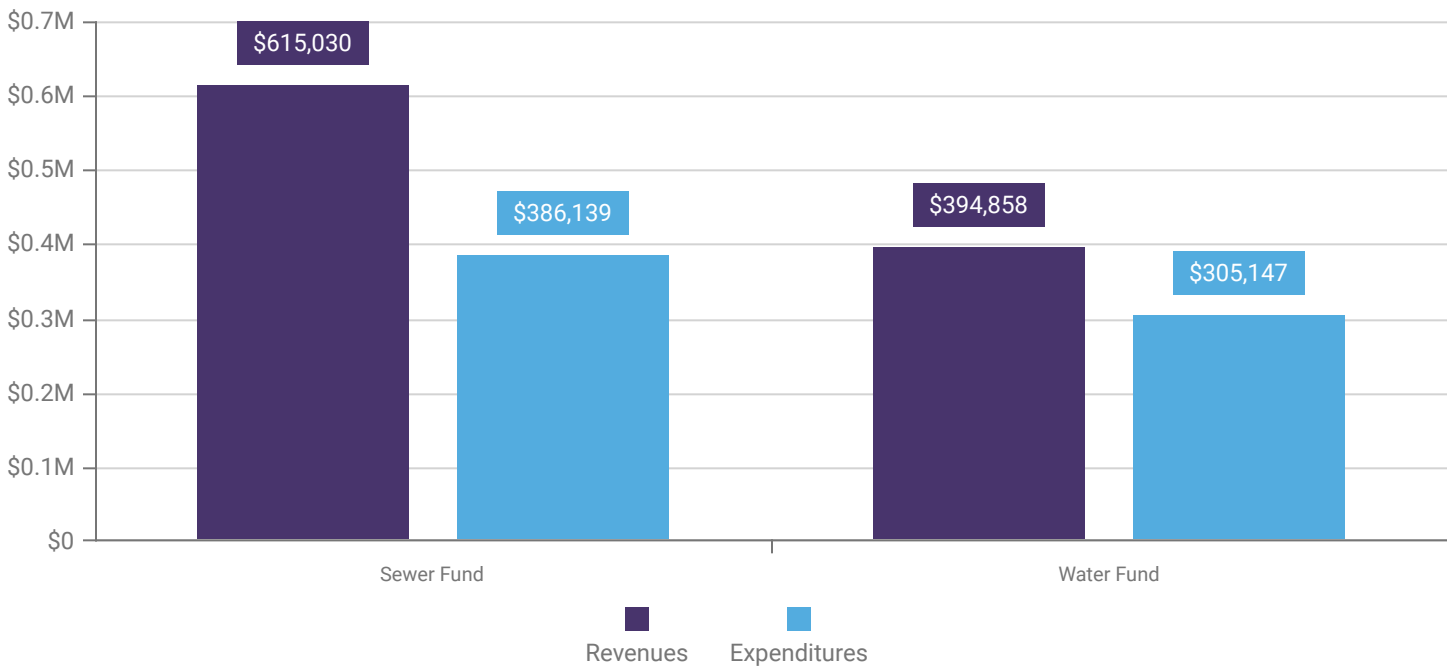


Governmental Revenues
(FY 2018): \$1,329,295



Governmental Expenditures
(FY 2018): \$1,157,380

Enterprise Services



Enterprise Revenues \$1,009,888 vs.
Enterprise Expenditures \$691,286
(FY 2018)