

GOVERNMENT PROFILE:

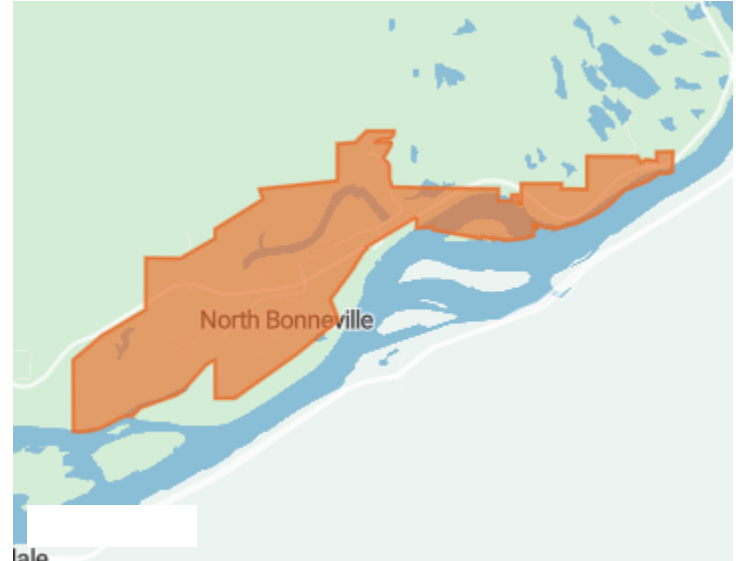
City of North Bonneville



Report prepared: November 20, 2019, 10:06 AM
For detailed, interactive analysis visit: <https://portal.sao.wa.gov/FIT/?mcag=0650>

About this Government

- Legal name:** City of North Bonneville
- Address:** North Bonneville, WA 98639
- Website:** www.northbonneville.net
- Government Type:** City/Town
- Basis of Accounting:** BARS Cash Basis
- Fiscal year end:** 12/31
- Date Established:** January 1, 1935
- Population:** 1,015 (as of data published: 2018)
- Status:** Active



Filing Status:

Filed on time
Most recent data filed on May 30, 2019

Finances at a Glance

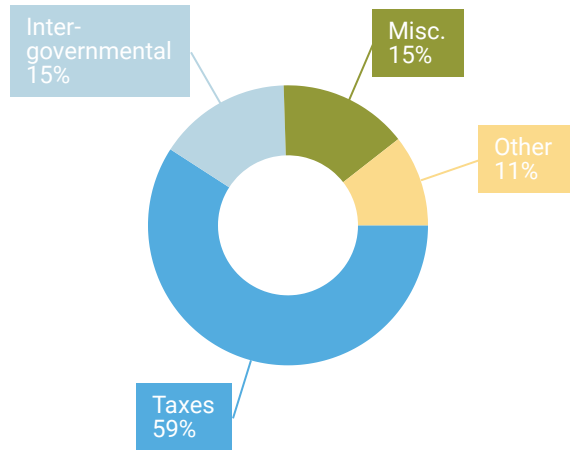
Revenues (FY 2018)	\$1,268,956	
Expenditures (FY 2018)	\$1,289,465	

Financial Health Indicators

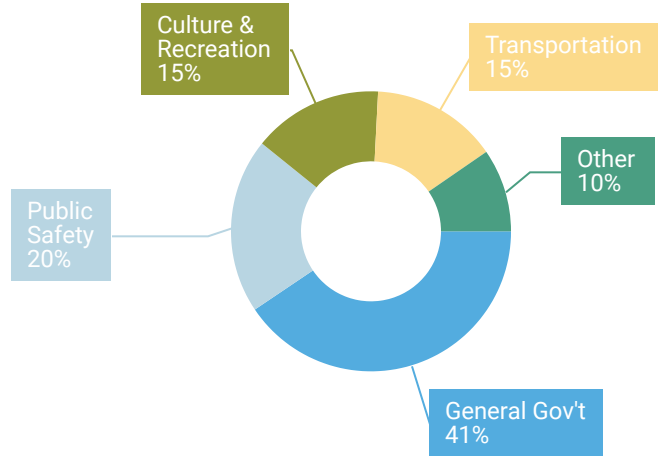
Having a particular Outlook does not necessarily indicate financial stability or stress. We designed the indicators to alert viewers to potential financial health concerns by comparing the ratios to our recommended thresholds. In many cases, further inquiry is recommended and is it important to point out governments may have measures different than our guidelines.

Cash Balance Sufficiency Outlook: CONCERNING One or more indicators has an outlook that is concerning	Change in Cash Position Outlook: CONCERNING One or more indicators has an outlook that is concerning	Governmental Funds Sustainability Outlook: CAUTIONARY One or more indicators has an outlook that is cautionary
Debt Load Outlook: GOOD All indicators have a good outlook or are indeterminate	Enterprise Self-Sufficiency Outlook: CONCERNING One or more indicators has an outlook that is concerning	

Governmental Services



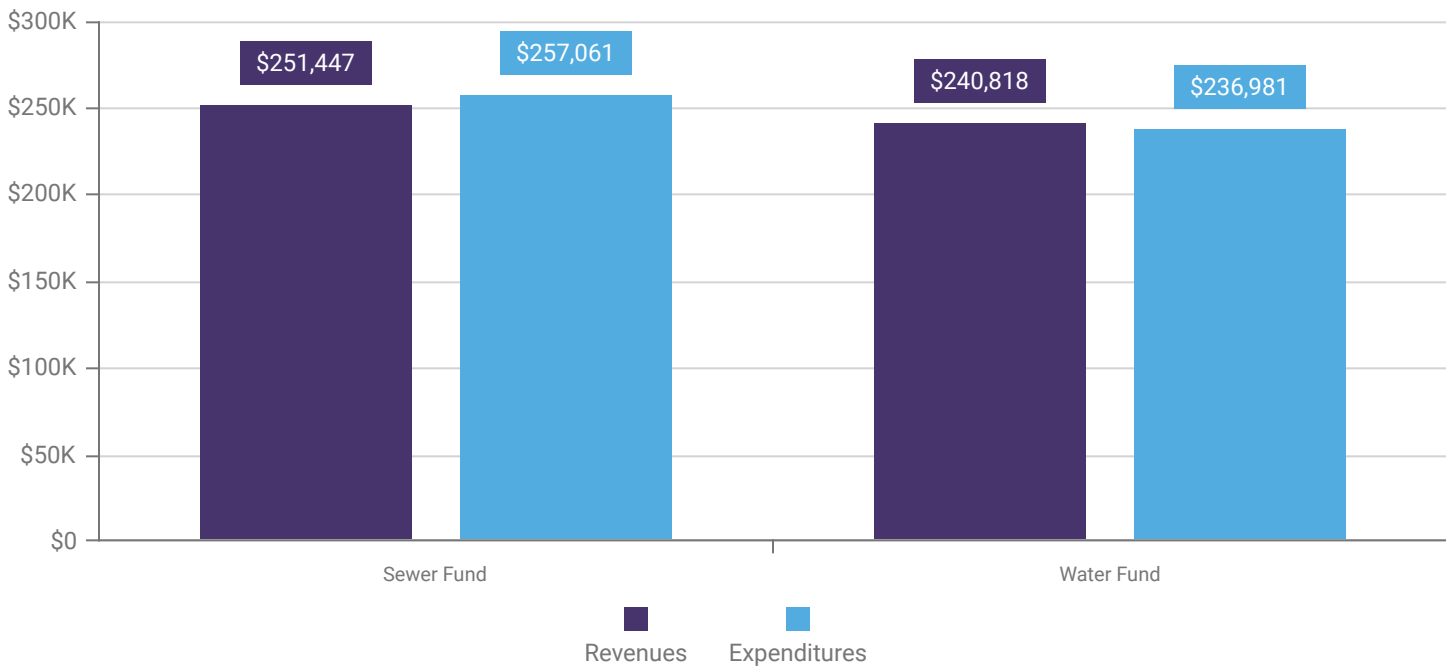
Governmental Revenues
(FY 2018): \$776,691



Governmental Expenditures
(FY 2018): \$795,424



Enterprise Services



Enterprise Revenues \$492,265 vs.
Enterprise Expenditures \$494,042
(FY 2018)

Report prepared: November 20, 2019, 10:06 AM | For detailed, interactive analysis visit: <https://portal.sao.wa.gov/FIT/?mcag=0650>