

GOVERNMENT PROFILE:

City of Stevenson



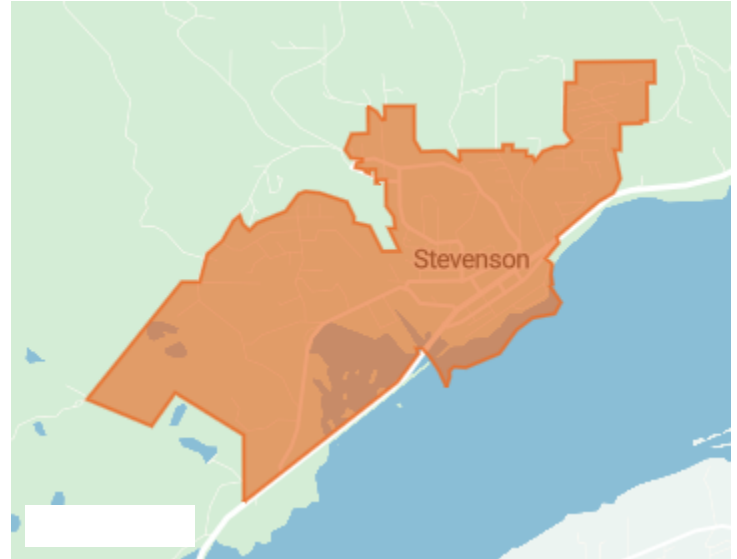
Report prepared: November 20, 2019, 9:39 AM

For detailed, interactive analysis visit: <https://portal.sao.wa.gov/FIT/?mcag=0652>

About this Government

Legal name: City of Stevenson
Address: Stevenson, WA 98648
Website: <http://ci.stevenson.wa.us/>

Government Type: City/Town
Basis of Accounting: BARS Cash Basis
Fiscal year end: 12/31
Date Established: January 1, 1907
Population: 1,575 (as of data published: 2018)
Status: Active



Filing Status:

Filed on time
 Most recent data filed on May 20, 2019

Finances at a Glance

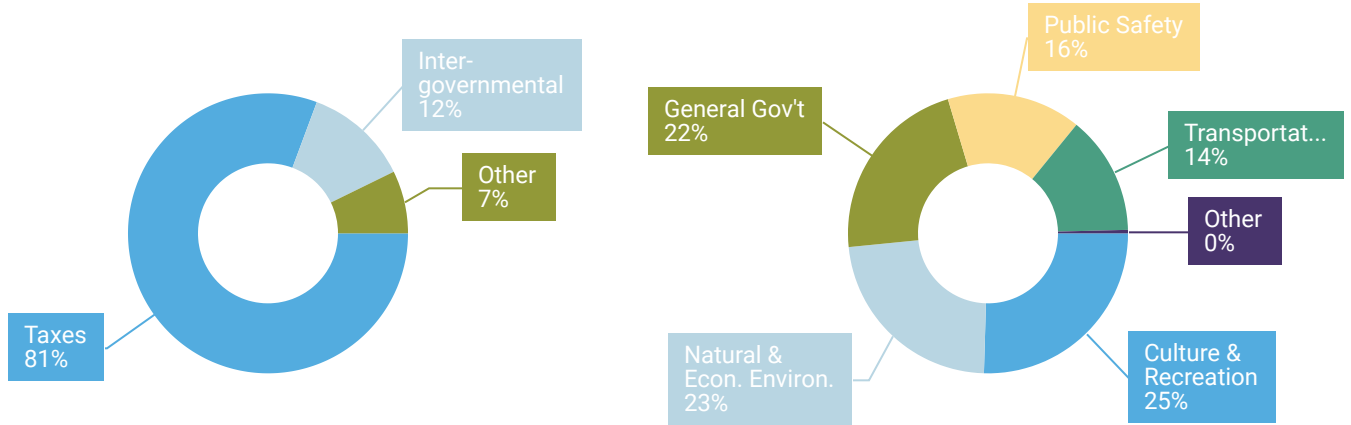
| | | |
|------------------------|-------------|--|
| Revenues (FY 2018) | \$3,279,434 | |
| Expenditures (FY 2018) | \$2,710,660 | |

Financial Health Indicators

Having a particular Outlook does not necessarily indicate financial stability or stress. We designed the indicators to alert viewers to potential financial health concerns by comparing the ratios to our recommended thresholds. In many cases, further inquiry is recommended and is it important to point out governments may have measures different than our guidelines.

| | | |
|--|---|--|
| Cash Balance Sufficiency | Change in Cash Position | Governmental Funds Sustainability |
| <p>Outlook: GOOD All indicators have a good outlook or are indeterminate</p> | <p>Outlook: CONCERNING One or more indicators has an outlook that is concerning</p> | <p>Outlook: GOOD All indicators have a good outlook or are indeterminate</p> |
| Debt Load | Enterprise Self-Sufficiency | |
| <p>Outlook: GOOD All indicators have a good outlook or are indeterminate</p> | <p>Outlook: GOOD All indicators have a good outlook or are indeterminate</p> | |

Governmental Services



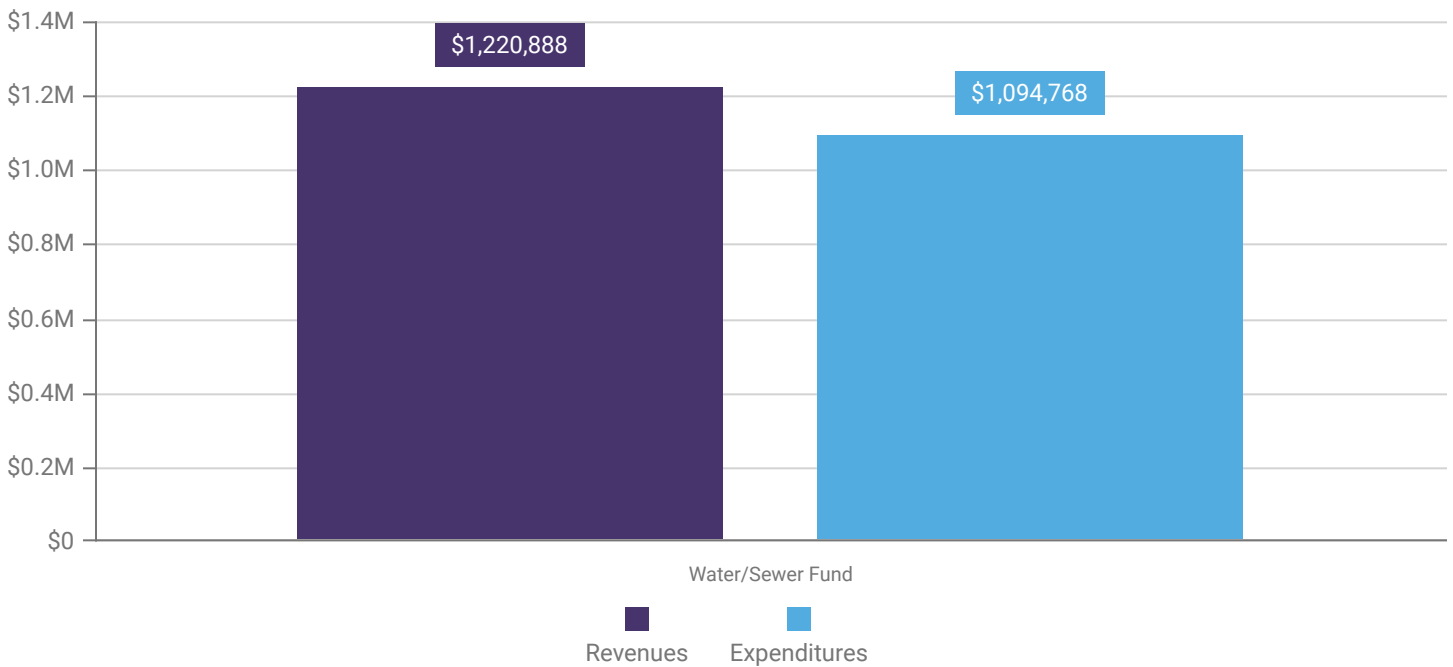
Governmental Revenues
(FY 2018): \$2,058,547



Governmental Expenditures
(FY 2018): \$1,615,892



Enterprise Services



Enterprise Revenues \$1,220,888 vs.
Enterprise Expenditures \$1,094,768
(FY 2018)