

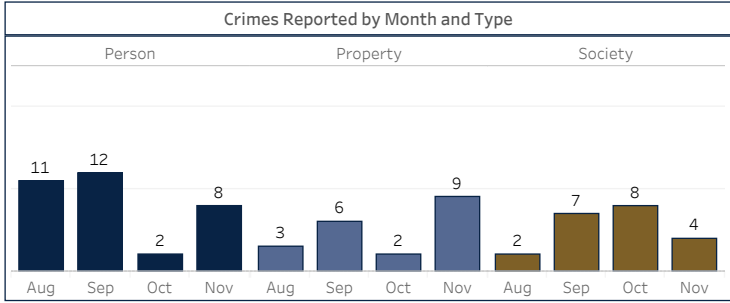


November 2024 Police Report

Release Date 2024-12-06

Offenses Reported¹

| Types | 2021 | 2022 | 2023 ² | 2024 YTD |
|---------------------|------------|------------|-------------------|------------|
| Person | 74 | 110 | 96 | 80 |
| Property | 59 | 92 | 117 | 61 |
| Society | 52 | 67 | 134 | 87 |
| Total Crimes | 185 | 269 | 347 | 228 |
| Crimes/1,000 Pop | 13.8 | 17.7 | 19.6 | |



Police Activity³

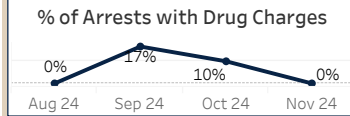
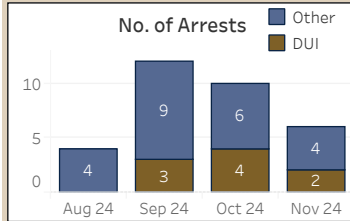
| | 2024 Monthly Avg ⁴ | Aug 24 | Sep 24 | Oct 24 | Nov 24 | November 2023 |
|---------------------------------|-------------------------------|--------|--------|--------|--------|---------------|
| Citizen Calls for Service (CFS) | 311 | 348 | 350 | 318 | 318 | 276 |
| Proactive Policing | 1,795 | 1,754 | 1,570 | 1,825 | 2,097 | 1,688 |

Select Call Types

| | 2024 Monthly Avg ⁴ | Aug 24 | Sep 24 | Oct 24 | Nov 24 | November 2023 |
|-----------------------------------|-------------------------------|--------|--------|--------|--------|---------------|
| Crash Response | 31 | 25 | 38 | 26 | 33 | 26 |
| Crisis/Mental Health ⁵ | 11 | 7 | 8 | 9 | 8 | 16 |
| Domestic Violence | 5 | 10 | 6 | 2 | 6 | 5 |
| Juvenile Activity | 18 | 18 | 18 | 19 | 19 | 18 |
| Location Checks ⁶ | 348 | 283 | 263 | 282 | 433 | 351 |
| Property Crime Calls ⁷ | 17 | 17 | 20 | 18 | 20 | 16 |
| School Checks | 41 | 38 | 44 | 50 | 36 | 43 |
| Traffic Stops | 322 | 275 | 284 | 261 | 315 | 401 |
| Welfare Checks | 21 | 20 | 19 | 16 | 22 | 28 |

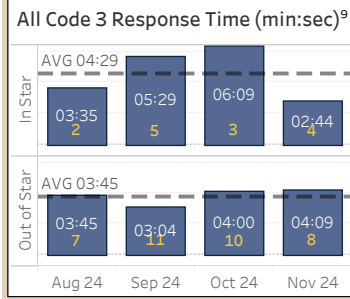
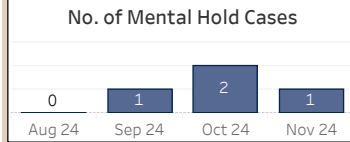
Case Report Types

- Person Crimes** = murder, manslaughter, rape/sodomy, assault, intimidation and kidnapping offenses
- Property Crimes** = robbery, burglary, larceny/theft, arson, destruction of property, counterfeiting, fraud, embezzlement, blackmail and stolen property offenses
- Society Crimes** = drugs/narcotics, gambling, pornography, prostitution and weapons law violations



Citations⁸

| | Aug 24 | Sep 24 | Oct 24 | Nov 24 |
|-------------|--------|--------|--------|--------|
| Infraction | 46 | 36 | 30 | 47 |
| Misdemeanor | 3 | 13 | 11 | 19 |



¹Offense Reports are compiled from NIBRS RMS. ²Counts updated to reflect NIBRS audit update. ³Police Activity reflects calls in the City of Star and all calls dispatched with a Star deputy. ⁴Monthly averages are based on all prior months of the current year. ⁵Calls are for Crisis/Mental Hold/Suicidal Subject/Attempted Suicide. ⁶Location checks include Construction Site, Property, and Security checks. ⁷Property Crime Calls include Theft, Vandalism, Burglary, Fraud. ⁸Infraction and Misdemeanor Citations issued by a Star deputy as listed in the current Patrol schedule. ⁹Code 3 Calls represent all incidents routed at Priority 3, where Priority 3 calls require an immediate emergency response.

