



January 2024 Police Report

Release Date 2024-02-15

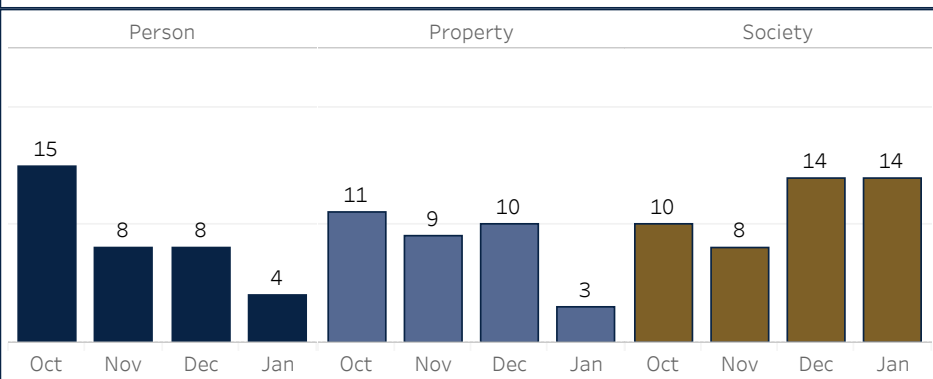
Offenses Reported¹

Types	2021	2022	2023	2024 YTD
Person	74	110	86	4
Property	59	92	106	3
Society	52	67	132	14
Total Crimes	185	269	324	21
Crimes/1,000 Pop	13.8	17.7	18.3	

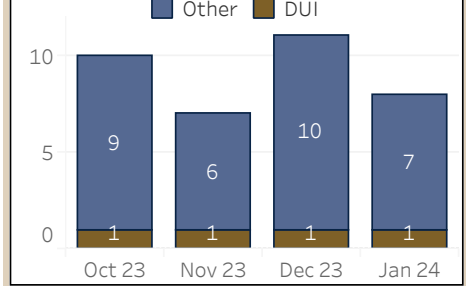
Case Report Types

- Person Crimes** = murder, manslaughter, rape/sodomy, assault, intimidation and kidnapping offenses
- Property Crimes** = robbery, burglary, larceny/theft, arson, destruction of property, counterfeiting, fraud, embezzlement, blackmail and stolen property offenses
- Society Crimes** = drugs/narcotics, gambling, pornography, prostitution and weapons law violations

Crimes Reported by Month and Type



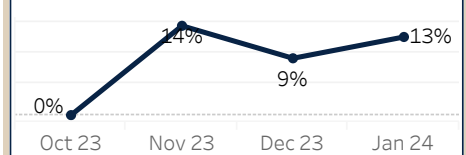
No. of Arrests



Police Activity²

	2024 Monthly Avg ³	Oct 23	Nov 23	Dec 23	Jan 24	January 2023
Citizen Calls for Service (CFS)	237	307	276	255	237	268
Proactive Policing	1,551	1,611	1,688	1,341	1,551	1,392

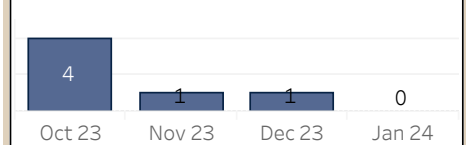
% of Arrests with Drug Charges



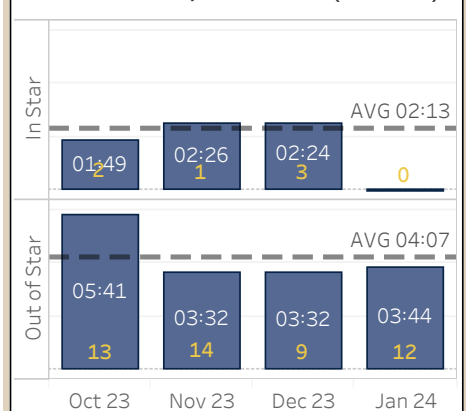
Select Call Types

	2024 Monthly Avg ³	Oct 23	Nov 23	Dec 23	Jan 24	January 2023
Crash Response	32	22	25	27	32	32
Crisis/Mental Health ⁴	7	14	13	9	7	12
Domestic Violence	4	5	5	4	4	10
Juvenile Activity	15	19	18	12	15	9
Location Checks ⁵	426	394	351	322	426	525
Property Crime Calls ⁶	10	26	16	20	10	13
School Checks	60	49	43	37	60	40
Traffic Stops	227	254	401	279	227	369
Welfare Checks	18	24	28	16	18	15

No. of Mental Hold Cases



All Code 3 Response Time (min:sec)⁷



¹Offense Reports are compiled from NIBRS RMS. ²Police Activity reflects calls within the City of Star and all calls dispatched with a Star deputy. ³Monthly averages are based on all prior months of the current year. ⁴Calls are for Crisis, Mental Holds, and Suicidal Subjects. ⁵Location checks include Construction Site, Property, and Security checks. ⁶Property Crime Calls include Theft, Vandalism, Burglary, Fraud. ⁷Code 3 Calls represent all incidents that are routed at Priority 3, where Priority 3 calls require an immediate emergency response.