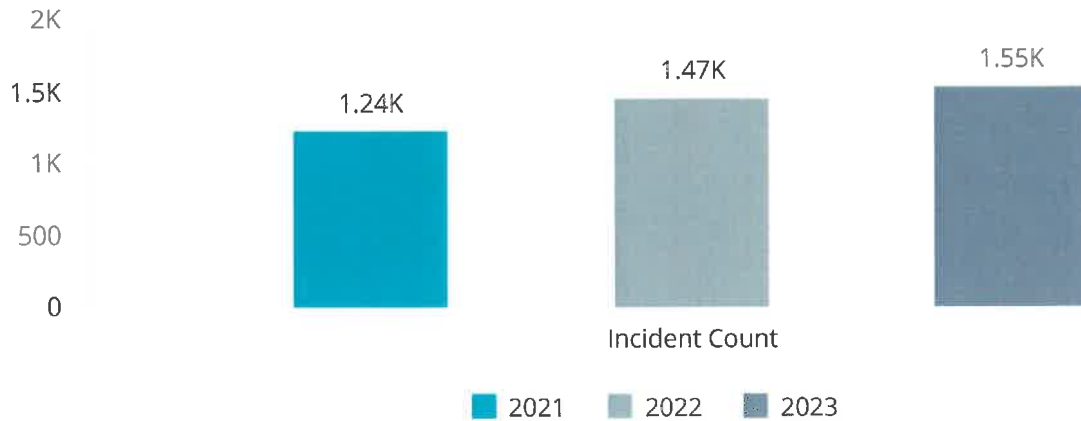


Mayor Report

May **AVG Response Tim...** **Acres Burned** **Dollar Loss**
 Count: **161** **6.57** **#N/A** Total Es... **13,000** | Total ... #N/A

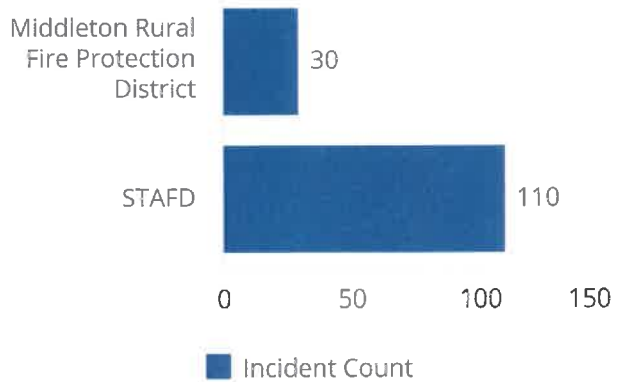
Incident Count By Year Group Comparison



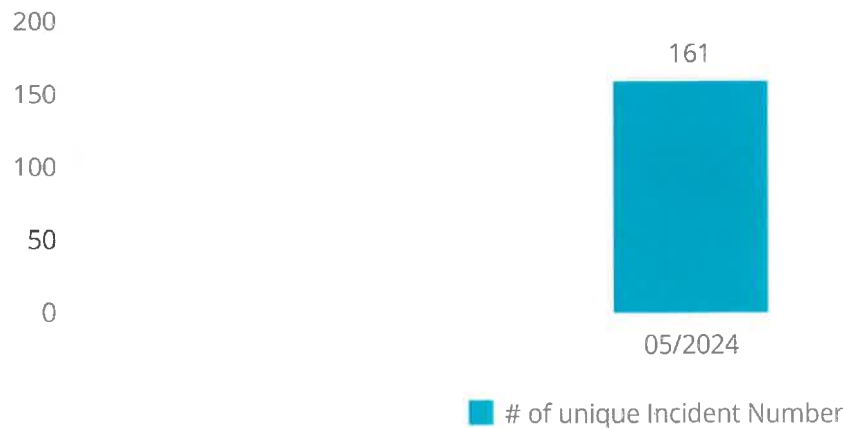
Count By Specific Call Types

Incident Type Group	Count
100 - Fire	12
300 - Rescue & EMS	91
400 - Hazardous Condition	5
500 - Service Call	27
600 - Good Intent Call	13
700 - False Alarm	6
Other	7
Count	161

District (Star and Middleton Only)



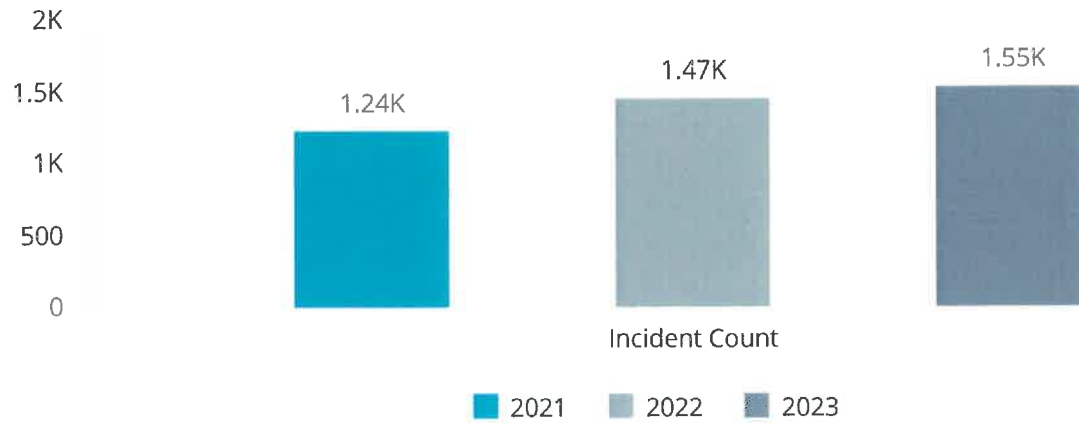
Incident County by Month



Mayor Report

YTD Count: 702
 AVG Response Tim... 6.70
 Acres Burned 3.41
 Dollar Loss Total Es... 18,000 | Total ... #N/A

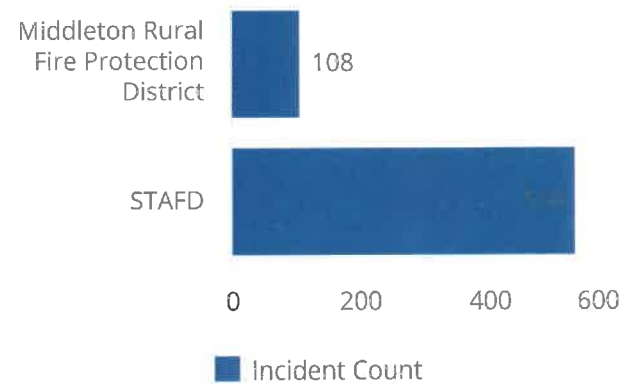
Incident Count By Year Group Comparison



Count By Specific Call Types

Incident Type Group	Count
100 - Fire	38
300 - Rescue & EMS	383
400 - Hazardous Condition	28
500 - Service Call	109
600 - Good Intent Call	83
700 - False Alarm	35
Other	26
Count	702

District (Star and Middleton Only)



Incident County by Month

