



February 2024 Police Report

Release Date 2024-03-14

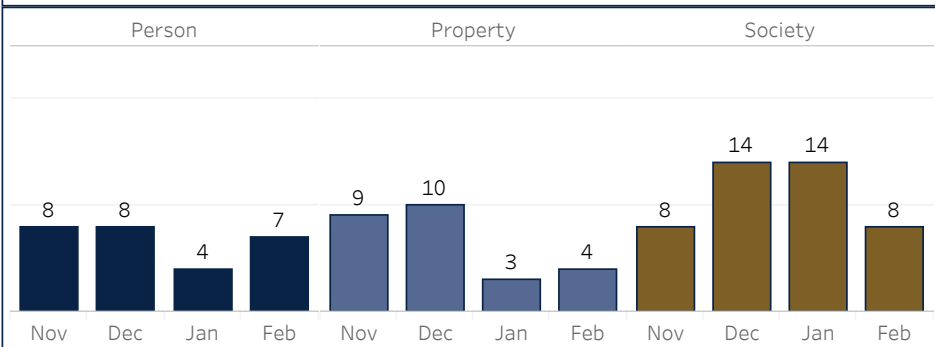
Offenses Reported¹

| Types | 2021 | 2022 | 2023 | 2024 YTD |
|-------------------------|-------------|-------------|-------------|-----------|
| Person | 74 | 110 | 86 | 11 |
| Property | 59 | 92 | 106 | 7 |
| Society | 52 | 67 | 132 | 22 |
| Total Crimes | 185 | 269 | 324 | 40 |
| Crimes/1,000 Pop | 13.8 | 17.7 | 18.3 | |

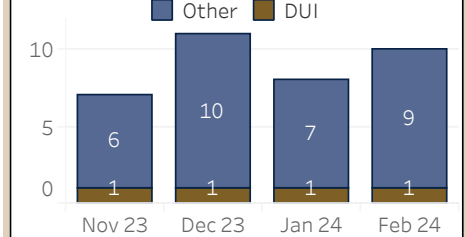
Case Report Types

- Person Crimes** = murder, manslaughter, rape/sodomy, assault, intimidation and kidnapping offenses
- Property Crimes** = robbery, burglary, larceny/theft, arson, destruction of property, counterfeiting, fraud, embezzlement, blackmail and stolen property offenses
- Society Crimes** = drugs/narcotics, gambling, pornography, prostitution and weapons law violations

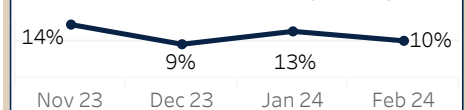
Crimes Reported by Month and Type



No. of Arrests



% of Arrests with Drug Charges



Police Activity²

| | 2024 Monthly Avg ³ | Nov 23 | Dec 23 | Jan 24 | Feb 24 | February 2023 |
|---------------------------------|-------------------------------|--------|--------|--------|--------|---------------|
| Citizen Calls for Service (CFS) | 237 | 276 | 255 | 255 | 218 | 227 |
| Proactive Policing | 1,815 | 1,688 | 1,341 | 1,633 | 1,996 | 1,048 |

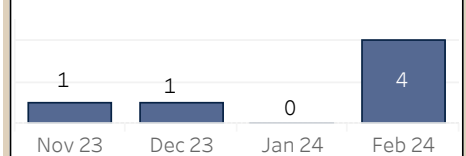
Misdemeanor Citations⁷

| Jan 24 | Feb 24 |
|--------|--------|
| 18 | 14 |


Select Call Types

| | 2024 Monthly Avg ³ | Nov 23 | Dec 23 | Jan 24 | Feb 24 | February 2023 |
|-----------------------------------|-------------------------------|--------|--------|--------|--------|---------------|
| Crash Response | 27 | 25 | 27 | 35 | 19 | 14 |
| Crisis/Mental Health ⁴ | 10 | 13 | 9 | 9 | 10 | 12 |
| Domestic Violence | 3 | 5 | 4 | 4 | 2 | 3 |
| Juvenile Activity | 17 | 18 | 12 | 15 | 19 | 7 |
| Location Checks ⁵ | 411 | 351 | 322 | 427 | 394 | 343 |
| Property Crime Calls ⁶ | 12 | 16 | 20 | 11 | 12 | 16 |
| School Checks | 54 | 43 | 37 | 65 | 43 | 53 |
| Traffic Stops | 346 | 401 | 279 | 251 | 440 | 261 |
| Welfare Checks | 21 | 28 | 16 | 20 | 22 | 21 |

No. of Mental Hold Cases



All Code 3 Response Time (min:sec)⁸



¹Offense Reports are compiled from NIBRS RMS. ²Police Activity reflects calls in the City of Star and all calls dispatched with a Star deputy. ³Monthly averages are based on all prior months of the current year. ⁴Calls are for Crisis, Mental Holds, and Suicidal Subjects. ⁵Location checks include Construction Site, Property, and Security checks. ⁶Property Crime Calls include Theft, Vandalism, Burglary, Fraud. ⁷Misd. Citations issued by a Star deputy as listed in the current Patrol schedule. ⁸Code 3 Calls represent all incidents that are routed at Priority 3, where Priority 3 calls require an immediate emergency response.

