



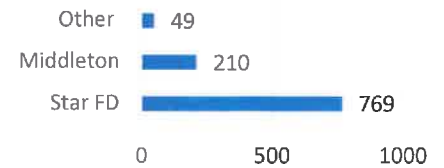
Star Fire Protection District
Greg Timinsky, Fire Chief

Data Set: Jan 1st – Aug 31st 2023

Incident Type Group	Incident Type	Grand Total
100 - Fire	Brush or brush-and-grass mixture fire	17
	Building fire	17
	Cooking fire, confined to container	1
	Fire in motor home, camper, recreational vehicle	2
	Grass fire	27
	Outside rubbish, trash or waste fire	9
	Other Fires	27
	Total	100
	EMS call, excluding vehicle accident with injury	446
	Motor vehicle accident with injuries	31
300 - Rescue & EMS	Swift water rescue	2
	Other EMS	26
	Total	505
400 - Hazardous Condition	Gas leak (natural gas or LPG)	16
	Other Haz	18
	Total	34
500 - Service Call	Animal rescue	5
	Lock-out	6
	Public service	79
	Public service assistance, other	19
	Other Public Service	63
600 - Good Intent Call	Total	172
	No incident found on arrival at dispatch address	9
	Dispatched Cancelled Enroute	119
	Other Good Intent	23
700 - False Alarm	Total	151
	Alarm system activation, no fire - unintentional	11
	Alarm system sounded due to malfunction	7
	False alarm or false call, other	22
	Other False Alarm	17
	Total	57
Other Call Types	Other Call Types	9
	Grand Total	1,028

Incident	2023	2022	2021
Total Calls	1028	942	783
Fire	100	69	68
EMS	505	513	410
Other	423	360	305

Response District



Unit Turnout Time (seconds)

[Average Unit Turnout Time]

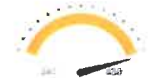


25s

90th Percentile Unit Turnout Time 148s

Unit Response Time

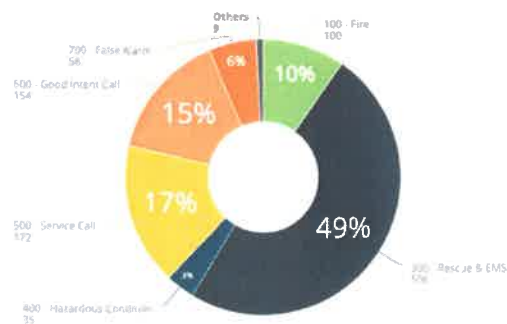
[Average Unit Response Time]



534s

90th Percentile of Unit Response Time 1190s

Percentage of Incident Type Group



Incident Count by Month

