



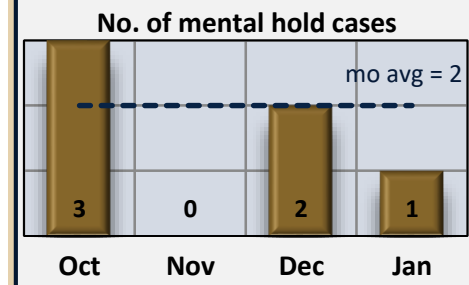
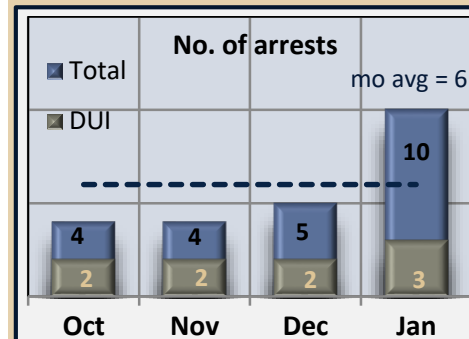
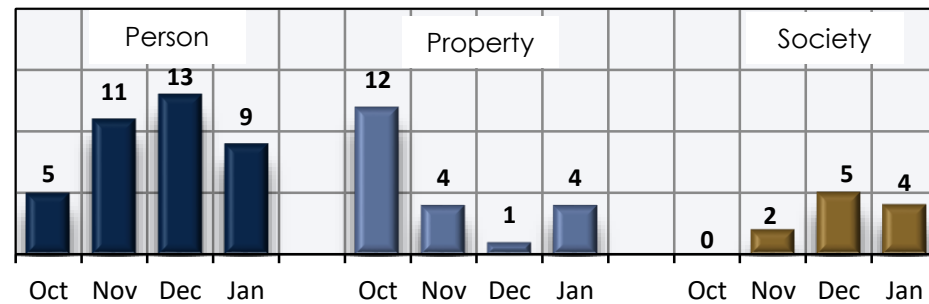
JANUARY 2022 POLICE REPORT

(Released February 14, 2022)

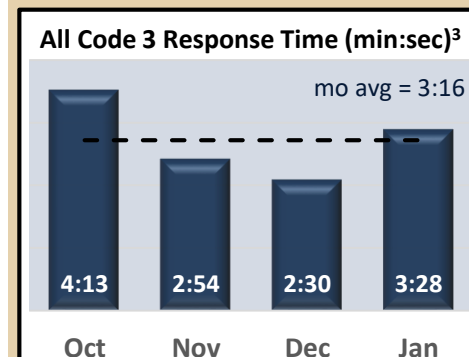
Case Reports ¹	2022					
	2019	2020	2021	Projected	Jan	Offenses YTD
Crimes (#)	180	202	189	199	17	17
Person	56	63	79	89	9	9
Property	104	109	72	63	4	4
Society	20	30	38	47	4	4
Case Type/ Pop (#/1000 population)	16.4	17.0	14.1	14.9		

- Case Report Types**
- **Person Crimes** = murder, manslaughter, rape/sodomy, assault, intimidation and kidnapping offenses
 - **Property Crimes** = robbery, burglary, larceny/theft, arson, destruction of property, counterfeiting, fraud, embezzlement, blackmail and stolen property offenses
 - **Society Crimes** = drugs/narcotics, gambling, pornography, prostitution and weapons law violations

Crime Types by Month (Oct 2021 – Jan 2022)



Police Activity ⁴	Monthly Average ²	Oct 2021	Nov 2021	Dec 2021	Jan 2022
Citizen calls for service (CFS)	207	205	205	206	214
Proactive Policing	515	566	550	544	401
Select call types (#)					
Domestic Violence	5	6	3	1	8
Crisis/Mental Health/CIT	6	3	2	9	9
Juvenile Activity	15	17	12	17	13
School Checks	41	42	45	48	30
Traffic stop	96	93	122	109	58
Crash Response	22	23	24	16	23
Welfare Checks	17	20	19	12	15



¹Case Reports are compiled from ITS (Pre-NIBRS), ²Monthly averages are based on the identified months

³Code 3 calls - Represents ALL incidents that are routed at Priority 3, where Priority 3 calls require an immediate emergency response.

⁴Police Call data reflects calls within the City of Star and all dispatched calls with a Star Deputy.