



DECEMBER 2022 POLICE REPORT

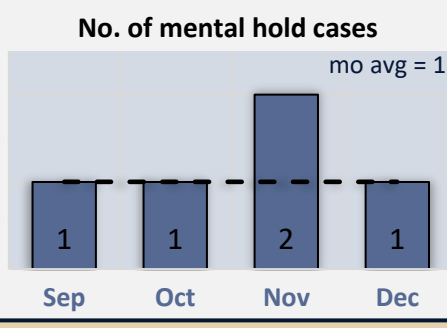
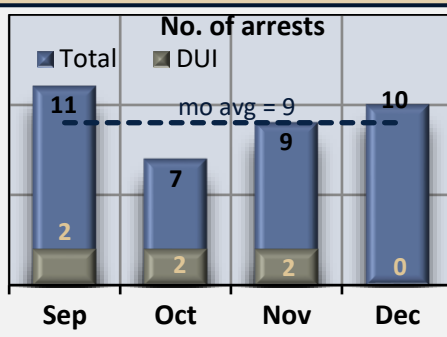
(Released January 11, 2023)

Offense Reported ¹	2022			Previous Years		
	Dec	YTD	Projected Range*	2021	2020	2019
Crimes (#)	25	266	245-277	185	209	186
Person	3	107		74	60	54
Property	8	92		59	99	94
Society	14	67		52	50	38
Crimes / Pop (#/1000 population)		17.1	16.1-18.2	13.8	18.8	16.9

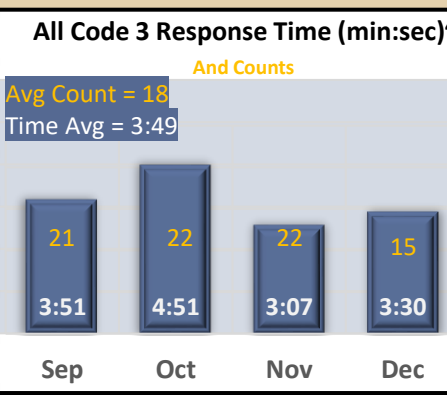
*Projected 2022 Crimes Range is based on Jan-June and year % averages from years 2019-2022.



- ### Case Report Types
- **Person Crimes** = murder, manslaughter, rape/sodomy, assault, intimidation and kidnapping offenses
 - **Property Crimes** = robbery, burglary, larceny/theft, arson, destruction of property, counterfeiting, fraud, embezzlement, blackmail and stolen property offenses
 - **Society Crimes** = drugs/narcotics, gambling, pornography, prostitution and weapons law violations



Police Calls Activity ²	Monthly Average ³	Sep-22	Oct-22	Nov-22	Dec-22	Dec-21
Citizen Calls for Service (CFS)	297	314	329	270	273	206
Proactive Policing	1,112	1,061	862	1,201	1,323	544
Selected Call types						
Domestic Violence	6	8	5	6	6	1
Crisis/MentalHealth ⁵	7	9	8	9	3	10
Juvenile Activity	12	8	12	12	15	17
School Checks	53	52	38	65	57	48
Traffic Stops	266	237	172	333	322	109
Location Checks ⁶	403	362	337	408	506	191
Crash Response	35	38	31	30	41	16
Welfare Checks	22	27	22	16	23	12
Property Crime Calls ⁷	21	17	25	20	22	3



¹Offense Reports are compiled from NIBRS RMS. ²Police Call data reflects calls within the City of Star and all dispatched calls with a Star Deputy. ³Monthly averages are based on the four identified 2022 months. ⁴Code 3 calls - Represents ALL incidents that are routed at Priority 3, where Priority 3 calls require an immediate emergency response. ⁵Calls are for Crisis, Mental Holds, Suicidal Subject and CIT calls. ⁶Location Checks include Construction Site, Property, and Security checks. ⁷Property Crime Calls include calls for theft, vandalism, burglary, and fraud.

