



MARCH 2022 POLICE REPORT

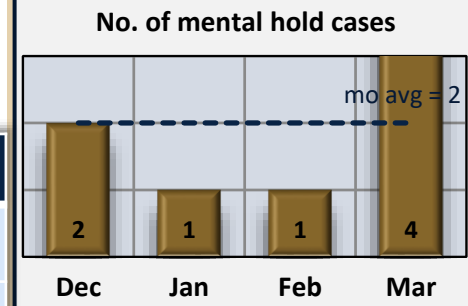
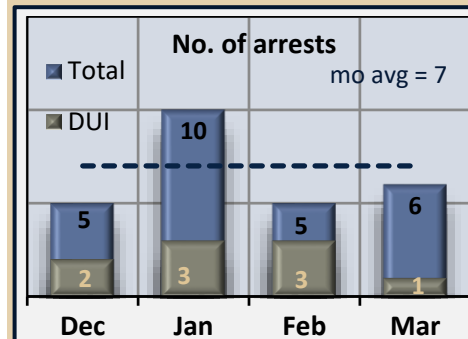
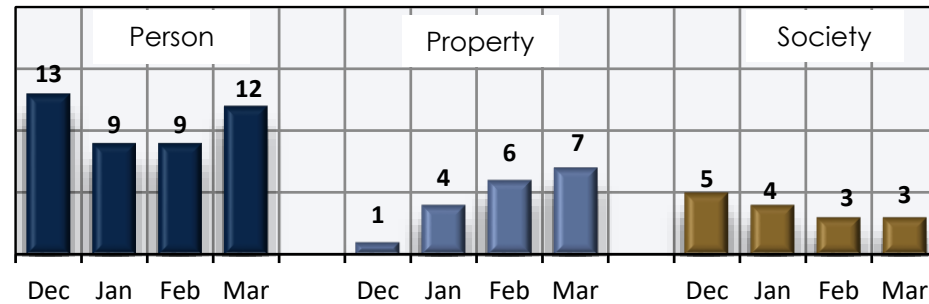
(Released April 18, 2022)

Case Reports ¹	2022			Previous Years		
	Mar	YTD	Projected	2021	2020	2019
Crimes (#)	22	57	199	189	202	180
Person	12	30	89	79	63	56
Property	7	17	63	72	109	104
Society	3	10	47	38	30	20
Case Type/ Pop (#/1000 population)			14.9	14.1	17.0	16.4

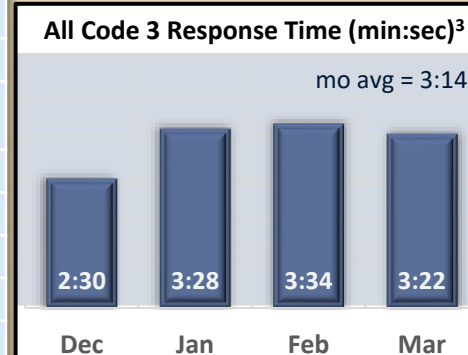
Case Report Types

- **Person Crimes** = murder, manslaughter, rape/sodomy, assault, intimidation and kidnapping offenses
- **Property Crimes** = robbery, burglary, larceny/theft, arson, destruction of property, counterfeiting, fraud, embezzlement, blackmail and stolen property offenses
- **Society Crimes** = drugs/narcotics, gambling, pornography, prostitution and weapons law violations

Crime Types: Last 4 Months (Dec 2021 – Mar 2022)



Police Activity ⁴	Monthly Average ²	Dec-21	Jan-22	Feb-22	Mar-22	Mar-21
Citizen Calls for Service (CFS)	213	206	214	191	241	272
Proactive Policing	626	544	401	699	859	491
Selected Call types						
Domestic Violence	5	1	8	4	8	5
Crisis/Mental Health/CIT	6	9	9	3	4	8
Juvenile Activity	14	17	13	14	14	12
School Checks	50	48	30	49	73	34
Traffic Stops	108	109	58	136	131	90
Crash Response	20	16	23	23	17	27
Welfare Checks	16	12	15	18	18	25
Property Calls ⁵	13	6	12	16	19	5



¹Case Reports are compiled from ITS (Pre-NIBRS). ²Monthly averages are based on the identified 2021-2022 months. ³Code 3 calls - Represents ALL incidents that are routed at Priority 3, where Priority 3 calls require an immediate emergency response. ⁴Police Call data reflects calls within the City of Star and all dispatched calls with a Star Deputy. ⁵Property Calls include calls for theft, vandalism, burglary, and fraud.