

# Valley Regional Transit FY2025 Request

City of Star Budget Request

July 16, 2024



valleyregionaltransit

# FY2025 Budget Request

---

- Introduction
- Overview of transportation services
- Budget Request



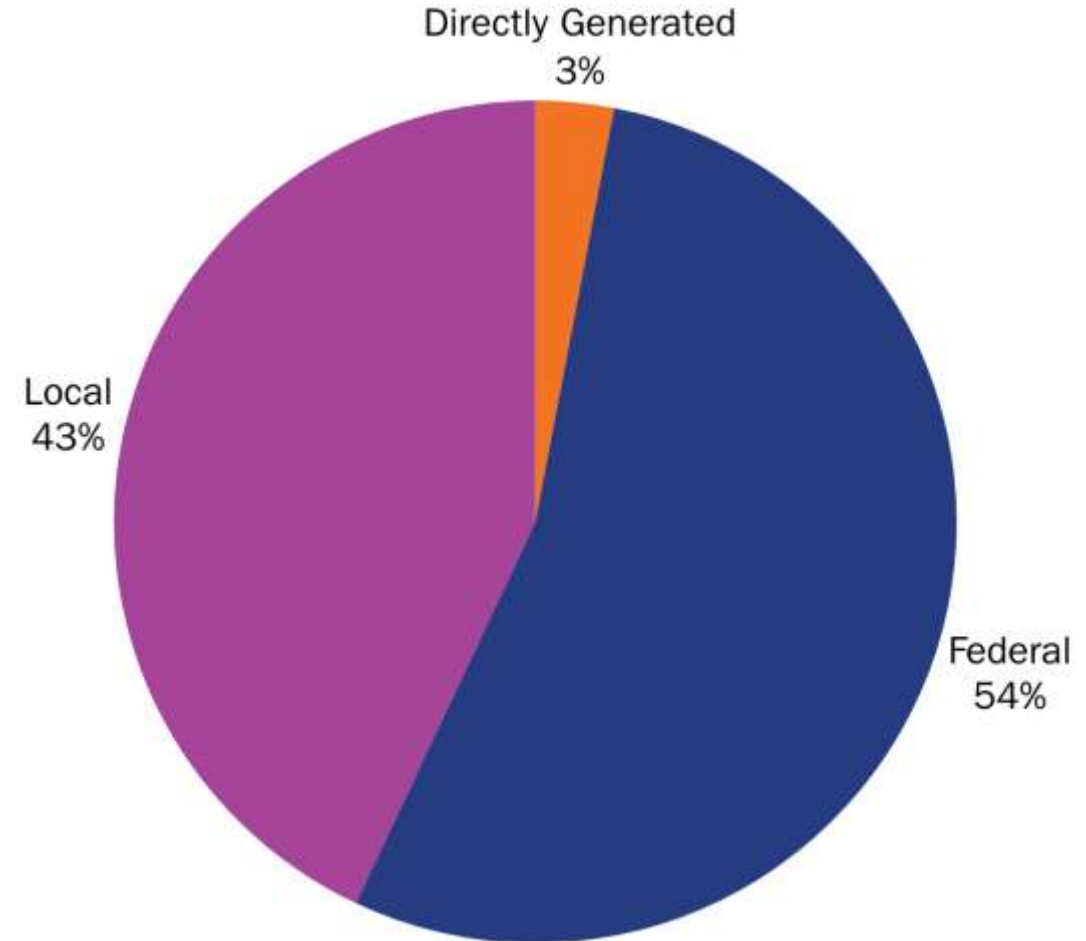
# Budget Process Overview

---

## Budget Timeline

- **Apr** – CEO Intro letter
- **Apr/May** – Preliminary funding request
- **May/Jun** – Service and funding request discussions
- **Jul/Aug** – Budget finalization
- **Aug/Sept** – Cooperative agreements

## VRT Budget Breakdown



# VRT Overview

**STAFF** 43 VRT STAFF 149 O&M CONTRACTED

583 ACTIVE BUS STOPS (2023)  
700 ACTIVE BUS STOPS (2024)

4 TRANSIT CENTERS/  
MAINTENANCE FACILITY

## FACILITIES

## FLEET

45 BUSES 10 Electric 35 CNG



25 VANS/MINIVANS  
22 Vans (11 ♂)  
3 Minivans (1 ♂)



39 CUTAWAYS  
27 CNG  
12 Gasoline



16 OTHER  
7 Support  
6 Service  
3 Admin

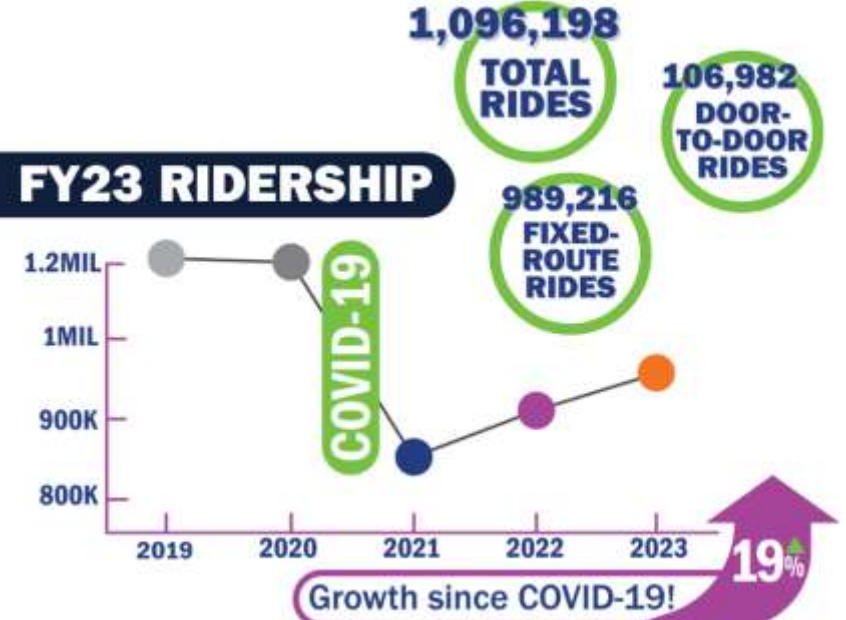


**VRT SERVICES**

- BUS**
  - Fixed-Route
  - VRT On-Demand
- PARATRANSIT**
  - VRT Access
  - VRT Beyond Access
- SPECIALIZED SERVICES**
  - Village Van
  - Volunteer Driver
  - Rides2Wellness
  - lyA Transit Connections
  - lyA VRT Late Night
- PROGRAMS**
  - SAFE ROUTES TO SCHOOL
  - CityGO

**VRT IS MORE THAN THE BUS**

## FY23 RIDERSHIP



# Enhanced Passenger Information

- Easy to understand
- Highlights level of service
- Instructions on how to use
- Shows fares with QR code
- Contact information



V.2402.7 AB501

Questions? Call 208-345-7433

FARES	STANDARD ESTÁNDAR	REDUCED REDUCIDA
SINGLE RIDE PASE DE UN SOLO VIAJE	\$1.50	\$0.75
ALL-DAY PASS PASE DE TODO EL DÍA	\$2.50	\$1.25

**ROUTE COLOR LEGEND**  
The route color means a bus comes every...  
El color de la ruta significa que un autobús pasa cada...

	Morning	Midday	Evening
#1	15 min	30 min	15 min
#2	30-60 min	30-60 min	30-60 min
#3	60 min	NO BUS	60 min

**4 Franklin**      **5 Emerald**

MON-FRI   LUN-VIE	BUS EVERY	MON-FRI   LUN-VIE	BUS EVERY
6:30 am - 7:00 pm	60 min	6:15 am - 10:45 am	30 min
		10:45am - 3:15 pm	60 min
		3:15 pm - 6:16 pm	30 min
		<b>SAT   SÁB</b>	<b>BUS EVERY</b>
		7:55 am - 3:50 pm	60 min

**Towne Square Mall**

- Barlister & Bethel
- Barlister & Allumbaugh
- Allumbaugh & Whisperwood
- Cassia & Troxel
- Curtis & Anna
- Curtis & Franklin
- Franklin & Philippi
- Franklin & Orchard**
- Rose Hill & Roosevelt
- Latah & Rose Hill
- Latah & Alpine
- Americana & Latah
- Americana & Ann Morrison Park
- Americana & Shoreline
- River & 15th**
- River & 13th
- River & Pioneer
- Capitol & River
- Main Street Station

**Towne Square Mall**

- Cole & Emerald
- Emerald & Raymond
- Emerald & Hartman
- Emerald & Curtis
- Emerald & Stanley
- Emerald & Garden
- Emerald & Roosevelt
- Americana & Latah**
- Americana & Ann Morrison Park
- Americana & Shoreline
- River & 15th**
- River & 13th
- River & Pioneer
- Capitol & River
- Main Street Station

**YOU ARE HERE**

ETA Spot App  
Track your bus in real time  
Seguimiento del autobús

VRT Booking App  
Schedule VRT On-Demand rides  
Programar viajes VRT On-Demand

UMO Mobility App  
Plan your trip, pay your fare  
Participar en viajes, pagar el boleto

Want to learn more? Scan me!  
¿Quieres saber más? ¡Escaneame!

Stay connected while you ride with free onboard WiFi.  
Mantente conectado mientras viajas con la conexión Wi-Fi gratuita a bordo.

**HOW TO RIDE**

valleyregionaltransit

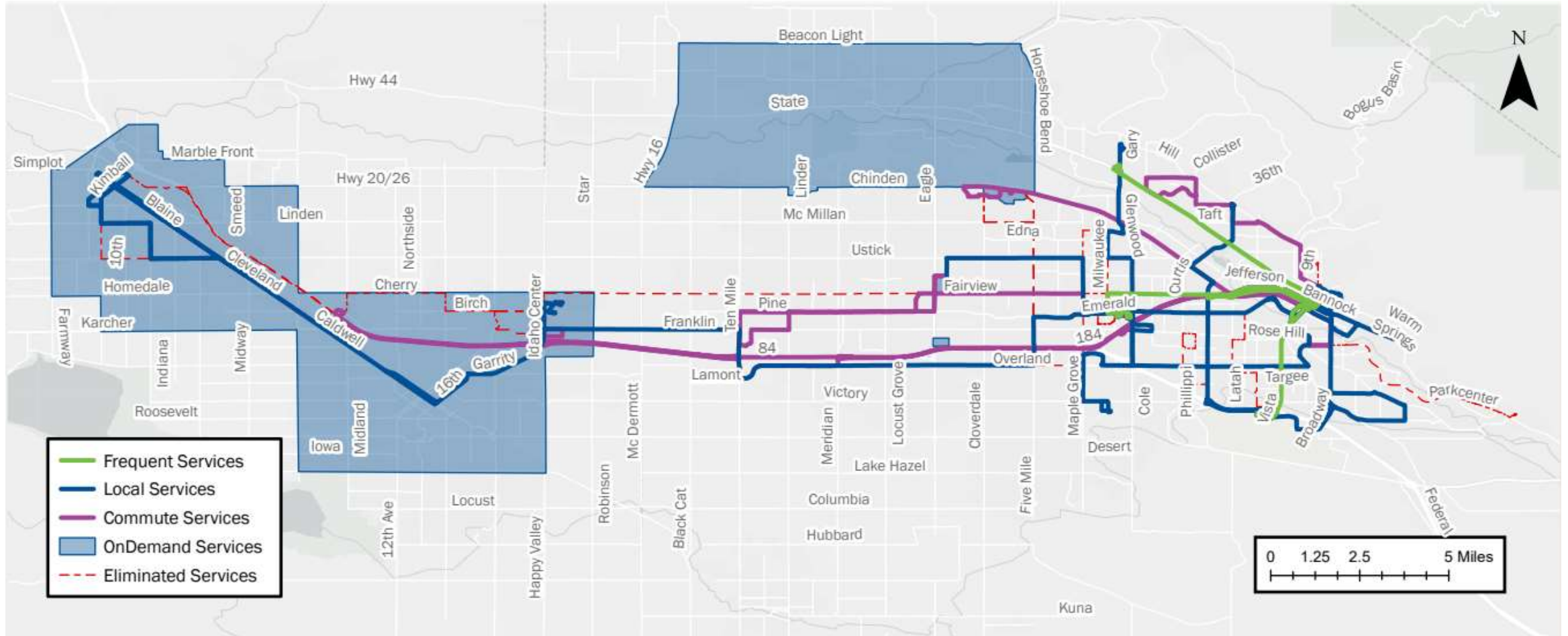
# FY2024-25 Service - Network

Population Served (1/4 mi)

145,000 (-9%)

Jobs Served (1/4 mi)

113,000 (-1%)



# Overview of Transportation Services

# FY2023 Services

---

- VRT Administrative Planning and services
- BEYOND ACCESS, a consolidation of services for older adults and persons with disabilities, supported
- Rides2Wellness



BLUEPRINT FOR CONNECTING MORE PEOPLE TO MORE PLACES MORE OFTEN

F R E E D O M T O  
**MOVE**  
valleyconnect2.0

ADOPTED APRIL 2018



# Beyond Access Service Statistics

## Service for:

- Older Adults and persons with a disability

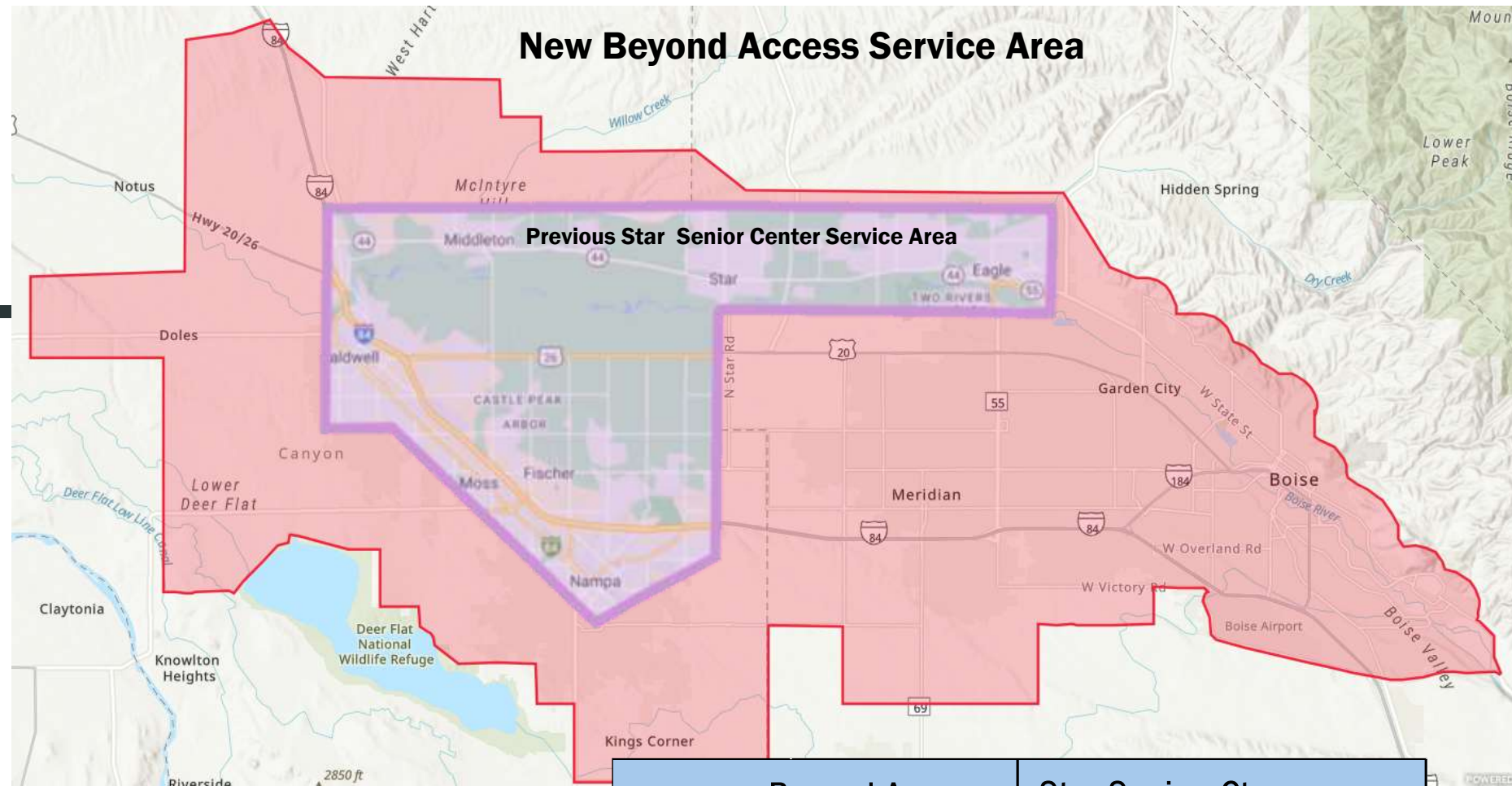
## FY2023

49,492 Boardings overall

- Separate service providers with different service areas and hours.

## FY2024 Services

- Consolidated to Beyond Access service zone
- Riders can now travel anywhere in service area
- Prebooked rides through one customer service line



Previous services supported with **\$80,446.55** from VRT, now part of Beyond Access services and budget

	Beyond Access		Star Senior Ctr	
Month	FY24	FY23	Variance	
January	91	124	-33	
February	120	122	-2	
March	149	130	19	
April	134	117	17	
May	169	158	11	
June	147	126	21	
<b>Total</b>	<b>810</b>	<b>777</b>	<b>33</b>	

# R2W Service Statistics

- **FY2023**
  - 8,770 overall boardings
  - Ridership is up 124%
  - Non-Medicaid transportation
  - 48 participating clinics
  - Supported by local hospitals and federal funds
- **FY2024 Changes**
  - FY2024 ridership continues to grow
  - No proposed changes



# FY2025 Budget Request

# FY2025 VRT Proposed Budget

## Allocation Formula

Total Expenses - Non-local revenues =  
Local Need

Categorize costs (General, Service,  
Capital, and Special)

- Allocate the costs based on
- Population/general costs
- Percent of revenue miles/service and capital costs

**Star FY 2025 = \$18,996**

FY2025 Proposed Budget Summary	Amount
Expenses	\$35,773,931
Directly Generated (Fares/Passes)	\$869,287
Federal Formula	\$18,493,964
Auxiliary (Bus wraps, City GO)	\$968,573
Sub Total Federal, Directly Generated and Aux. Revenues	\$20,331,825
Special Non-jurisdictional Local	\$1,910,738
Jurisdiction Local (General, Service, Capital and Special)	\$13,531,369
<i>Sub Total Local Revenues</i>	\$15,442,107
City of Caldwell Requested Share (included in total jurisdictional revenues)	\$18,996
<b>Grand Total Revenues</b>	<b>\$36,773,931</b>

# FY2025 Budget Request

## Local Cost Allocation Model

Type	Amount
General Assessment (calculated by regional share of the population)	\$11,812
Service Assessment (calculated by share of miles serving your jurisdiction)	\$0
Capital Assessment (calculated by share of miles serving your jurisdiction)	\$0
Special Assessment	\$7,184
Financial Reserve Contribution	
<b>Total Request</b>	<b>\$18,996</b>

# FY2025 Funding Request

---

Request City of Star consider supporting a \$18,996 contribution to public transportation.

- Provides specialized service to older adults and those with disabilities, provides essential medical trips, this year there have been 810 Boardings in Star
- Leverages federal funding
- Growth Potential along Highway 44 or extend Eagle OnDemand

**Thank you. Questions?**  
**Elaine Clegg**  
**[eclegg@rideVRT.org](mailto:eclegg@rideVRT.org)**