



# FEBRUARY 2022 POLICE REPORT

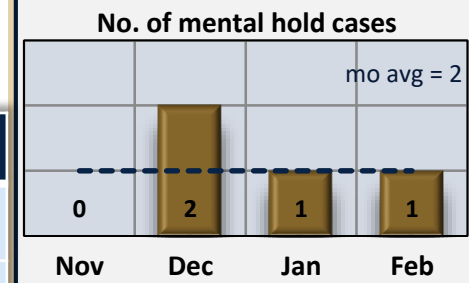
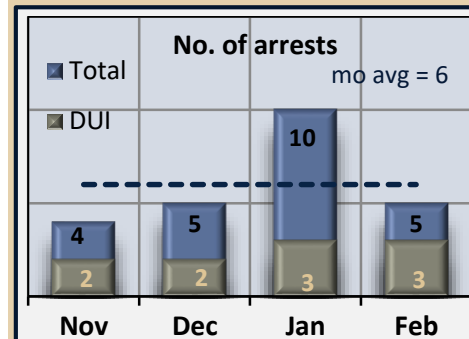
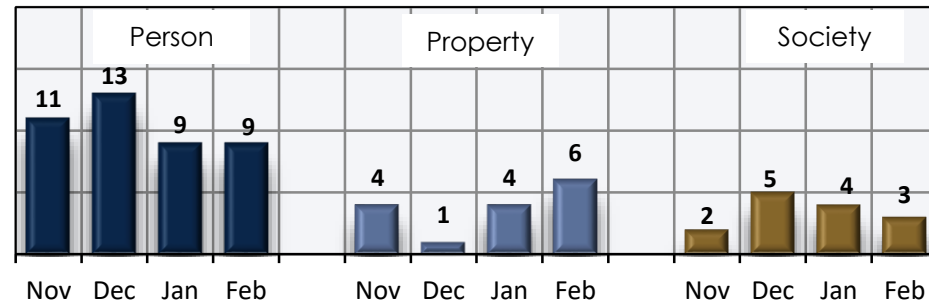
(Released March 8, 2022)

Case Reports <sup>1</sup>	2022			Previous Years		
	Feb	YTD	Projected	2021	2020	2019
<b>Crimes (#)</b>	<b>18</b>	<b>35</b>	<b>199</b>	<b>189</b>	<b>202</b>	<b>180</b>
Person	9	18	89	79	63	56
Property	6	10	63	72	109	104
Society	3	7	47	38	30	20
<b>Case Type/ Pop</b> (#/1000 population)			<b>14.9</b>	<b>14.1</b>	<b>17.0</b>	<b>16.4</b>

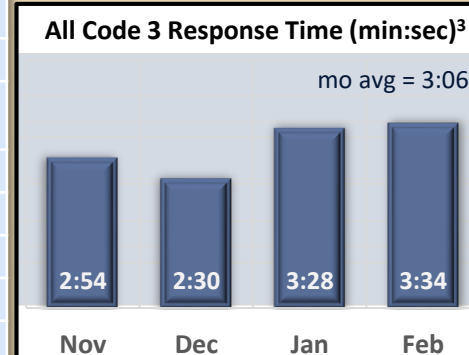
## Case Report Types

- **Person Crimes** = murder, manslaughter, rape/sodomy, assault, intimidation and kidnapping offenses
- **Property Crimes** = robbery, burglary, larceny/theft, arson, destruction of property, counterfeiting, fraud, embezzlement, blackmail and stolen property offenses
- **Society Crimes** = drugs/narcotics, gambling, pornography, prostitution and weapons law violations

Crime Types: Last 4 Months (Nov 2021 – Feb 2022)



Police Activity <sup>4</sup>	Monthly Average <sup>2</sup>	Nov-21	Dec-21	Jan-22	Feb-22	Feb-21
Citizen Calls for Service (CFS)	204	205	206	214	191	180
Proactive Policing	549	550	544	401	699	474
<b>Selected Call types</b>						
Domestic Violence	4	3	1	8	4	0
Crisis/Mental Health/CIT	6	2	9	9	3	3
Juvenile Activity	14	12	17	13	14	2
School Checks	43	45	48	30	49	34
Traffic Stops	106	122	109	58	136	114
Crash Response	22	24	16	23	23	1
Welfare Checks	16	19	12	15	18	4
Property Calls <sup>5</sup>	11	8	6	12	16	7



DATA ANALYTICS & INTELLIGENCE

<sup>1</sup>Case Reports are compiled from ITS (Pre-NIBRS). <sup>2</sup>Monthly averages are based on the identified 2021-2022 months. <sup>3</sup>Code 3 calls - Represents ALL incidents that are routed at Priority 3, where Priority 3 calls require an immediate emergency response. <sup>4</sup>Police Call data reflects calls within the City of Star and all dispatched calls with a Star Deputy. <sup>5</sup>Property Calls include calls for theft, vandalism, burglary, and fraud.