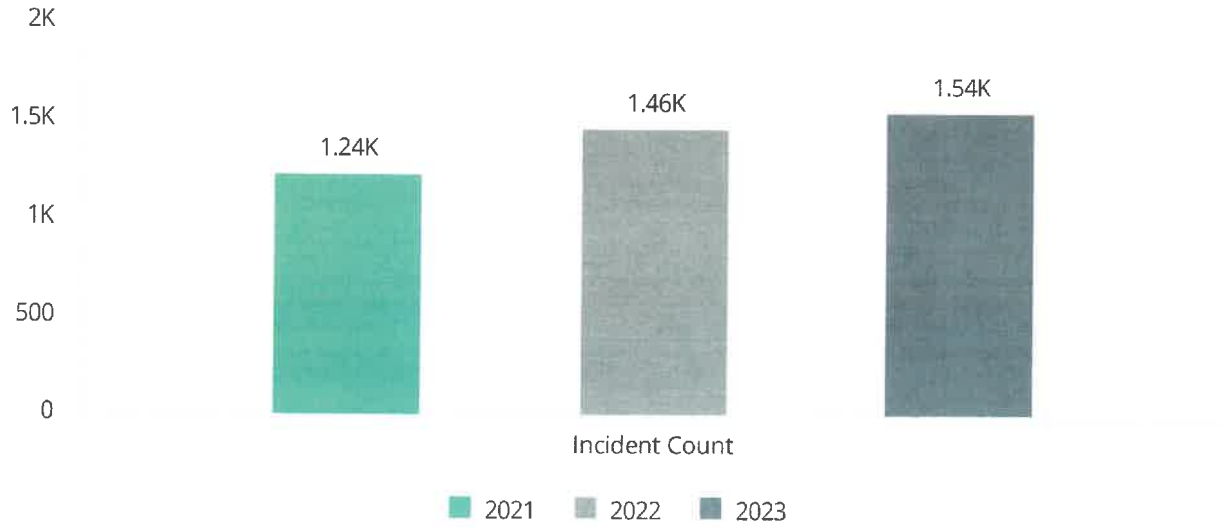


2023 Incidents Y...	AVG Response T...	Acres Burned	Dollar Loss
1,543	7.52	59.31	Total Estimated Property Loss 417,678 Total Estimated Content Loss 432,700

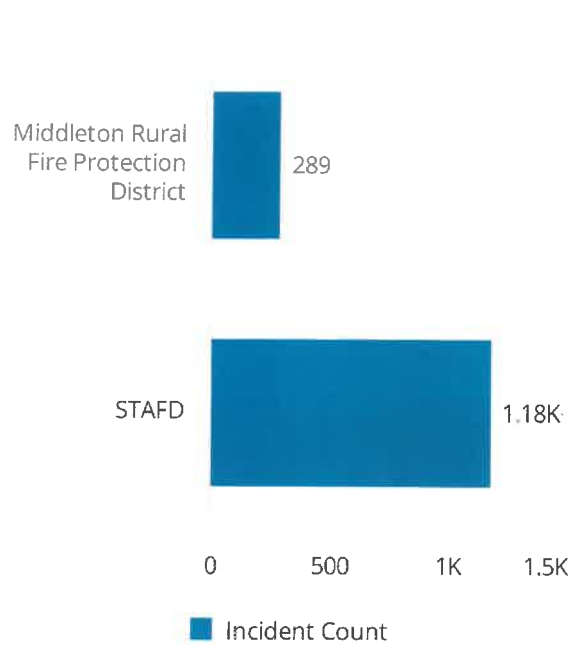
Incident Count By Year Group Comparison



Count By Specific Call Types

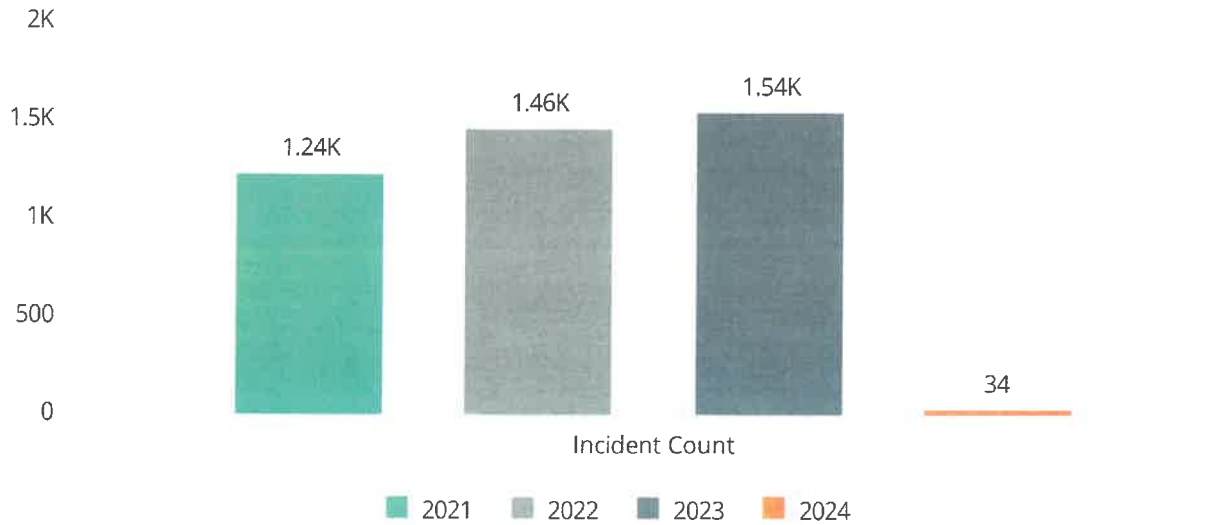
Incident Type Group	Count
100 - Fire	132
200 - Overpressure Rupture, Explosion, Overheat	1
300 - Rescue & EMS	786
400 - Hazardous Condition	59
500 - Service Call	255
600 - Good Intent Call	214
700 - False Alarm	94
900 - Special Incident	1
Other	1
Count	1,543

District



2024 Incidents Y...	AVG Response T...	Acres Burned	Dollar Loss
34	6.47	#N/A	Total Estimated Property Loss #N/A
			Total Estimated Content Loss #N/A

Incident Count By Year Group Comparison



Count By Specific Call Types

Incident Type Group	Count
300 - Rescue & EMS	20
400 - Hazardous Condition	1
500 - Service Call	5
600 - Good Intent Call	3
Other	5
Count	34

District

