



2022

PERFORMANCE MEASURES ANNUAL REPORT



Spring Lake Park City Council

Robert Nelson, Mayor

Ken Wendling

Barbara Goodboe-Bisschoff

Lisa Dircks

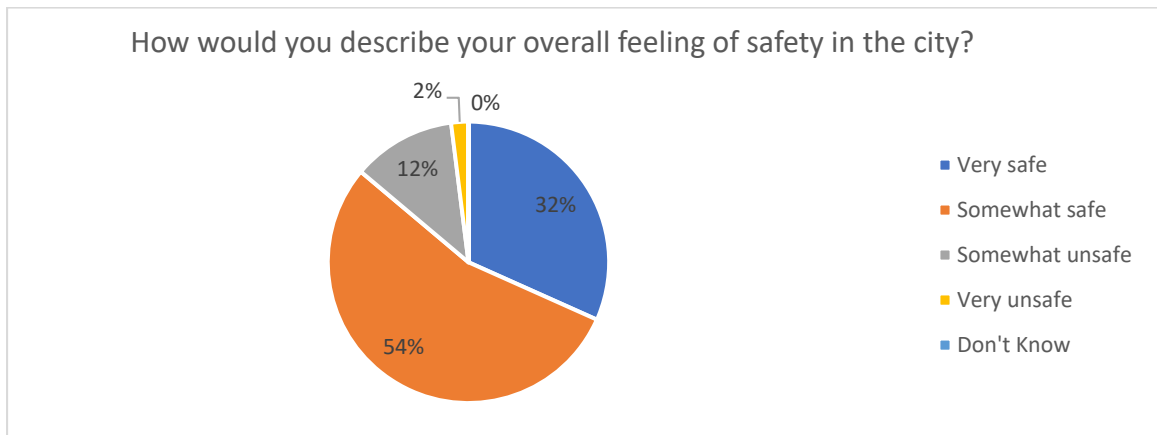
April Moran

Table of Contents

- Community Safety and Security..... 2
- Public Service Delivery 4
- General Government Infrastructure Condition 6
- Public Utility Infrastructure..... 7
- Quality of Life..... 8
- Public Communication/Community Involvement 9
- Demographics 11

Community Safety and Security

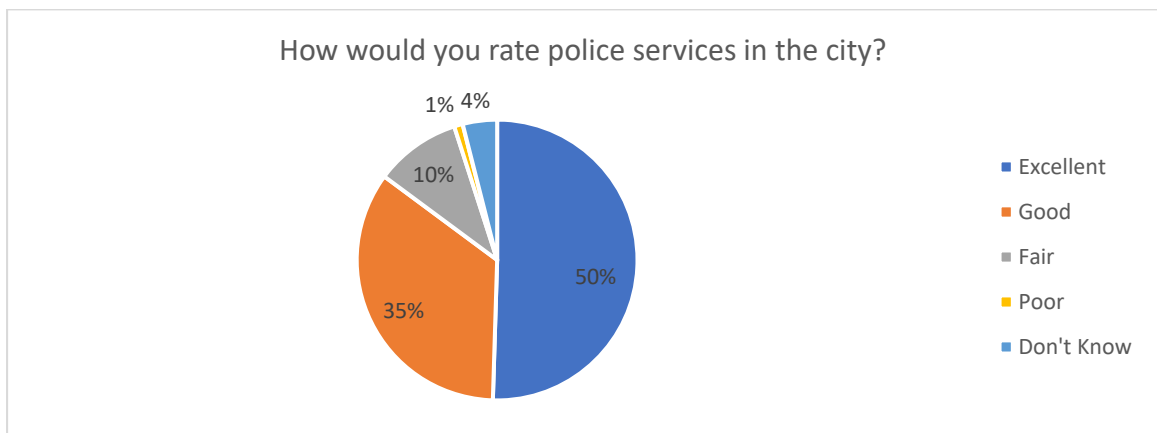
1. Safety in the Community (Citizen Rating)¹



2. Police Response Time²

| | 2020 | 2021 | 2022 |
|---------------------|------|------|------|
| High Priority Calls | 3:27 | 3:30 | 3:20 |
| Low Priority Calls | 5:00 | 4:28 | 4:31 |

3. Police Protection (Citizen Rating)³



¹ City of Spring Lake Park 2023 Citizen Survey. The City received 101 responses from a period covering March 21, 2023 to May 1, 2023.

² Figures provided by the Anoka County Public Safety Data System

³ City of Spring Lake Park 2023 Citizen Survey.

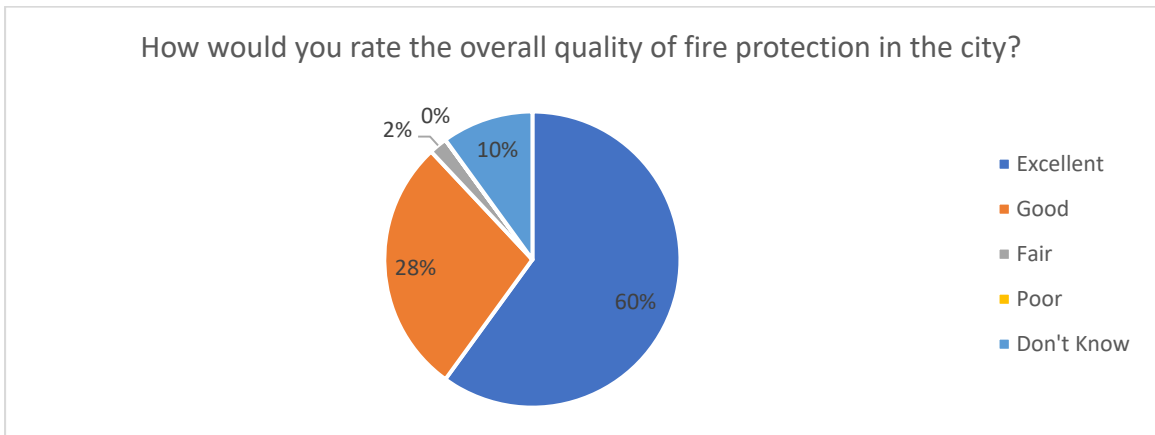
4. Crime Rate⁴

| | 2020 | 2021 | 2022 |
|-----------------------------|------|------|------|
| Group A Crimes ⁵ | 499 | 617 | 496 |
| Group B Crimes ⁶ | 91 | 98 | 111 |
| Non-Reportable ⁷ | 5367 | 5527 | 6066 |

5. Fire Response Time⁸

| | 2020 | 2021 | 2022 |
|-----------|------|------|------|
| Staffed | 5:26 | 5:12 | 5:13 |
| Volunteer | 7:45 | 6:20 | 5:56 |

6. Fire Protection (Citizen Rating)⁹



⁴ Crime rate statistics provided by the Spring Lake Park Police Department

⁵ Group A offenses include arson, assaults, bribery, counterfeiting, destruction of property, drug offenses, gambling offenses, homicide, human trafficking, kidnapping, motor vehicle theft, robbery, sex offenses, weapons charges.

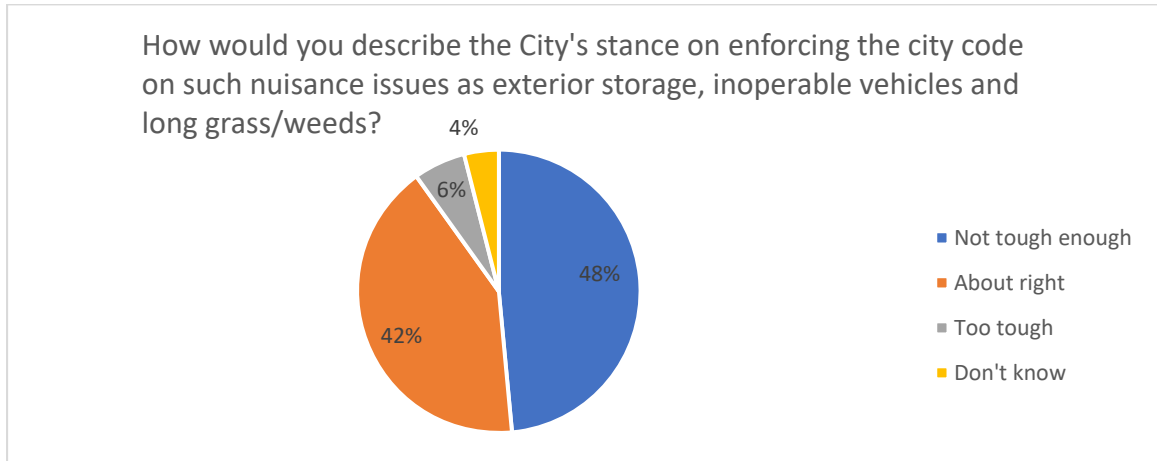
⁶ Group B offenses include bad checks, curfew/loitering/vandalism, disorderly conduct, driving while intoxicated, non-violent family offenses, trespassing and liquor law violations

⁷ All other calls not reportable under the Department of Justice’s National Incident-Based Reporting System

⁸ Figures provided by Spring Lake Park – Blaine - Mounds View Fire Department

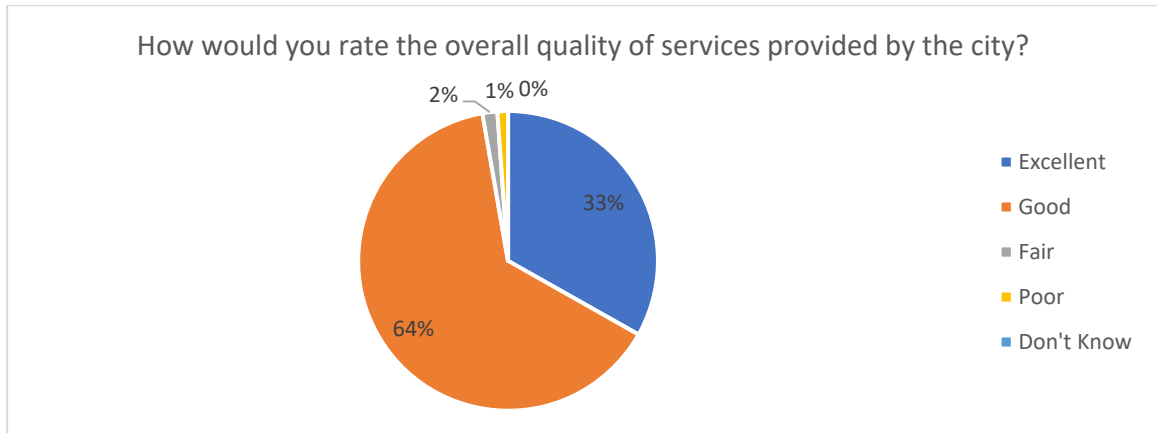
⁹ City of Spring Lake Park 2023 Citizen Survey.

7. City's Stance on Code Enforcement of Nuisance Issues (Citizen Rating)¹⁰



Public Service Delivery

8. City Services (Citizen Rating)¹¹



9. Accuracy of post election audit

| 2018 | 2020 | 2022 |
|------------------------|------------------------|------------------------|
| Not selected for audit | Not selected for audit | Not selected for audit |

10. Creditworthiness

| | 2020 | 2021 | 2022 |
|------------------------------|-------------|-------------|-------------|
| Bond Rating ¹² | AA | AA | AA |
| Long Term Debt ¹³ | \$3,758,700 | \$2,675,679 | \$1,634,468 |

¹⁰ City of Spring Lake Park 2023 Citizen Survey.

¹¹ City of Spring Lake Park 2023 Citizen Survey.

¹² Bond rating issued by Standard and Poor's. The rating scale ranges from AAA (highest credit quality) to D (in default). The City's bond rating is two steps below AAA.

¹³ Data obtained from the City of Spring Lake Park's Audited Financial Statements.

11. Financial Management¹⁴

| | 2020 | 2021 | 2022 |
|--|------|------|------|
| Unmodified audit on financial statements | ✓ | ✓ | ✓ |

12. Financial Condition¹⁵

| | 2020 | 2021 | 2022 |
|---|--------------|--------------|--------------|
| Property Tax Levy | \$3,553,246 | \$3,631,417 | \$3,777,244 |
| Total Net Position ¹⁶ | \$24,559,835 | \$24,942,747 | \$24,116,061 |
| Percent of General Fund Balance to Expenditures | 59.7% | 58.6% | 60.0% |

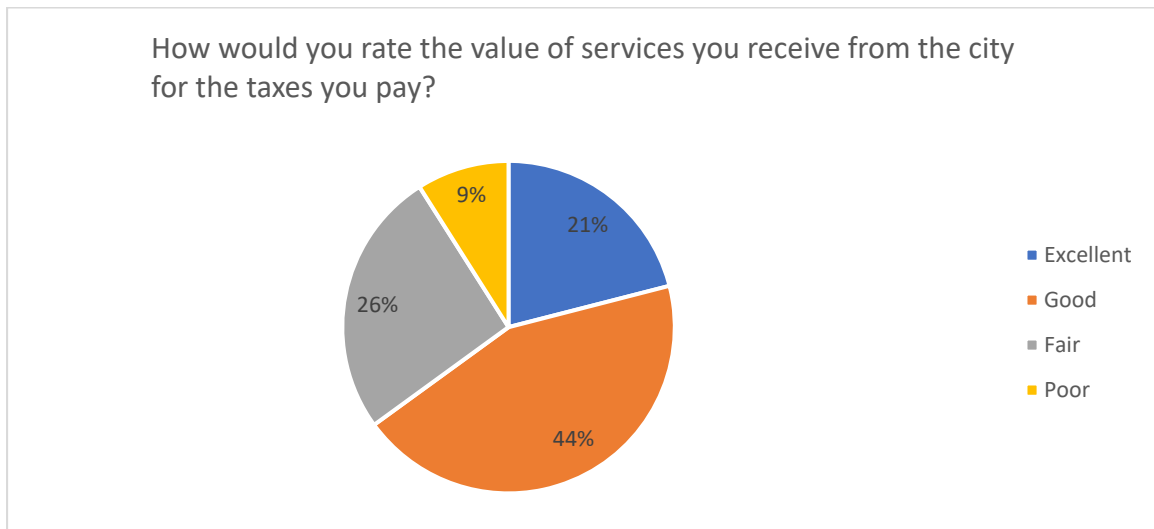
13. Property Values¹⁷

| | 2020 | 2021 | 2022 |
|--------------------------|---------------|---------------|---------------|
| Taxable Market Value | \$682,092,700 | \$701,908,000 | \$852,063,500 |
| % Change in Market Value | N/A | 2.90% | 21.39% |

14. Tax Rate¹⁸

| | Pay 2021 | Pay 2022 | Pay 2023 |
|---------------|----------|----------|----------|
| City Tax Rate | 44.810% | 47.110% | 37.285% |

15. Value of City Services in Comparison of Taxes Paid (Citizen Rating)¹⁹



¹⁴ Data obtained from the City of Spring Lake Park's Audited Financial Statements.

¹⁵ All figures come from the City of Spring Lake Park's Audited Financial Statements.

¹⁶ Total net position includes cash and assets, minus depreciation, held by the City.

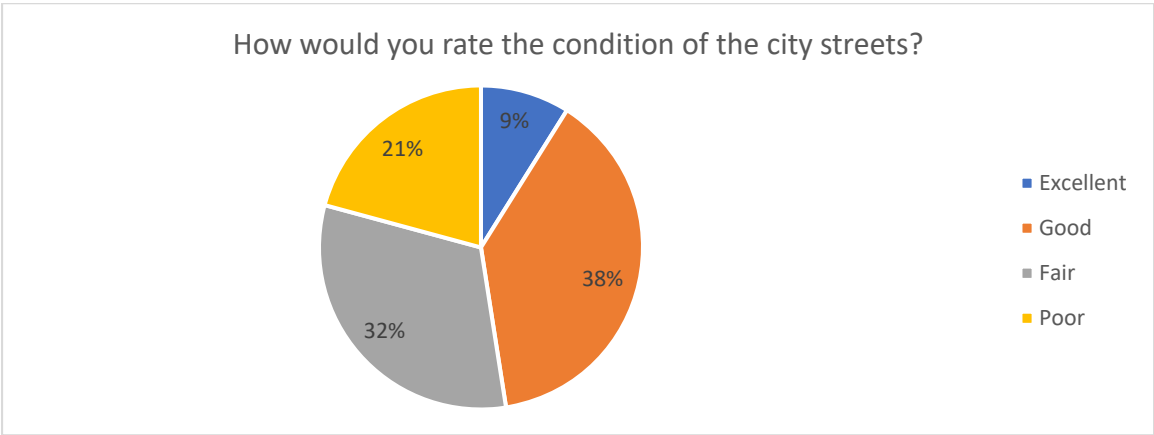
¹⁷ Figures provided by Anoka County and Ramsey County.

¹⁸ Tax rates provided by Anoka County, which serves as the City's home auditor.

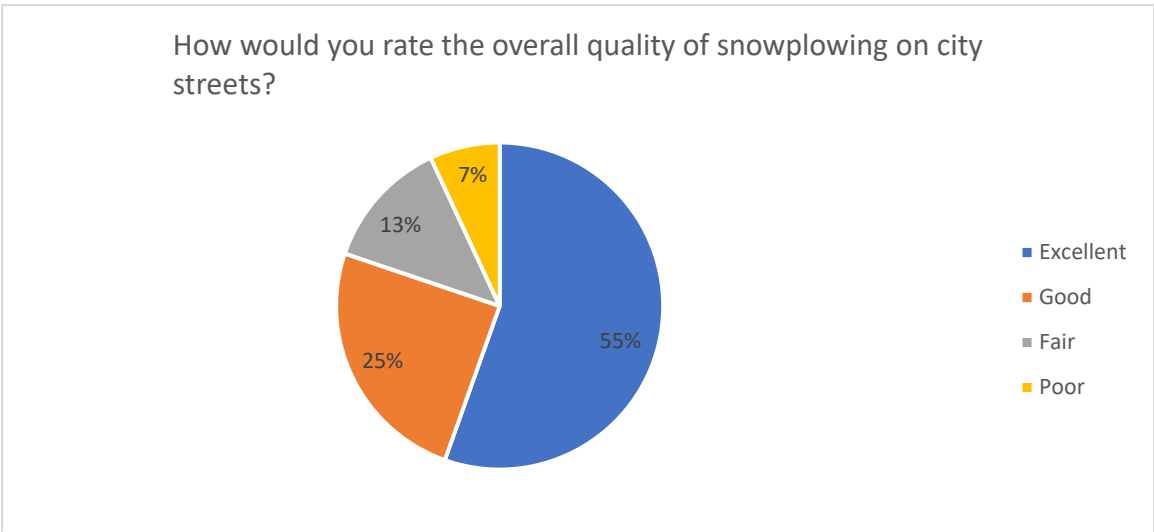
¹⁹ City of Spring Lake Park 2023 Citizen Survey.

General Government Infrastructure Condition

16. City Roads (Citizen Rating)²⁰



17. Snowplowing (Citizen Rating)²¹

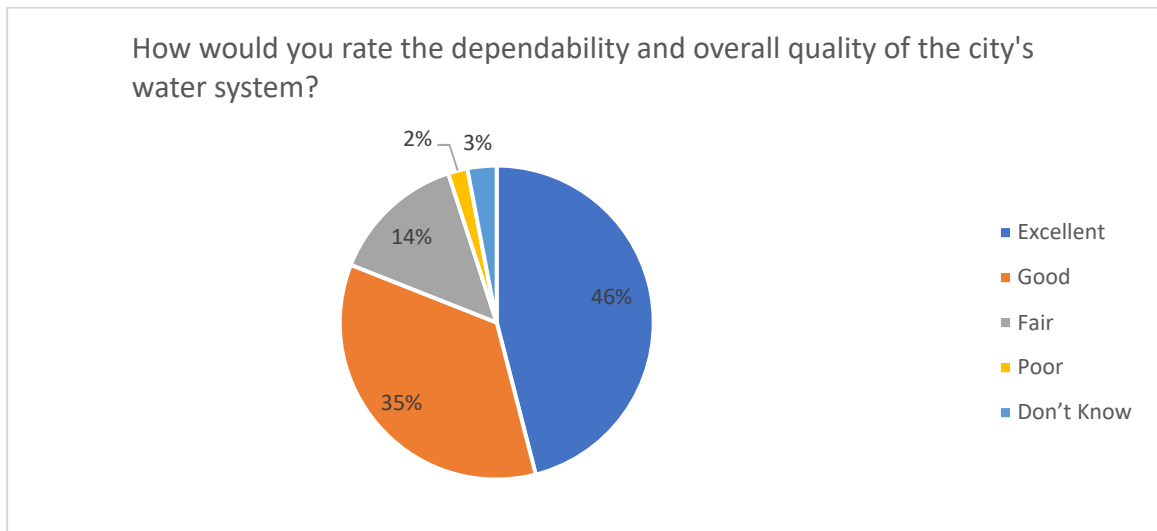


²⁰ City of Spring Lake Park 2023 Citizen Survey.

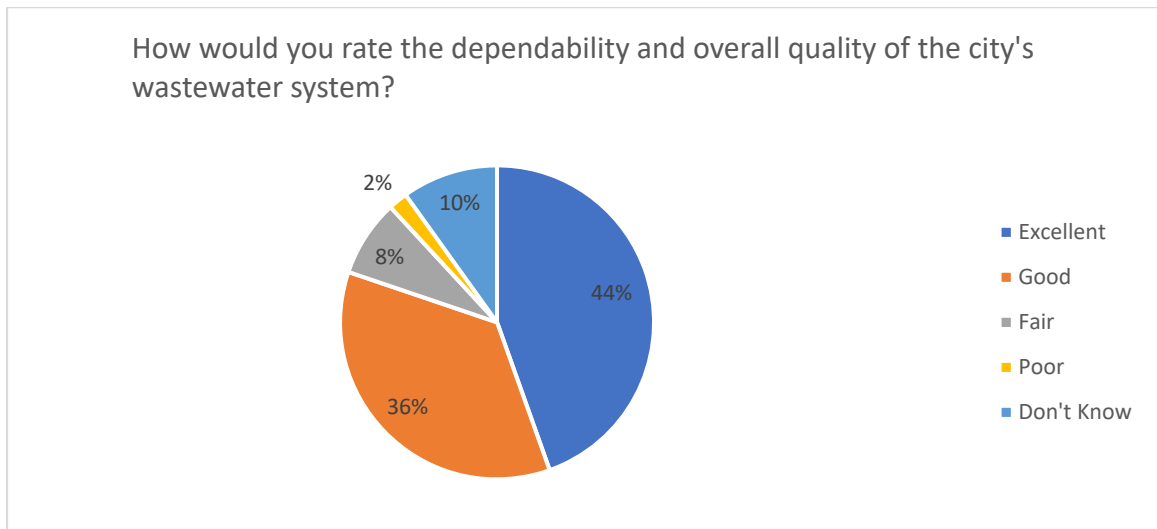
²¹ City of Spring Lake Park 2023 Citizen Survey.

Public Utility Infrastructure

18. Water quality (Citizen Rating)²²



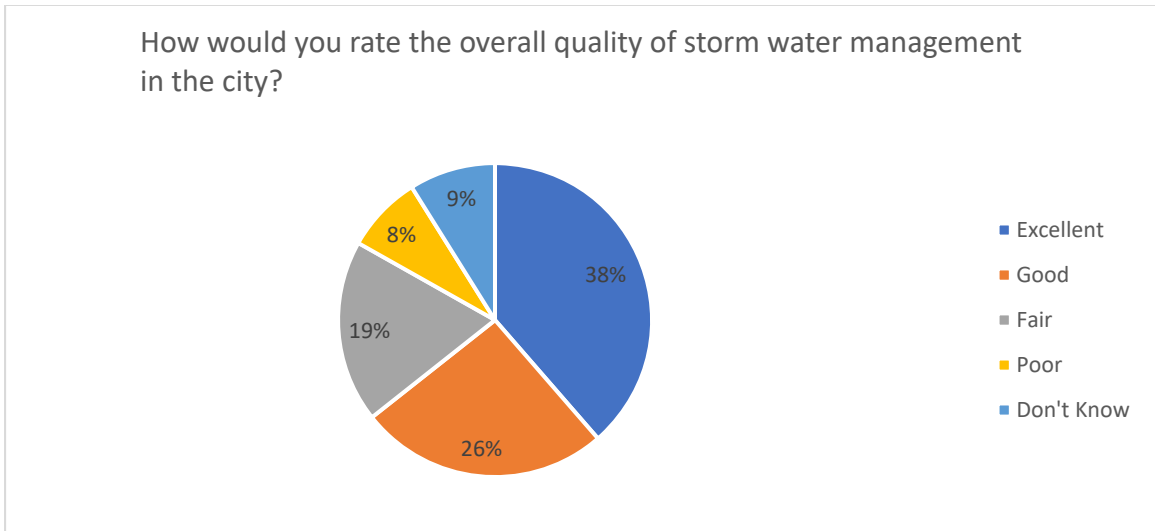
19. Sanitary Sewer (Citizen Rating)²³



²² City of Spring Lake Park 2023 Citizen Survey.

²³ City of Spring Lake Park 2023 Citizen Survey.

20. Stormwater Management (Citizen Rating)²⁴

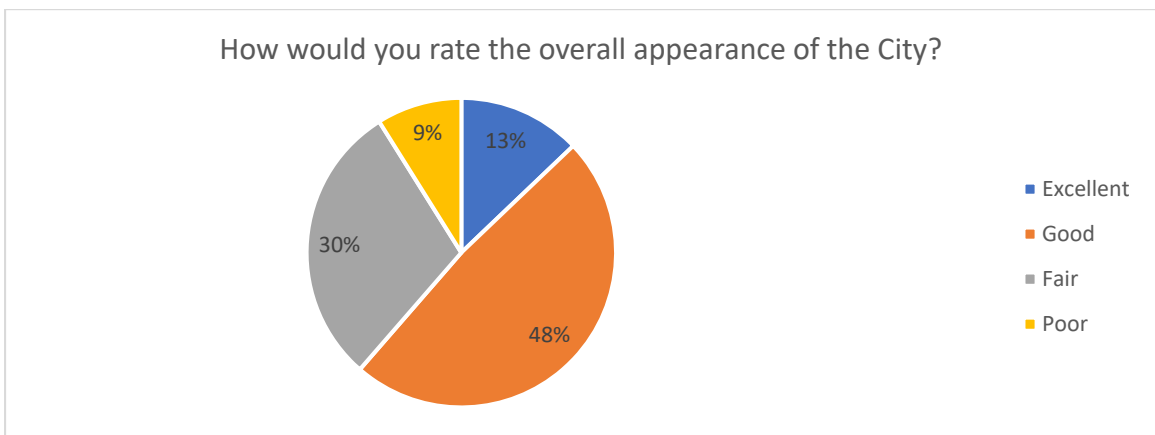


Quality of Life

21. Development Activity²⁵

| | 2020 | 2021 | 2022 |
|-------------------|-------------|-------------|-------------|
| Permits Issued | 20 | 17 | 15 |
| Fees Collected | \$104,774 | \$138,470 | \$122,303 |
| Valuation of Work | \$3,356,464 | \$4,698,321 | \$2,704,696 |

22. City Appearance (Citizen Rating)²⁶

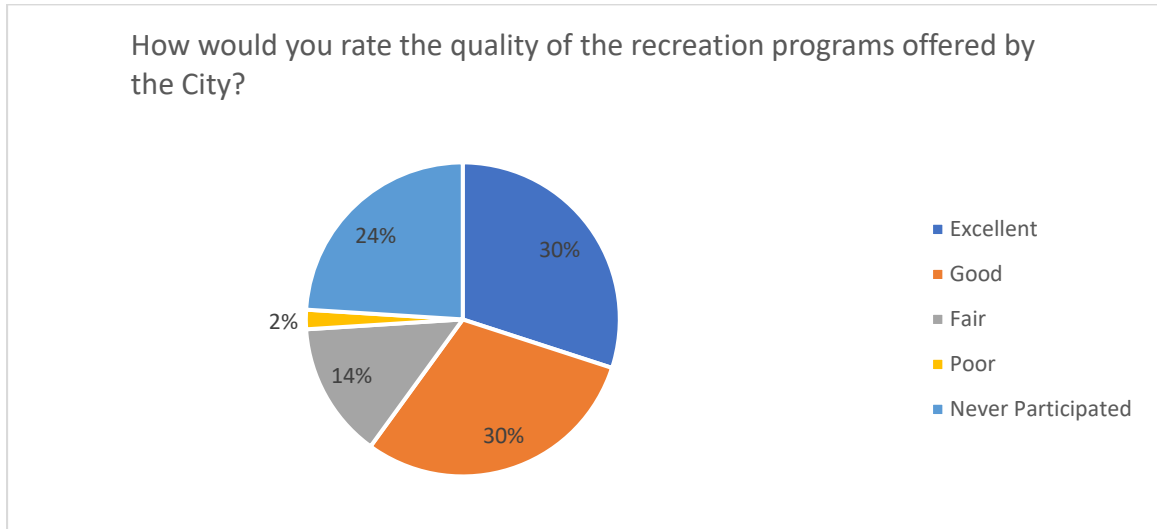


²⁴ City of Spring Lake Park 2023 Citizen Survey.

²⁵ Data obtained from the Municipal Fee and Expense Report, Department of Labor and Industry

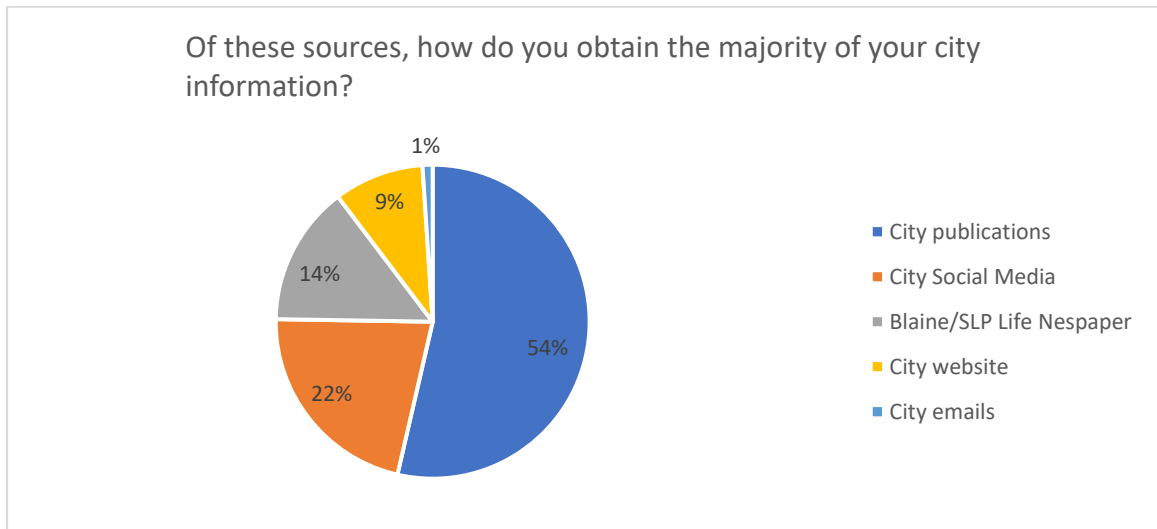
²⁶ City of Spring Lake Park 2023 Citizen Survey.

23. Quality of Recreation Programs Offered by the City (Citizen Rating)²⁷



Public Communication/Community Involvement

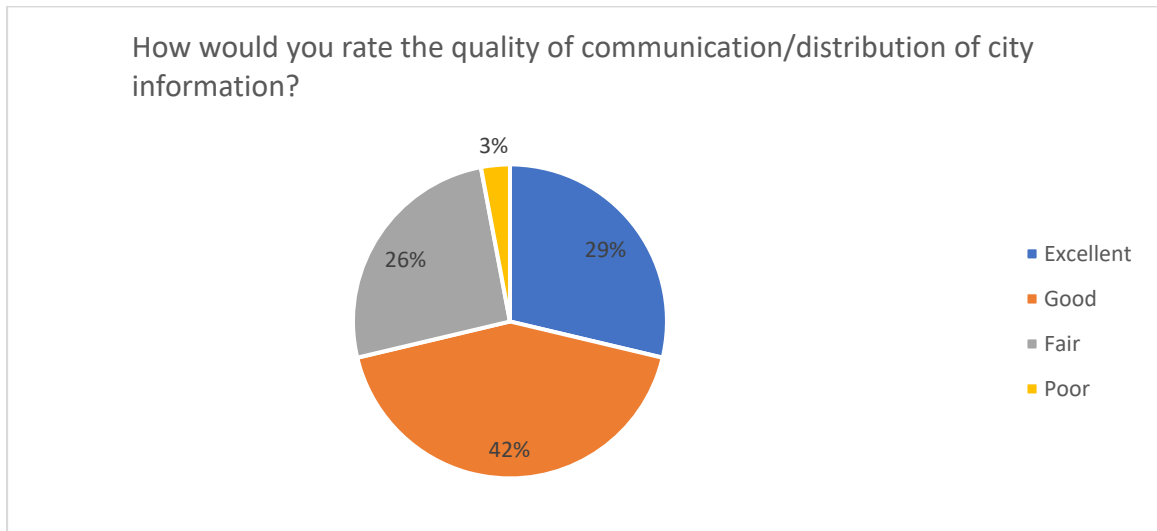
24. How Residents Obtain a Majority of City Information (Citizen Rating)²⁸



²⁷ City of Spring Lake Park 2023 Citizen Survey.

²⁸ City of Spring Lake Park 2023 Citizen Survey.

25. Quality of Communications/Distribution of City Information (Citizen Rating)²⁹



26. Social Media Followers³⁰

| | 2022 |
|----------------------------|-------|
| City Facebook | 1,299 |
| Police Department Facebook | 4,084 |
| Recreation Facebook | 1,435 |
| City Twitter | 527 |

27. Meeting Viewership³¹

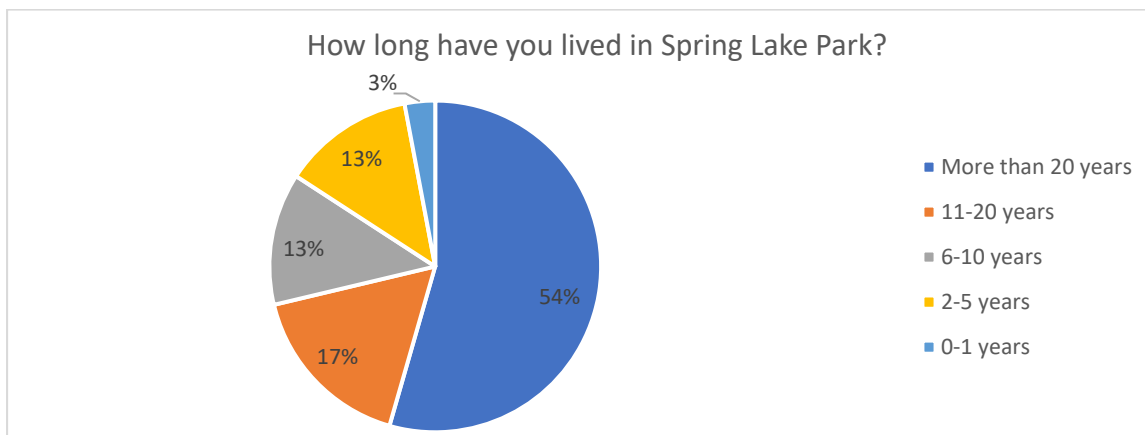
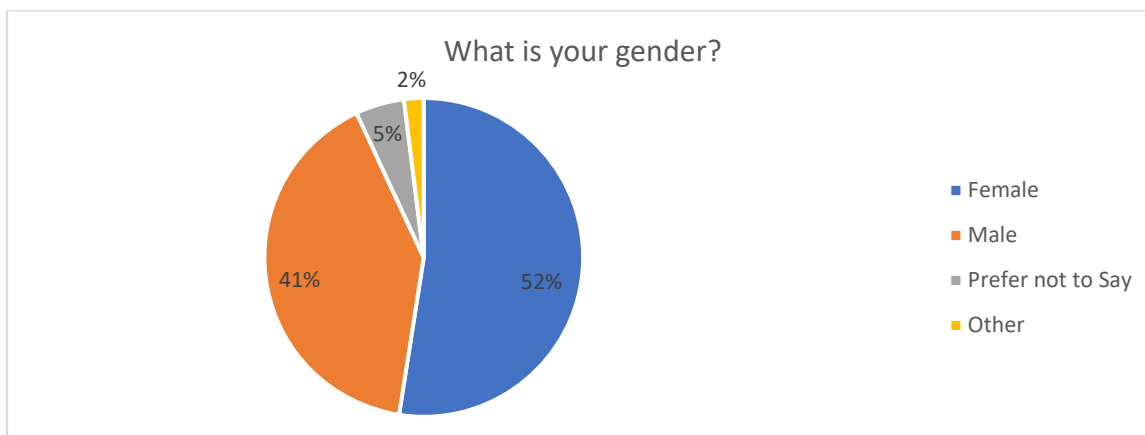
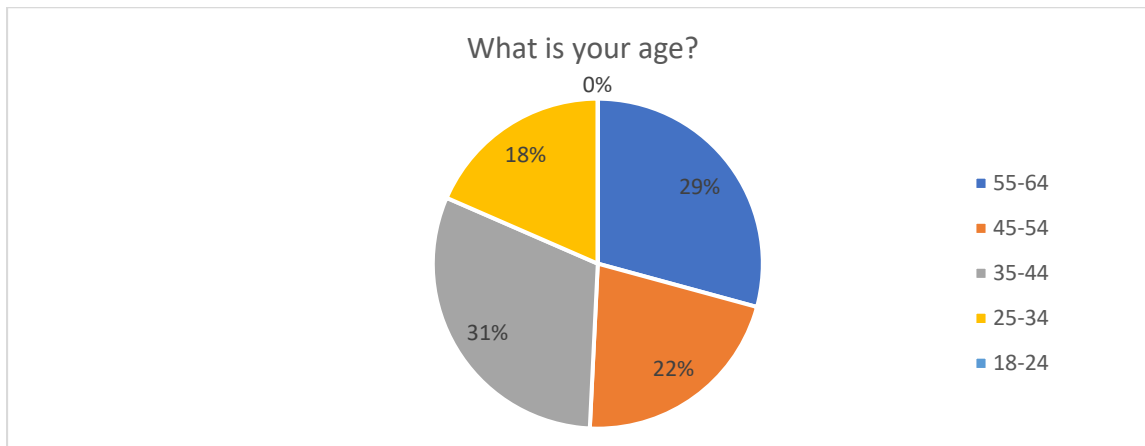
| | 2020 | 2021 | 2022 |
|-------------------------------|------|------|------|
| Online Views of City Meetings | 696 | 878 | 721 |

²⁹ City of Spring Lake Park 2023 Citizen Survey.

³⁰ Facebook.com; Twitter.com

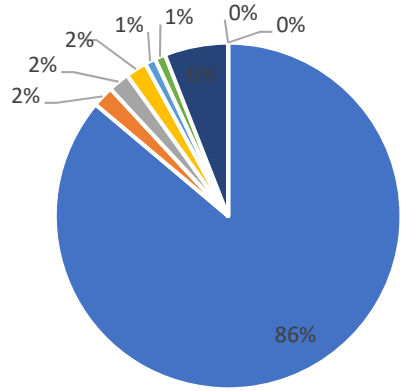
³¹ Data provided by North Metro Telecommunications Commission

Appendix A - Survey Respondent Demographics³²



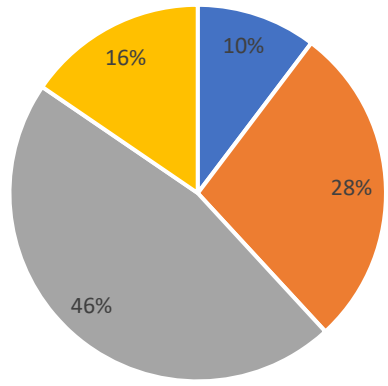
³² City of Spring Lake Park 2023 Citizen Survey

Which of the following categories represents your race/ethnicity?



- White
- Asian-Pacific Islander
- Native American
- Mixed/Bi-Racial
- Hispanic/Latino
- Don't Know
- Other/Refused Answer
- Something Else
- African American or African-born

Thinking about your household finances, how would you describe your financial situation? Would you say that:



- Your monthly expenses are exceeding your income
- You are meeting your monthly expenses but are putting aside little or no savings
- You are managing comfortably while putting some money aside
- You are managing very well