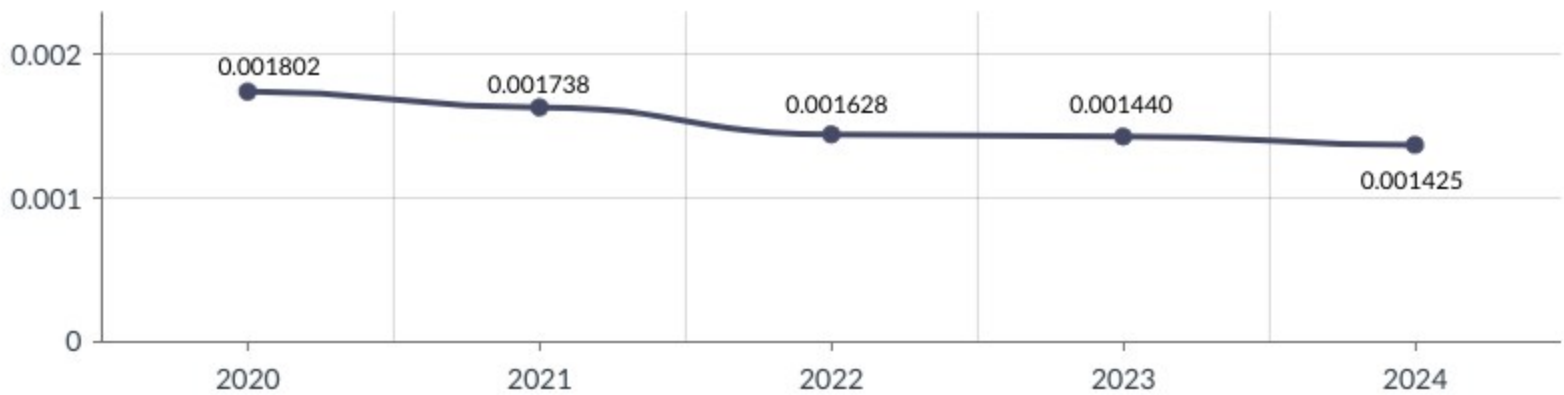


FY 2025-2026 Budget Highlights




Historical Tax Rates



Fund Balance

The 2021 legislative session increased the reserve fund balance from 25% to 35%. The reserve fund balance for FY 2024-2025 is estimated to be at 30.7%. This budget does not allocate any fund towards fund balance. The City's goal is to continue to build its reserve to the 35% maximum.



Employee Benefits

There are no changes to Insurance, Retirement and Workers Comp benefits for this fiscal year.

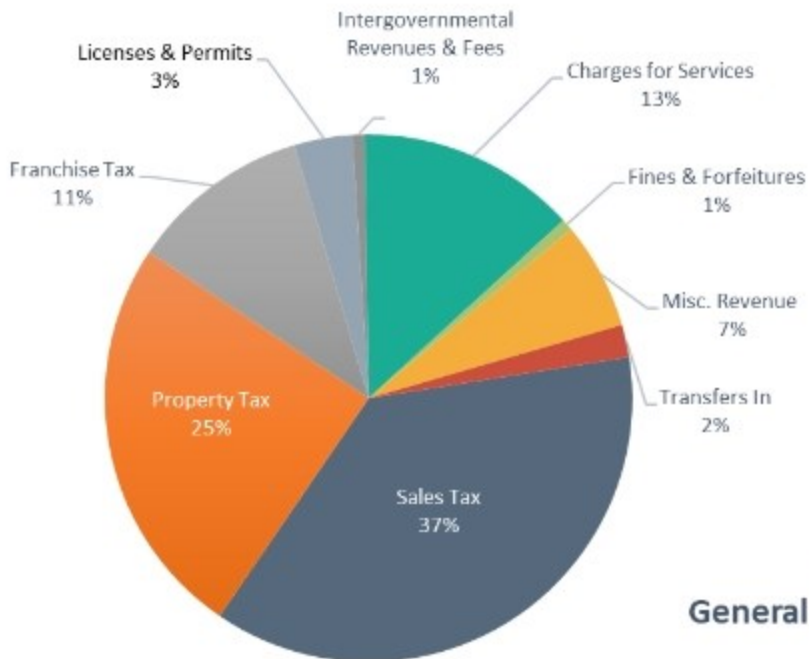




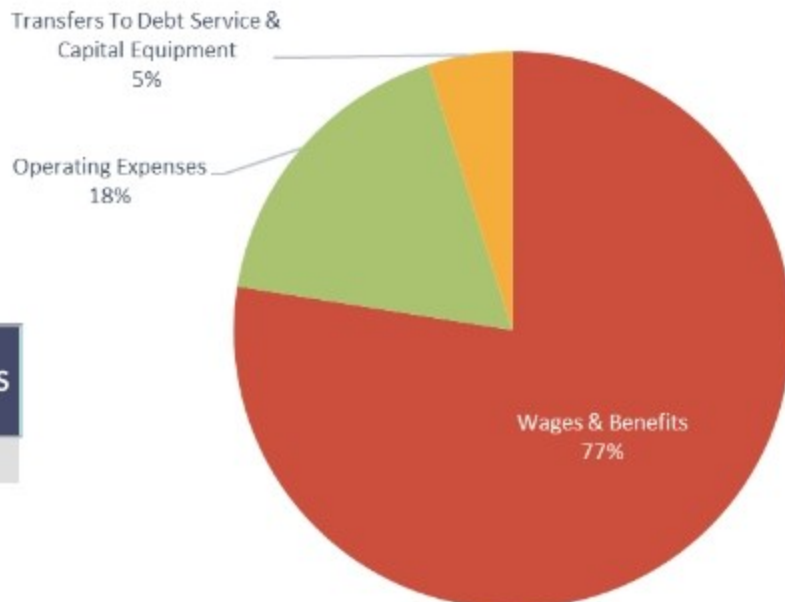
SOUTH JORDAN
U T A H

General Fund Summary

Where Money Comes From
General Fund 2026 Adopted, \$69,192,812



How Money is Spent
General Fund 2026 Adopted, \$69,192,812



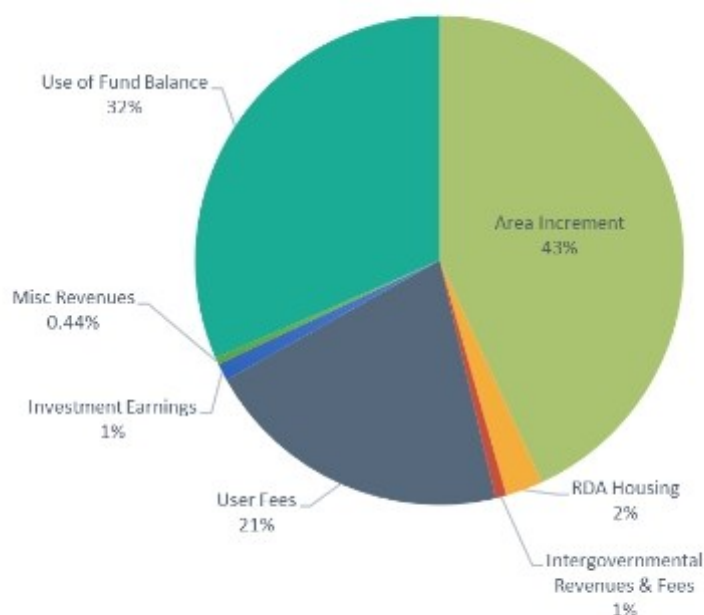
FUND	# OF EMPLOYEES
General Fund	398



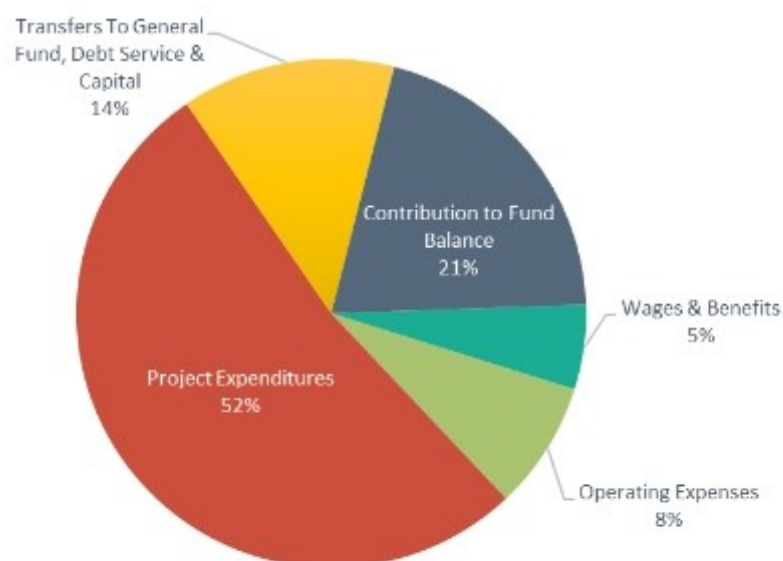
Special Revenue Fund Summary

RDA, CDBG, Interfacility Transfers, Storm Drain

Where Money Comes From
Special Revenue Funds 2026 Adopted, \$30,317,594



How Money is Spent
Special Revenue Funds 2026 Adopted, \$30,317,594



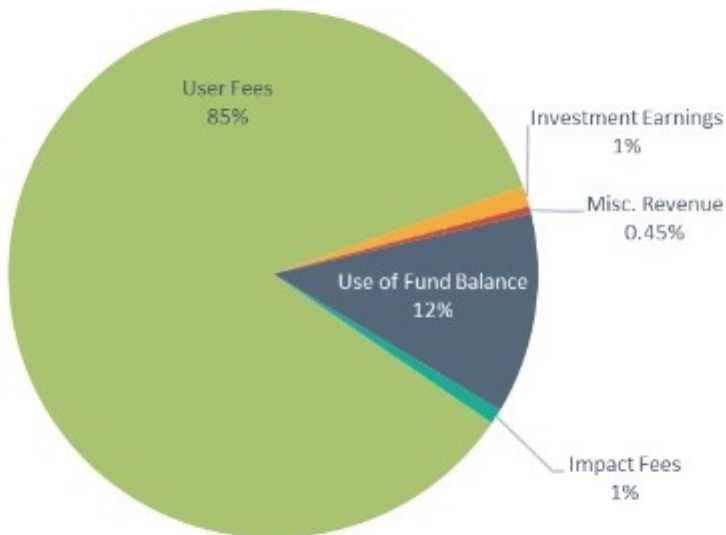
FUND	# OF EMPLOYEES
Special Revenue	14

Enterprise Fund Summary

Water, Sanitation, Mulligans, Self Insurance

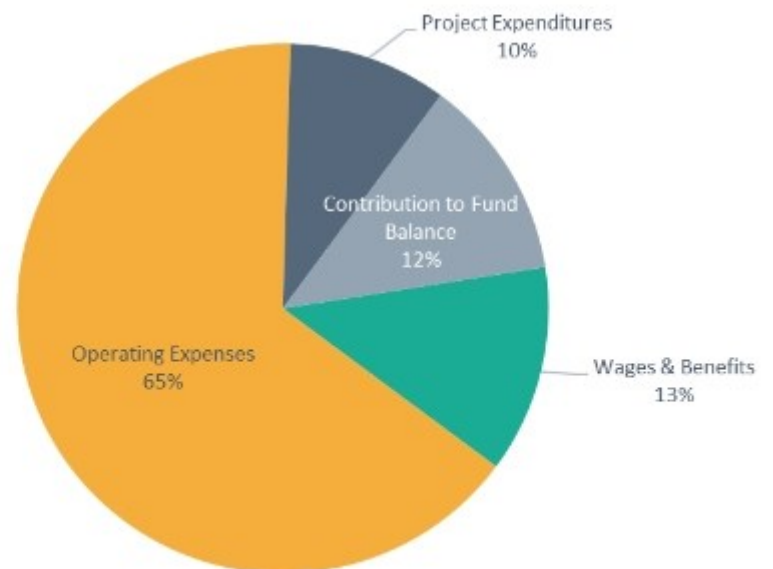
Where Money Comes From

Enterprise Funds 2026 Adopted, \$37,763,661



How Money is Spent

Enterprise Funds 2026 Adopted, \$37,763,661



FUND	# OF EMPLOYEES
Enterprise	43



Debt Service

Debts Remaining

Bond	Maturity Date	Outstanding Balance
2015 RDA Sales Tax & Tax Increment Revenue Bonds	2032	\$7,185,000
2016 Special Assessment	2037	\$18,750,000
2017 Sales Tax Bonds	2040	\$15,935,000
2019 Sales Tax Bonds	2040	\$11,530,000



Grants Received

Federal Grants Received 2018-2025	\$14,183,687
State Legislative Appropriation 2018-2025	\$19,250,000
State Grants Received 2018-2025	\$25,848,741
Total Grants Received	\$59,282,428



SOUTH JORDAN
UTAH

Proposed Capital Projects : \$14,665,000

		Cost	Funding Source
Park Projects		\$515,000	General Fund
Road Projects		\$2,000,000 \$1,800,000 \$540,000 \$1,000,000 \$481,000	Class C Funds Transportation Tax General Fund CDA Fund Road Impact Fees
Facilities Projects		\$110,000	General Fund
IT Projects		\$185,000	General Fund
Water Projects		\$2,455,000	Water Fund
Mulligans Projects		\$300,000	Mulligans Fund
Storm Drain Projects		\$50,000 \$730,000	General Fund Storm Drain Fund
Fleet	\$1,600,000 \$717,000 \$135,000	General Fund Water Sanitation	\$272,000 \$1,730,000 \$45,000 Storm Drain Public Safety Lease Mulligans

On Going Capital Projects Summary

PROJECTS	# OF PROJECTS	REMAINING BUDGET TO COMPLETION
General Capital	46	\$21,962,291
Local Transit	14	\$3,444,431
Class C	6	\$699,739
Road Impact	3	\$538,289
Parks Impact	5	\$275,192
Storm Impact	2	\$162,156
Water	23	\$3,340,614
Mulligans	6	\$404,279
	105	\$30,826,991