

SPEED STUDY DEMO SUMMARY

Snoqualmie, WA

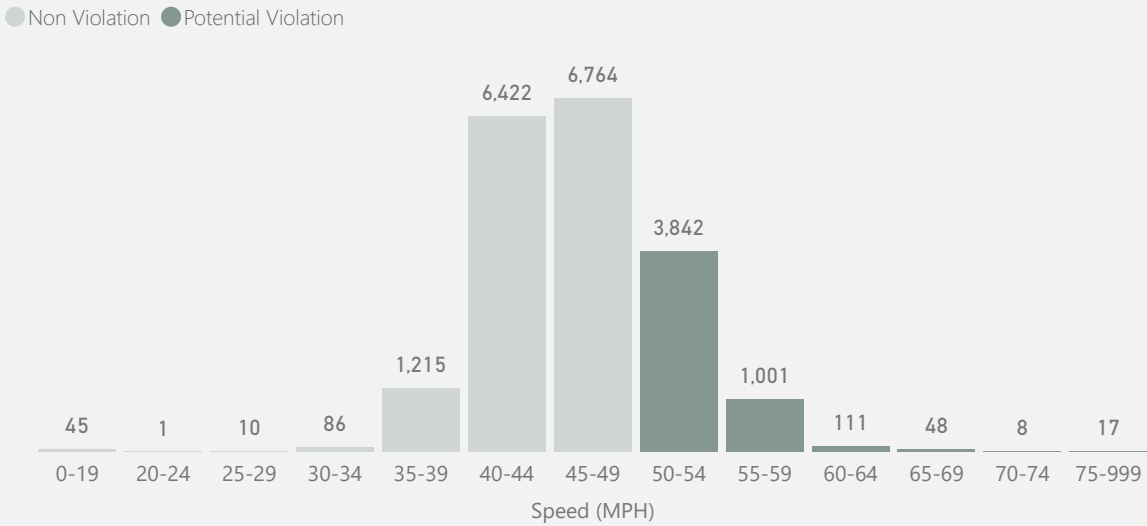
Study	Direction	Block	School	School Zone Enforcement Times (Start/Stop-AM/PM)	Total Potential Violations	Total During School Zone Enforcement	Total In Between School Zone Enforcement	Total Outside School Zone Enforcement	Potential Violation %	Traffic	Study Date
01_EB_PV	EB	Snoqualmie Pkwy (East of Fisher Ave SE)	N/A	N/A	5,027	N/A	N/A	N/A	25.69%	19,570	9/23, 9/24, 9/25
02_WB_PV	WB	Snoqualmie Pkwy (East of Fisher Ave SE)	N/A	N/A	2,212	N/A	N/A	2,212	10.76%	20,553	9/23, 9/24, 9/25
03_NB_PV	NB	9025 Meadowbrook Way SE	Mount Si High	7:00 AM - 4:00 PM	1,729	1,615	N/A	114	26.17%	6,606	9/23, 9/24, 9/25
04_SB_PV	SB	8500 Meadowbrook Way SE	Mount Si High	7:00 AM - 4:00 PM	689	656	N/A	33	13.79%	4,998	9/23, 9/24, 9/25
05_EB_PV	EB	39254 SE Park St	Mount Si High	7:00 AM - 4:00 PM	415	404	N/A	11	10.66%	3,894	9/23, 9/24, 9/25
06_WB_PV	WB	657 SE Park St	Mount Si High	7:00 AM - 4:00 PM	218	211	N/A	7	6.10%	3,574	9/23, 9/24, 9/25
07_NB_PV	NB	Snoqualmie Pkwy (South of SW Swenson Dr)	Timber Ridge Elementary / MorningStar Montessori	8:45 AM - 9:45 AM 3:00 PM - 4:00 PM	7,075	1,575	1986	3,514	29.68%	23,839	9/23, 9/24, 9/25
08_SB_PV	SB	Snoqualmie Pkwy (South of SW Swenson Dr)	Timber Ridge Elementary / MorningStar Montessori	8:45 AM - 9:45 AM 3:00 PM - 4:00 PM	909	436	153	320	3.97%	22,876	9/23, 9/24, 9/25
09_NB_PV	NB	Snoqualmie Pkwy (North of SW Swenson Dr)	Timber Ridge Elementary / MorningStar Montessori	8:45 AM - 9:45 AM 3:00 PM - 4:00 PM	2,138	746	487	905	8.45%	25,316	9/23, 9/24, 9/25
10_SB_PV	SB	Snoqualmie Pkwy (North of SW Swenson Dr)	Timber Ridge Elementary / MorningStar Montessori	8:45 AM - 9:45 AM 3:00 PM - 4:00 PM	1,243	681	187	375	4.71%	26,412	9/23, 9/24, 9/25
11_NB_PV	NB	8774 Meadowbrook Way SE	Mount Si High	7:00 AM - 4:00 PM	1,034	918	N/A	116	19.75%	5,236	9/30, 10/1, 10/2
11_SB_PV	SB	8774 Meadowbrook Way SE	Mount Si High	7:00 AM - 4:00 PM	1,036	929	N/A	107	16.47%	6,291	9/30, 10/1, 10/2

Snoqualmie Pkwy (East of Fisher Ave SE)

EB

Study
01_EB_PV

Recorded Traffic by Speed Bucket (all study days)

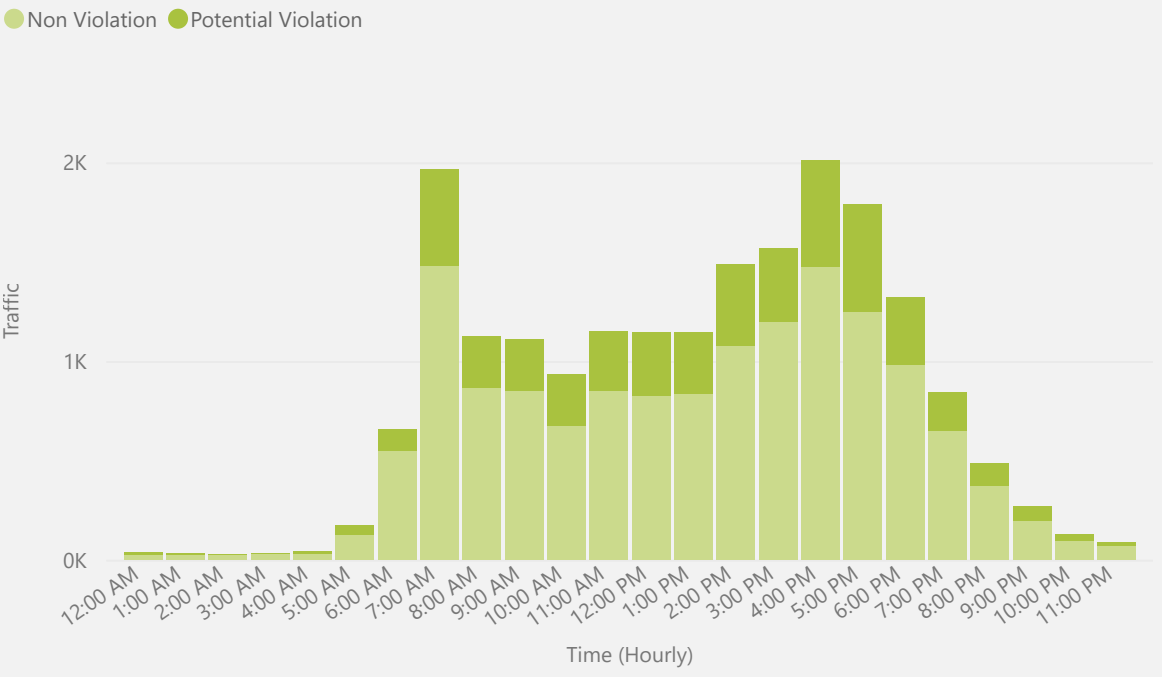


5,027	40	50
Potential Violations	Posted Speed	Trigger Speed

Speed Study Recorded Activity

Date	Potential Violations (24/7 Enforcement)	Traffic
Tuesday, September 23, 2025	1,741	6,368
Wednesday, September 24, 2025	1,714	6,699
Thursday, September 25, 2025	1,572	6,503
Total	5,027	19,570

Traffic by Time of Day - 1 Hr buckets (all study days)



Snoqualmie Pkwy (East of Fisher Ave SE)

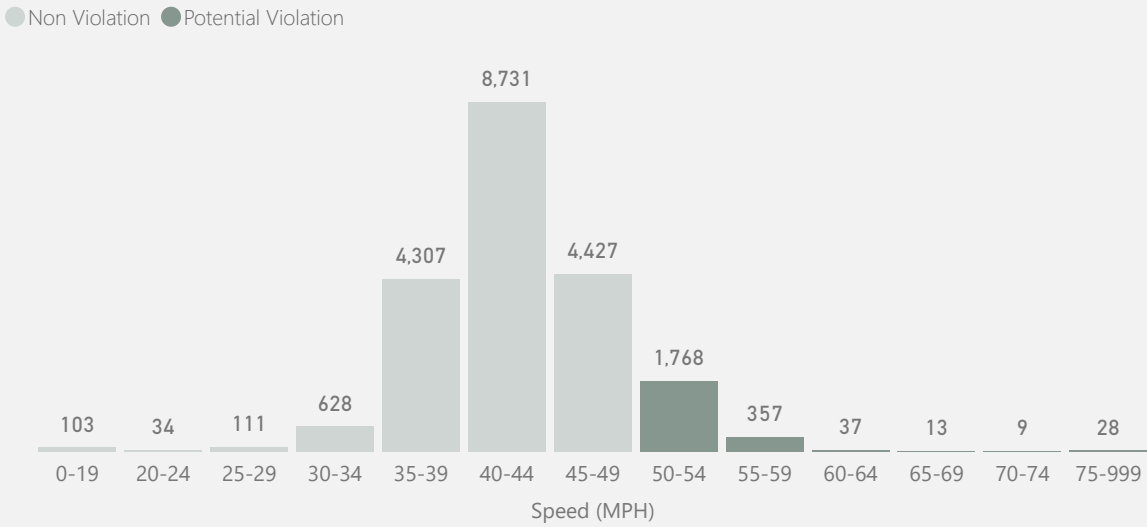
WB

Study
02_WB_PV

Speed Study Recorded Activity

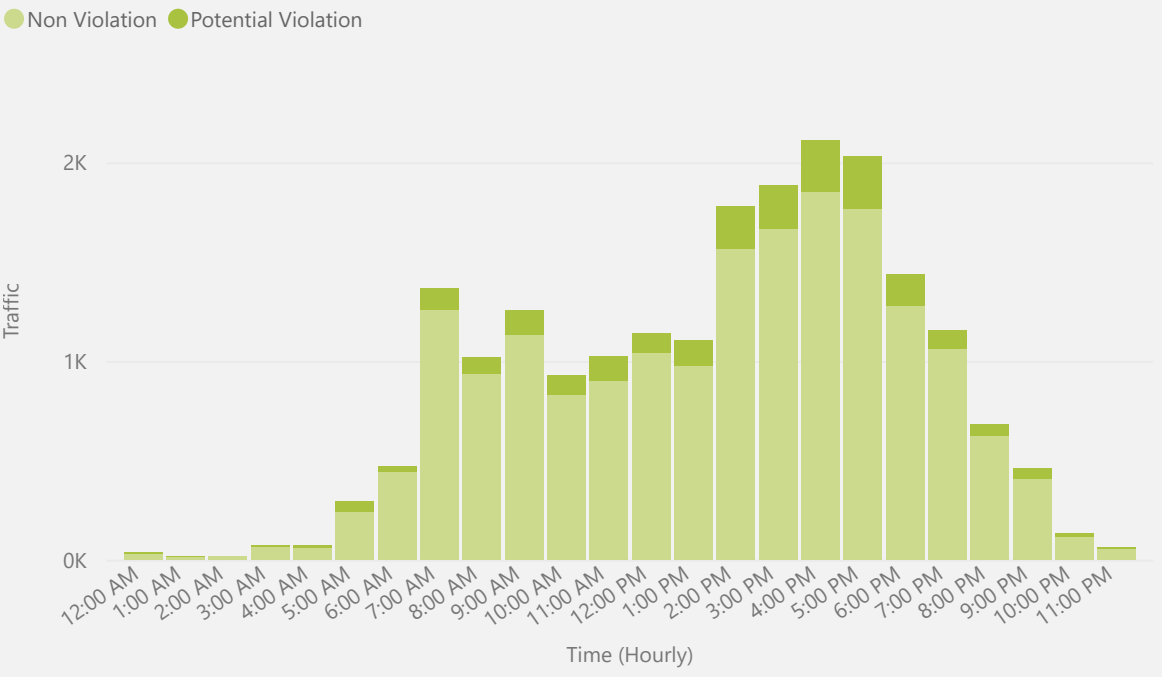
Date	Potential Violations (24/7 Enforcement)	Traffic
Tuesday, September 23, 2025	718	6,602
Wednesday, September 24, 2025	744	6,965
Thursday, September 25, 2025	750	6,986
Total	2,212	20,553

Recorded Traffic by Speed Bucket (all study days)



2,212	40	50
Potential Violations	Posted Speed	Trigger Speed

Traffic by Time of Day - 1 Hr buckets (all study days)



Mount Si High

9025 Meadowbrook Way SE

NB

Block

Direction

Study

03_NB_PV

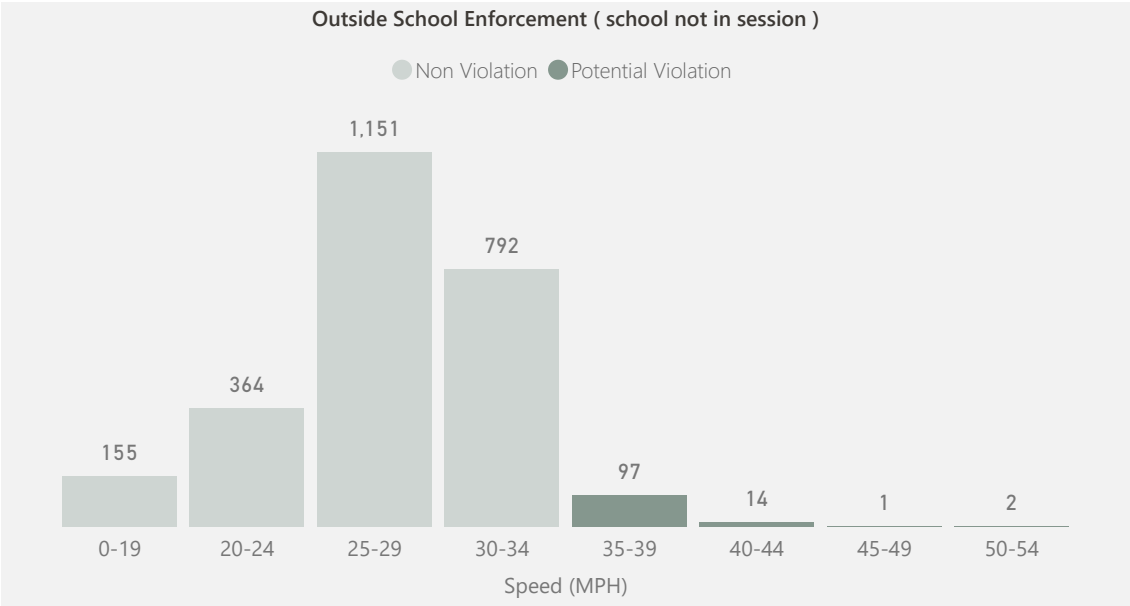
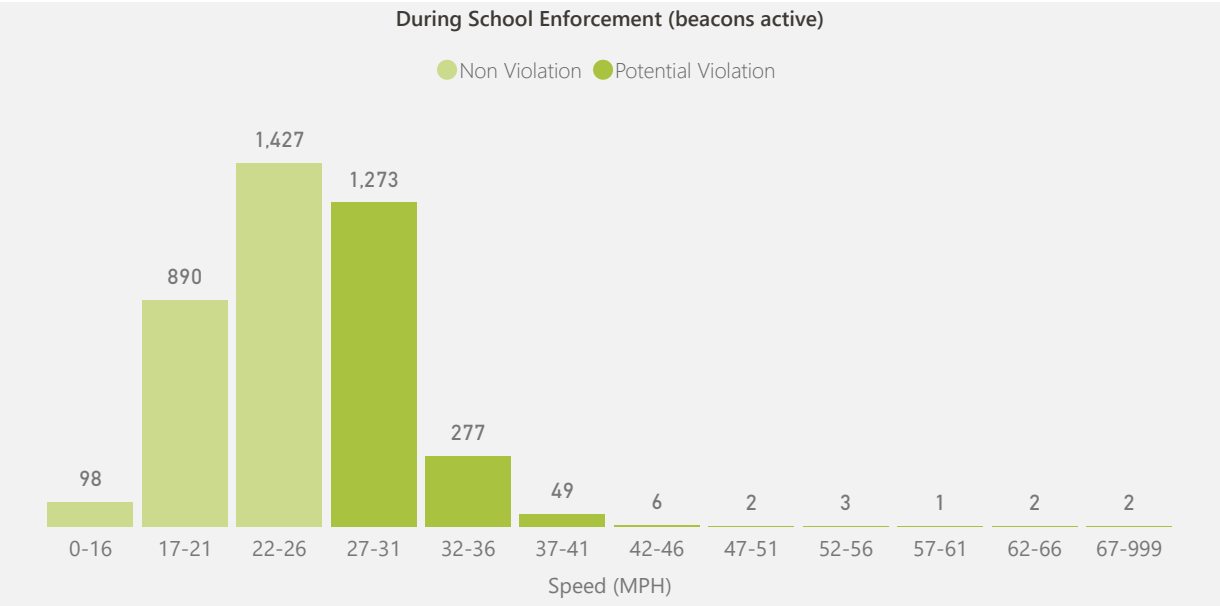
School Enforcement Times (Start/Stop-AM/PM)

7:00 AM - 4:00 PM

Speed Study Recorded Activity

Date	Potential Violations During Beacon Enforcement	Potential Violations Outside Beacon Enforcement	Traffic
Tuesday, September 23, 2025	576	39	2,002
Wednesday, September 24, 2025	556	40	2,276
Thursday, September 25, 2025	483	35	2,328
Total	1,615	114	6,606

Recorded Traffic by Speed Bucket



1,615

Potential Violations

20

Posted Speed

27

Trigger Speed

114

Potential Violations

25

Posted Speed

35

Trigger Speed

Mount Si High

8500 Meadowbrook Way SE

SB

Block

Direction

Study

04_SB_PV

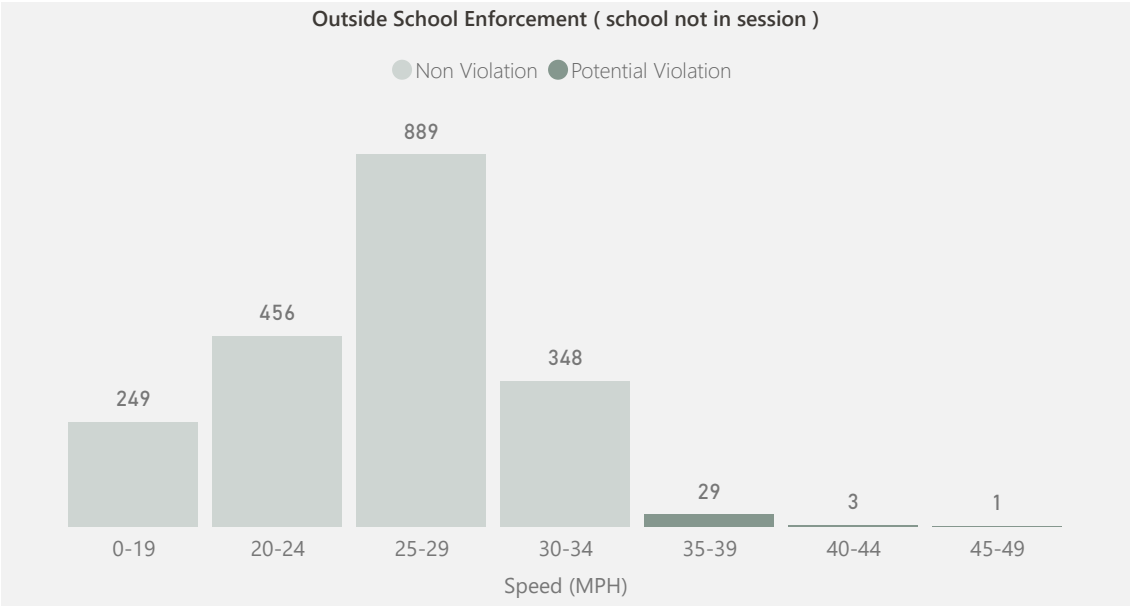
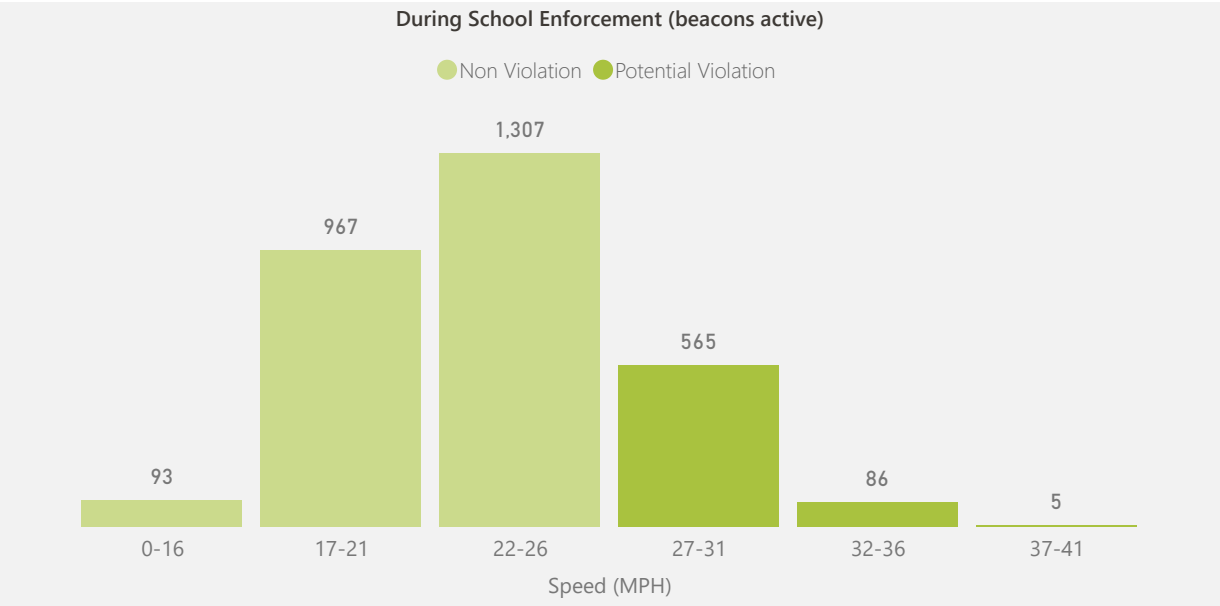
School Enforcement Times (Start/Stop-AM/PM)

7:00 AM - 4:00 PM

Speed Study Recorded Activity

Date	Potential Violations During Beacon Enforcement	Potential Violations Outside Beacon Enforcement	Traffic
Tuesday, September 23, 2025	237	9	1,593
Wednesday, September 24, 2025	210	13	1,704
Thursday, September 25, 2025	209	11	1,701
Total	656	33	4,998

Recorded Traffic by Speed Bucket



656

Potential Violations

20

Posted Speed

27

Trigger Speed

33

Potential Violations

25

Posted Speed

35

Trigger Speed

Mount Si High

39254 SE Park St

Block

EB

Direction

Study

05_EB_PV

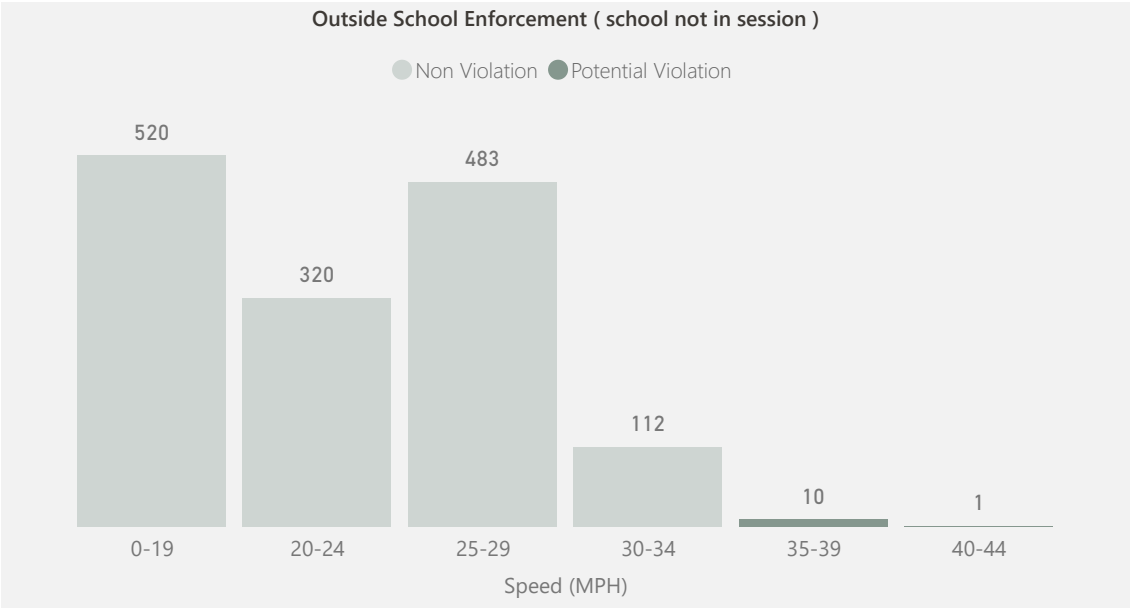
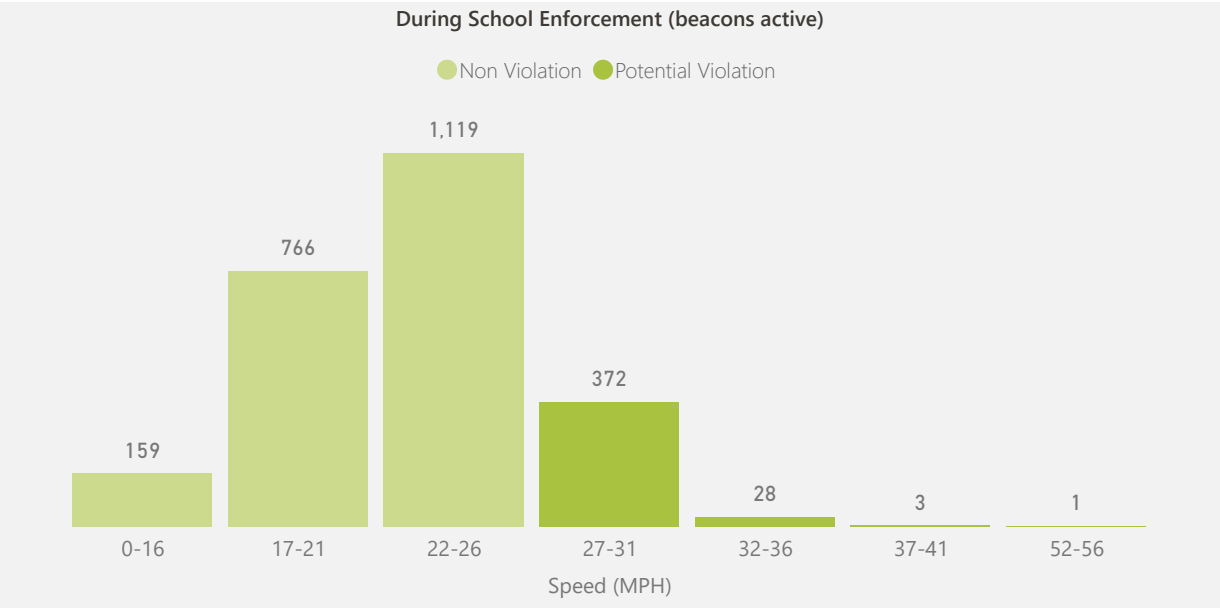
School Enforcement Times (Start/Stop-AM/PM)

7:00 AM - 4:00 PM

Speed Study Recorded Activity

Date	Potential Violations During Beacon Enforcement	Potential Violations Outside Beacon Enforcement	Traffic
Tuesday, September 23, 2025	140	3	1,251
Wednesday, September 24, 2025	152	3	1,288
Thursday, September 25, 2025	112	5	1,355
Total	404	11	3,894

Recorded Traffic by Speed Bucket



404

Potential Violations

20

Posted Speed

27

Trigger Speed

11

Potential Violations

25

Posted Speed

35

Trigger Speed

Mount Si High

657 SE Park St

Block

WB

Direction

Study

06_WB_PV

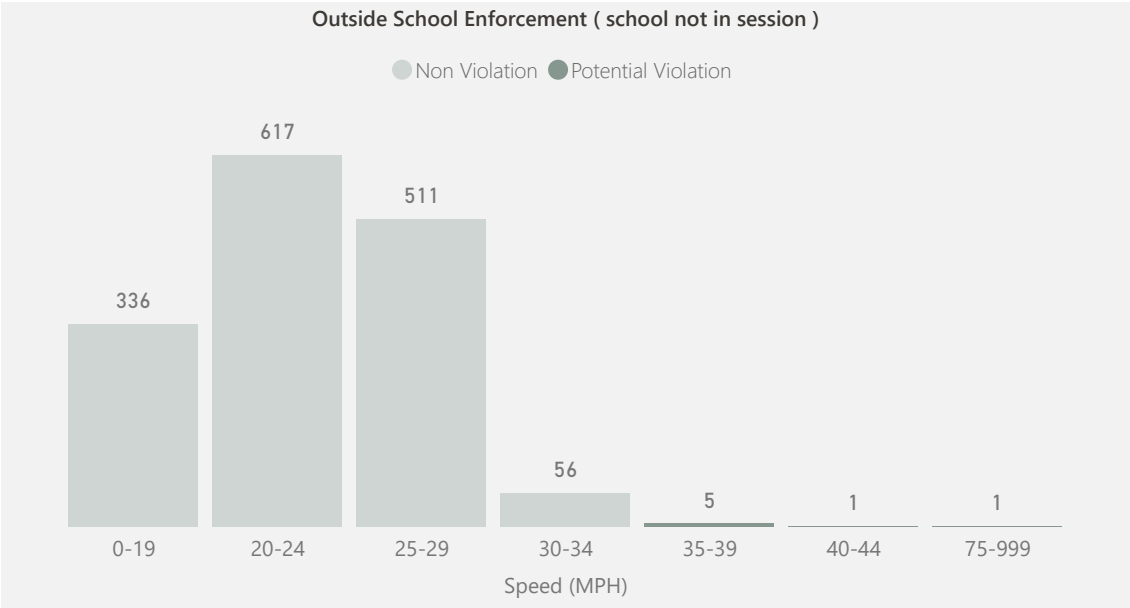
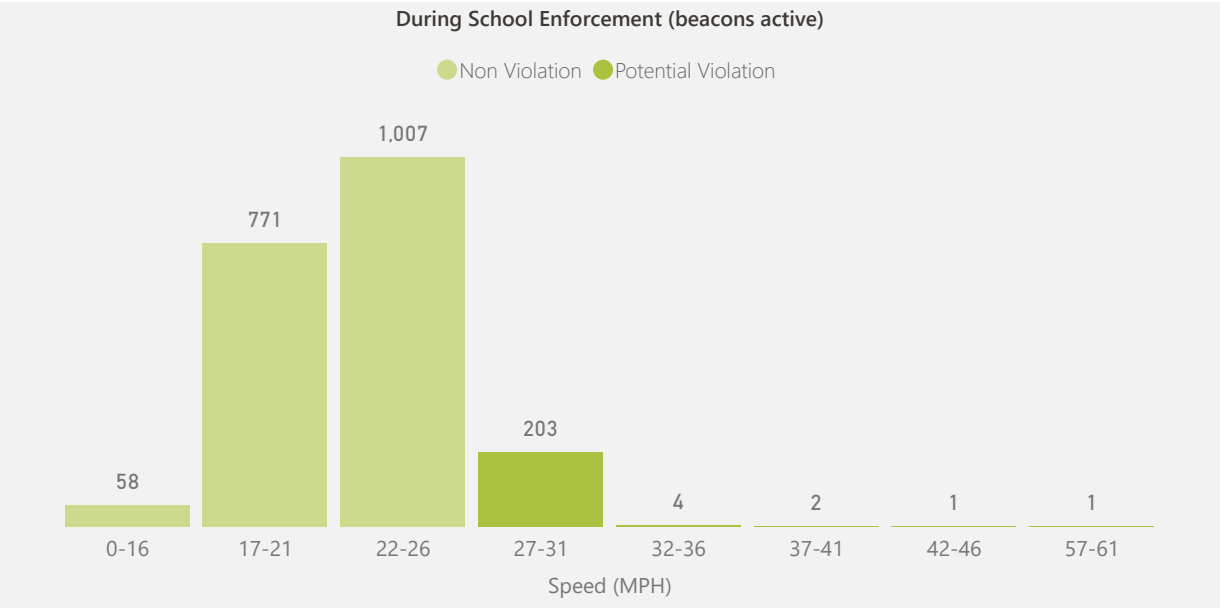
School Enforcement Times (Start/Stop-AM/PM)

7:00 AM - 4:00 PM

Speed Study Recorded Activity

Date	Potential Violations During Beacon Enforcement	Potential Violations Outside Beacon Enforcement	Traffic
Tuesday, September 23, 2025	75	2	1,151
Wednesday, September 24, 2025	81	1	1,199
Thursday, September 25, 2025	55	4	1,224
Total	211	7	3,574

Recorded Traffic by Speed Bucket



211

Potential Violations

20

Posted Speed

27

Trigger Speed

7

Potential Violations

25

Posted Speed

35

Trigger Speed

Timber Ridge Elementary / MorningStar Montessori

Snoqualmie Pkwy (South of SW Swenson Dr)
Block

NB
Direction

Study

07_NB_PV

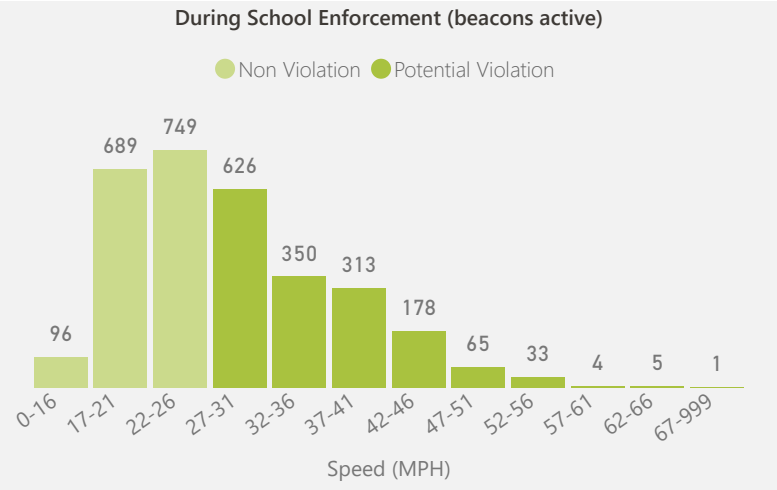
School Enforcement Times (Start/Stop-AM/PM)

8:45 AM - 9:45 AM 3:00 PM - 4:00 PM

Speed Study Recorded Activity

Date	Potential Violations During Beacon Enforcement	Potential Violations Between Beacon Enforcement	Potential Violations Outside Beacon Enforcement	Traffic
Tuesday, September 23, 2025	540	699	1,186	7,938
Wednesday, September 24, 2025	545	723	1,160	7,954
Thursday, September 25, 2025	490	564	1,168	7,947
Total	1,575	1986	3,514	23,839

Recorded Traffic by Speed Bucket



1,575

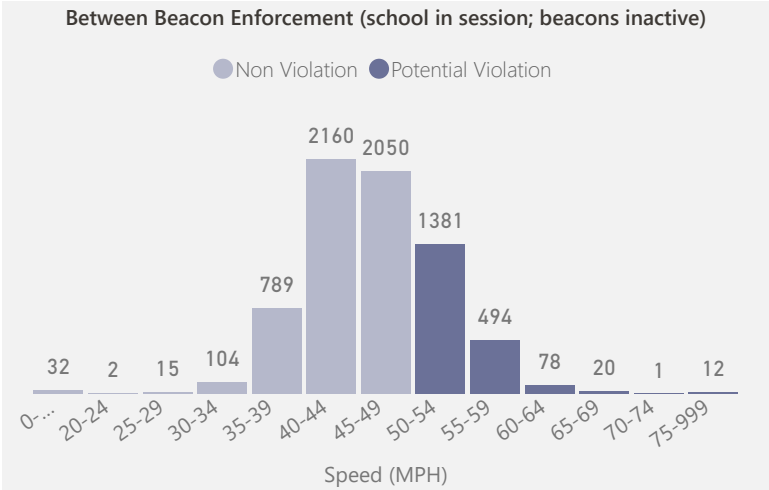
Potential Violations

20

Posted Speed

27

Trigger Speed



1986

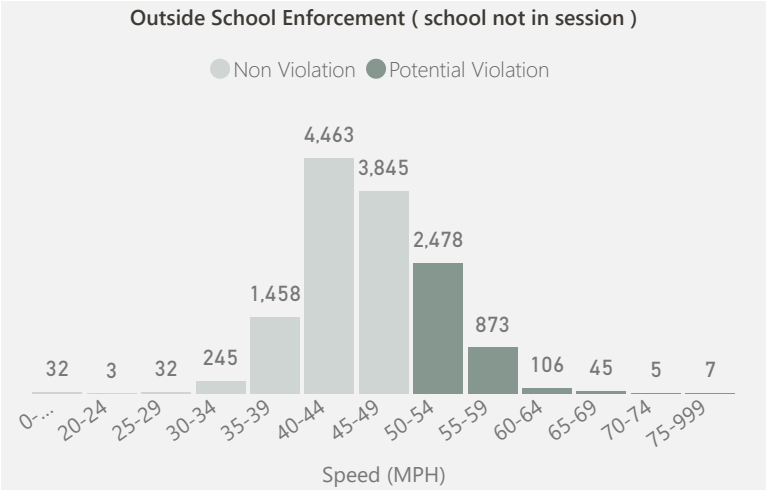
Potential Violations in...

40

Posted Speed

50

Trigger Speed



3,514

Potential Violations

40

Posted Speed

50

Trigger Speed



Timber Ridge Elementary / MorningStar Montessori

Snoqualmie Pkwy (South of SW Swenson Dr)

Block

SB

Direction

Study

08_SB_PV

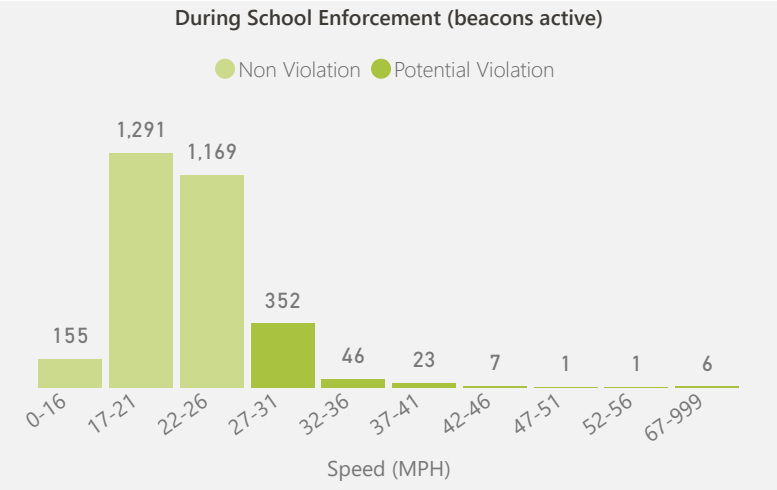
School Enforcement Times (Start/Stop-AM/PM)

8:45 AM - 9:45 AM 3:00 PM - 4:00 PM

Speed Study Recorded Activity

Date	Potential Violations During Beacon Enforcement	Potential Violations Between Beacon Enforcement	Potential Violations Outside Beacon Enforcement	Traffic
Tuesday, September 23, 2025	161	47	105	7,422
Wednesday, September 24, 2025	145	55	113	7,709
Thursday, September 25, 2025	130	51	102	7,745
Total	436	153	320	22,876

Recorded Traffic by Speed Bucket



436

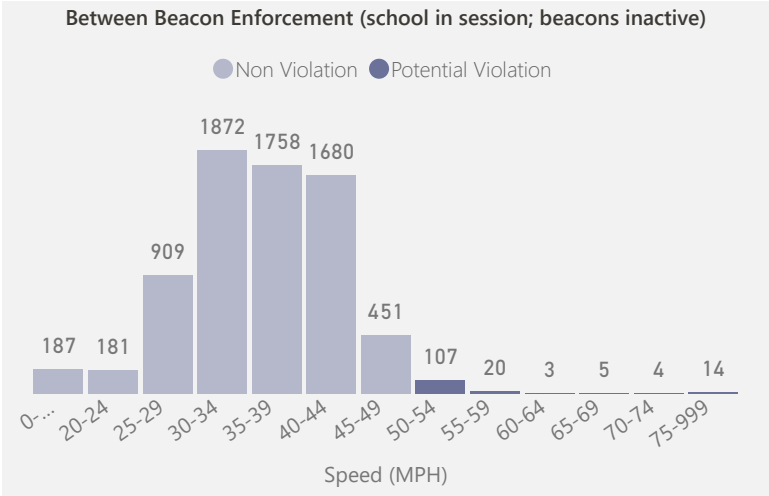
Potential Violations

20

Posted Speed

27

Trigger Speed



153

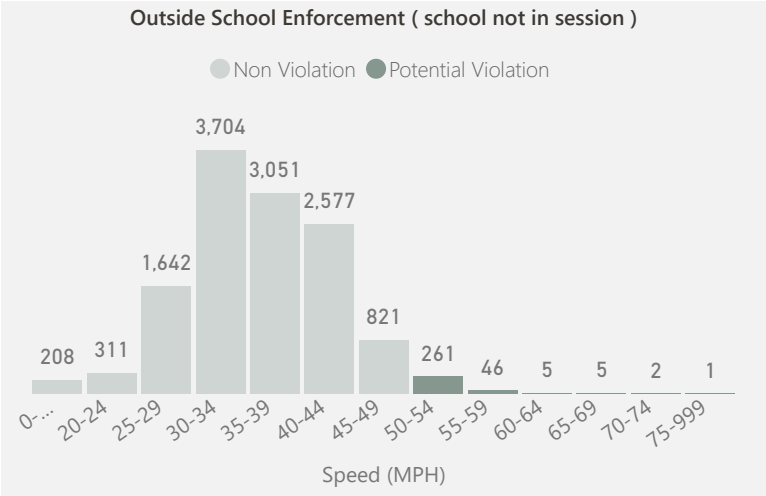
Potential Violations in...

40

Posted Speed

50

Trigger Speed



320

Potential Violations

40

Posted Speed

50

Trigger Speed



Timber Ridge Elementary / MorningStar Montessori

Snoqualmie Pkwy (North of SW Swenson Dr)

NB

Block

Direction

Study

09_NB_PV

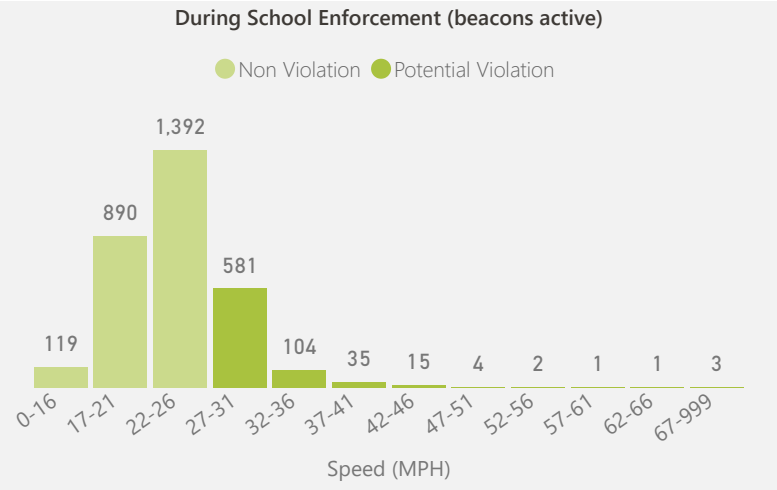
School Enforcement Times (Start/Stop-AM/PM)

8:45 AM - 9:45 AM 3:00 PM - 4:00 PM

Speed Study Recorded Activity

Date	Potential Violations During Beacon Enforcement	Potential Violations Between Beacon Enforcement	Potential Violations Outside Beacon Enforcement	Traffic
Tuesday, September 23, 2025	253	159	302	8,296
Wednesday, September 24, 2025	278	156	282	8,515
Thursday, September 25, 2025	215	172	321	8,505
Total	746	487	905	25,316

Recorded Traffic by Speed Bucket



746

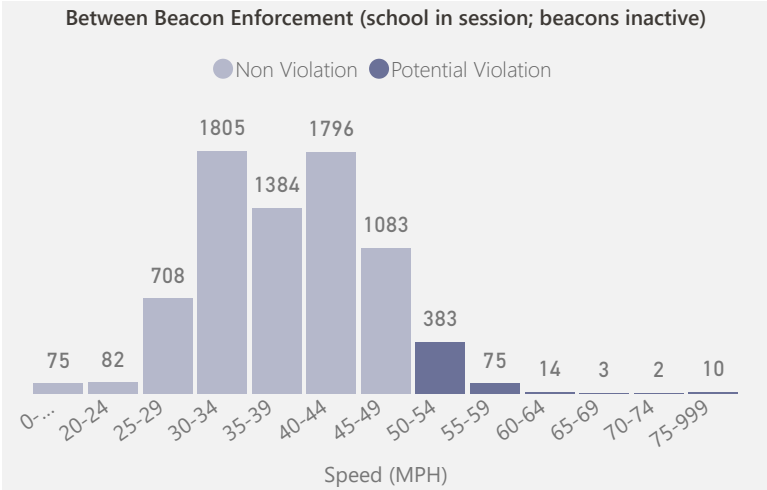
Potential Violations

20

Posted Speed

27

Trigger Speed



487

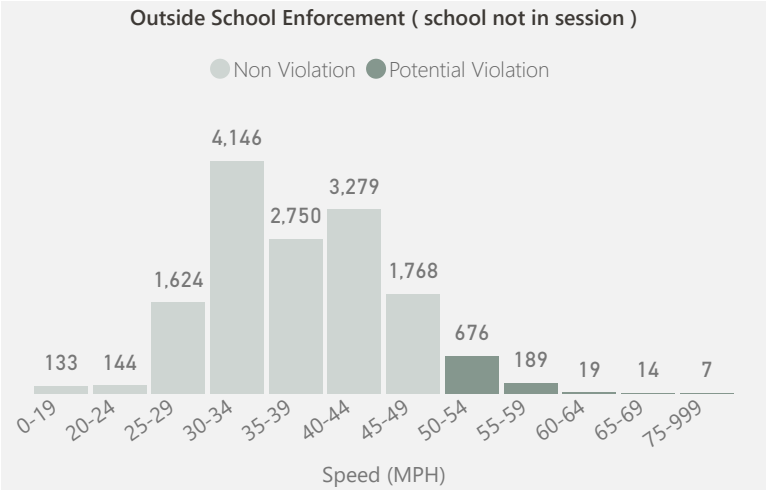
Potential Violations in...

40

Posted Speed

50

Trigger Speed



905

Potential Violations

40

Posted Speed

50

Trigger Speed



Timber Ridge Elementary / MorningStar Montessori

Snoqualmie Pkwy (North of SW Swenson Dr)

Block

SB

Direction

Study

10_SB_PV

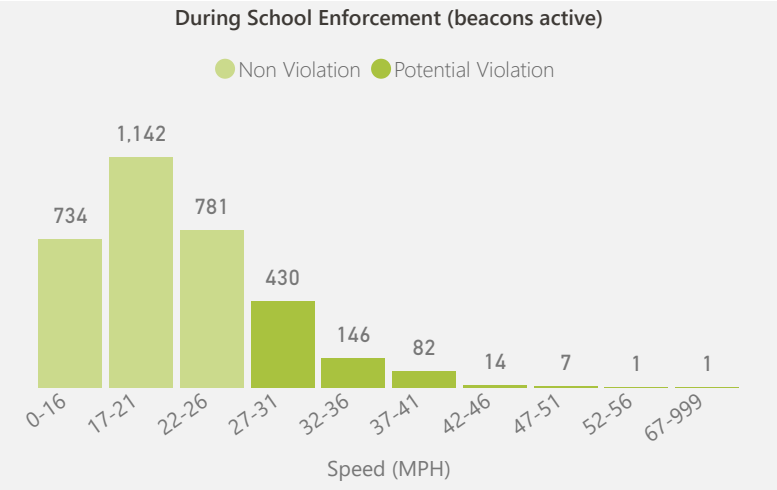
School Enforcement Times (Start/Stop-AM/PM)

8:45 AM - 9:45 AM 3:00 PM - 4:00 PM

Speed Study Recorded Activity

Date	Potential Violations During Beacon Enforcement	Potential Violations Between Beacon Enforcement	Potential Violations Outside Beacon Enforcement	Traffic
Tuesday, September 23, 2025	252	53	129	8,662
Wednesday, September 24, 2025	233	62	131	8,937
Thursday, September 25, 2025	196	72	115	8,813
Total	681	187	375	26,412

Recorded Traffic by Speed Bucket



681

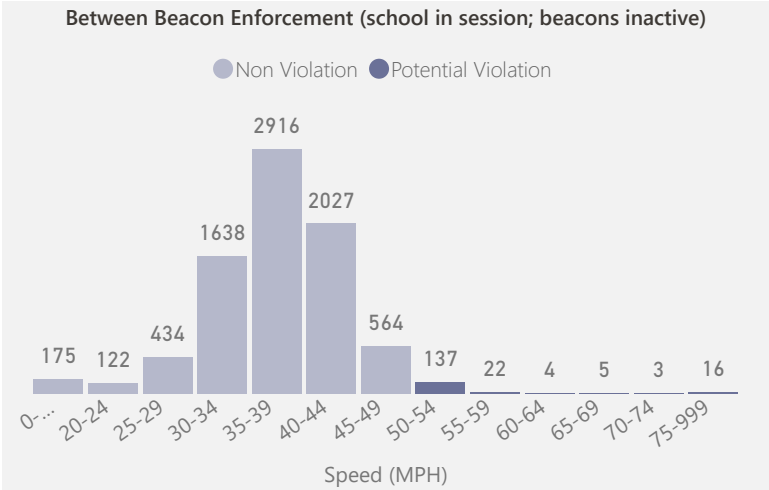
Potential Violations

20

Posted Speed

27

Trigger Speed



187

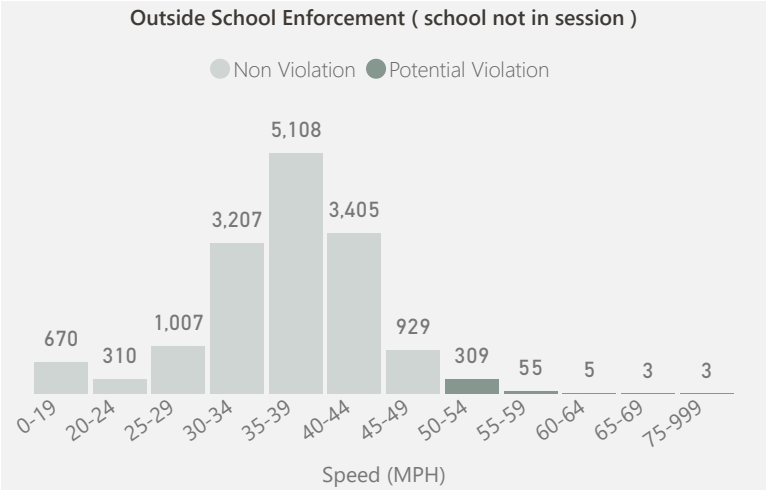
Potential Violations in...

40

Posted Speed

50

Trigger Speed



375

Potential Violations

40

Posted Speed

50

Trigger Speed



Mount Si High

8774 Meadowbrook Way SE

NB

Block

Direction

Study

11_NB_PV

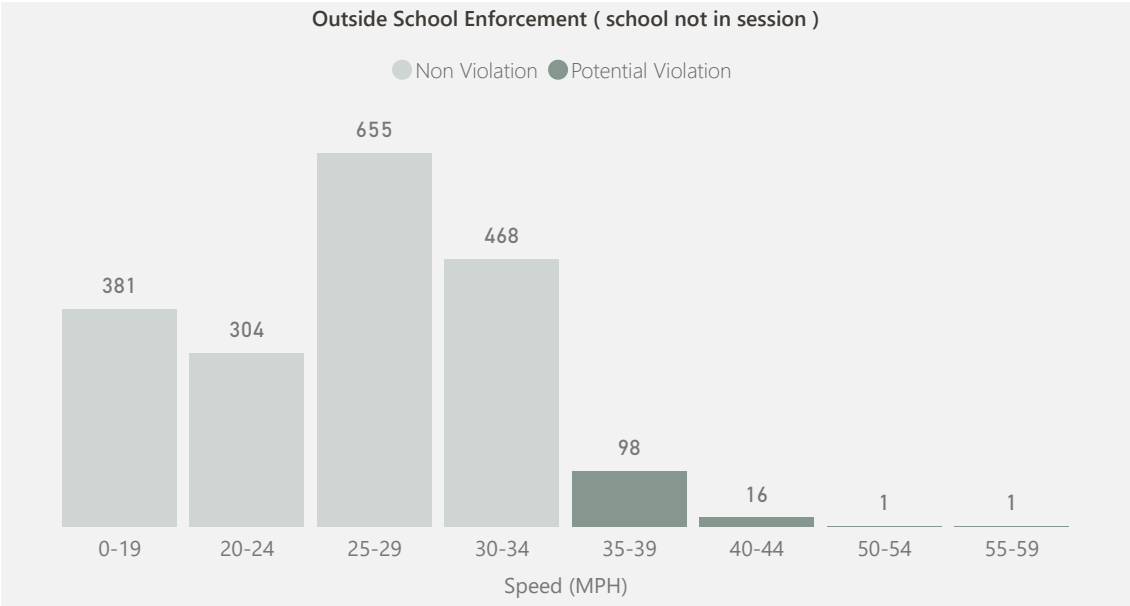
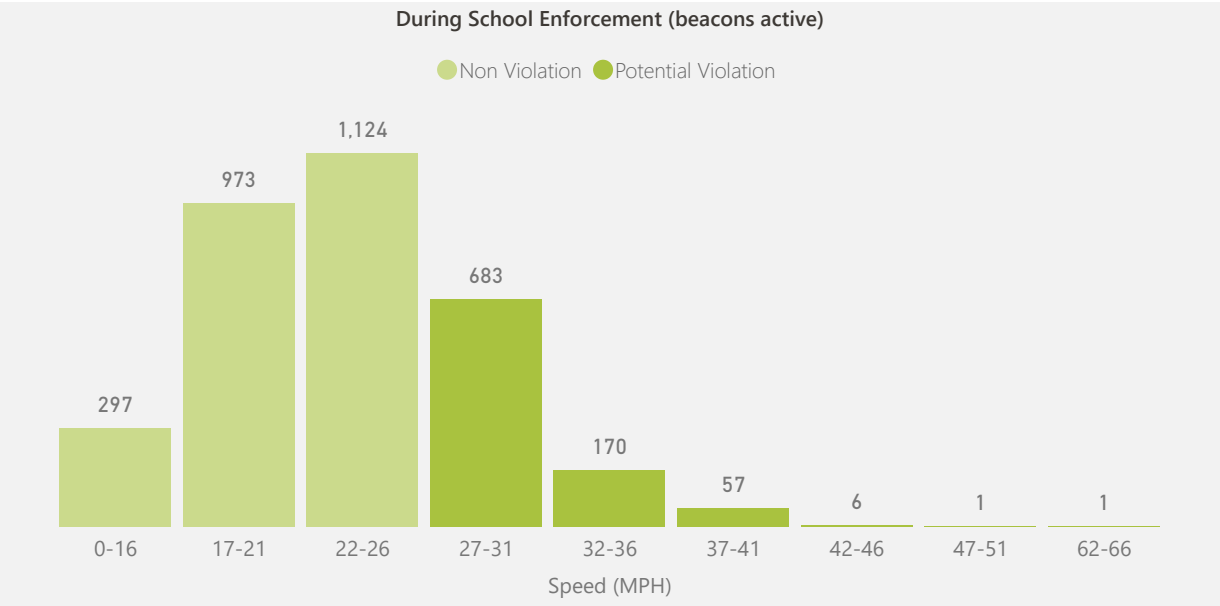
School Enforcement Times (Start/Stop-AM/PM)

7:00 AM - 4:00 PM

Speed Study Recorded Activity

Date	Potential Violations During Beacon Enforcement	Potential Violations Outside Beacon Enforcement	Traffic
Tuesday, September 30, 2025	321	44	1,742
Wednesday, October 01, 2025	280	34	1,771
Thursday, October 02, 2025	317	38	1,723
Total	918	116	5,236

Recorded Traffic by Speed Bucket



918

Potential Violations

20

Posted Speed

27

Trigger Speed

116

Potential Violations

25

Posted Speed

35

Trigger Speed

Mount Si High

8774 Meadowbrook Way SE

SB

Block

Direction

Study

11_SB_PV

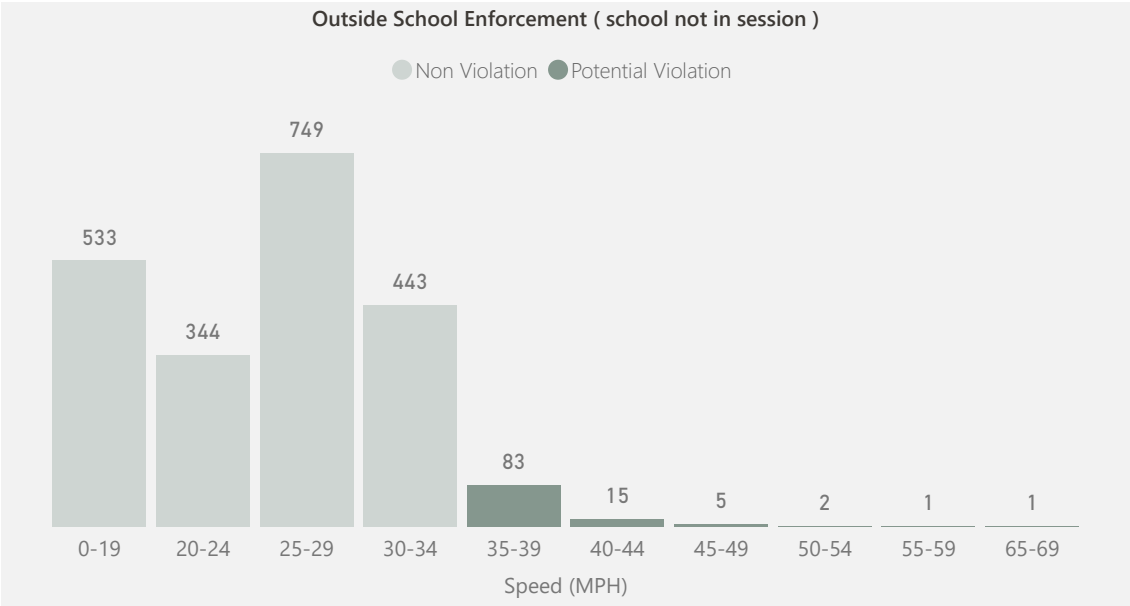
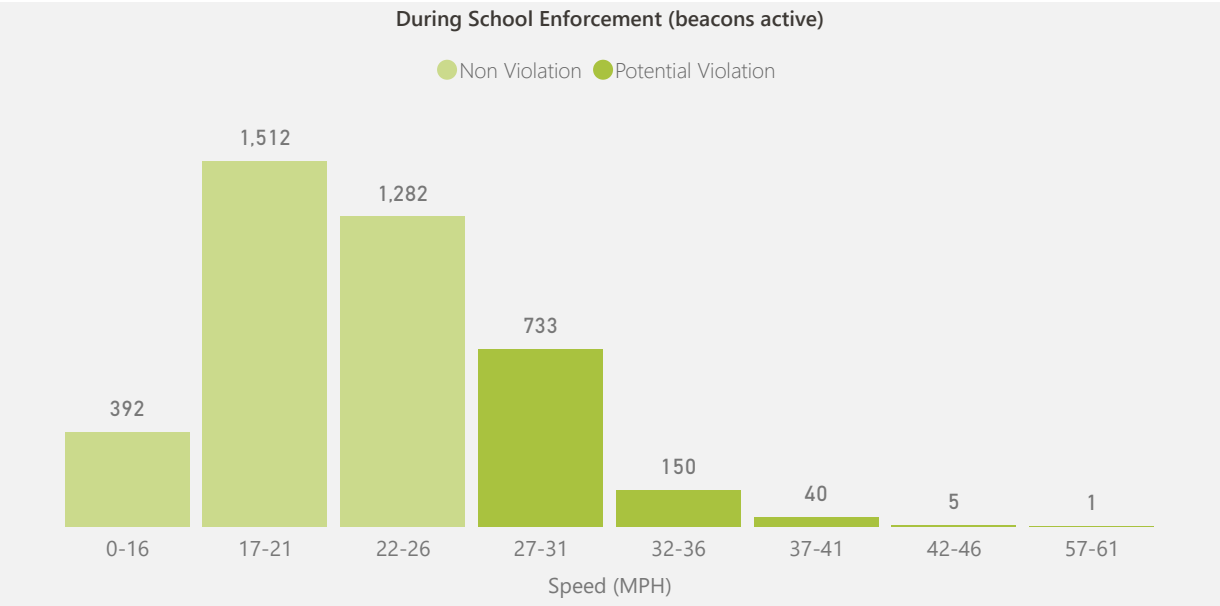
School Enforcement Times (Start/Stop-AM/PM)

7:00 AM - 4:00 PM

Speed Study Recorded Activity

Date	Potential Violations During Beacon Enforcement	Potential Violations Outside Beacon Enforcement	Traffic
Tuesday, September 30, 2025	324	35	2,129
Wednesday, October 01, 2025	307	41	2,135
Thursday, October 02, 2025	298	31	2,027
Total	929	107	6,291

Recorded Traffic by Speed Bucket



929

Potential Violations

20

Posted Speed

27

Trigger Speed

107

Potential Violations

25

Posted Speed

35

Trigger Speed