

# Snoqualmie Police Department



## School Zone Traffic Safety Cameras



**Public Safety Committee  
February 17, 2026**



# School Zone Speed Concerns

- In March of 2024, community members expressed concern about speeding in school zones to the Public Safety Committee, the City Council, and the Police Department. These concerns increased throughout 2024 and 2025.
- Concerns were particularly focused on school zones near Mt. Si High School on Park Street, Mt. Si High School on Meadowbrook Way, and Timber Ridge Elementary School on Snoqualmie Parkway.
- The Snoqualmie Police Department increased patrols in these areas, conducting focused speed enforcement when not responding to calls for service, increasing the number of traffic infractions and warnings issued to drivers.



# Traffic Mitigation Actions

- The Police Department also deployed the mobile speed trailer as an education and deterrent tool. The trailer displays vehicle speed to the driver.
- The Public Works Department trimmed trees to improve sign visibility and installed temporary rumble strips as an additional mitigation measure.





# Enforcement Activity 2025

Intersection Location	Infractions	Accidents
Snoqualmie Pkwy & Swenson:	56	4
Meadowbrook & SE Park St:	9	2

Street Location	Infractions	Accidents	Traffic Stops
Meadowbrook Way SE	47	17	150
Snoqualmie Parkway	238	38	723
SE Mill Pond	6	7	22



# Speed Study

- Despite the increased enforcement activity, we continue to see significant speeding levels and began thinking of ways to enhance public safety.
- To quantify the level of violations, we looked for a company to gather data and assess the severity of the issue in our school zones. The automated speed enforcement company used by Issaquah PD, Verra Mobility, offered a free 3-day speed study.
- In September 2025, Verra Mobility conducted the speed study at four locations selected by the City where the highest number of complaints are received.



# Speed Study Results

School	School Zone Enforcement Times (Start/Stop-AM/PM)	Total Potential Violations	Total During School Zone Enforcement	Total In Between School Zone Enforcement	Total Outside School Zone Enforcement	Traffic	Study Date
N/A	N/A	5,027	N/A	N/A	N/A	19,570	9/23, 9/24, 9/25
N/A	N/A	2,212	N/A	N/A	2,212	20,553	9/23, 9/24, 9/25
Mount Si High	7:00 AM - 4:00 PM	1,729	1,615	N/A	114	6,606	9/23, 9/24, 9/25
Mount Si High	7:00 AM - 4:00 PM	689	656	N/A	33	4,998	9/23, 9/24, 9/25
Mount Si High	7:00 AM - 4:00 PM	415	404	N/A	11	3,894	9/23, 9/24, 9/25
Mount Si High	7:00 AM - 4:00 PM	218	211	N/A	7	3,574	9/23, 9/24, 9/25
Timber Ridge Elementary / MorningStar Montessori	8:45 AM - 9:45 AM 3:00 PM - 4:00 PM	7,075	1,575	1,986	3,514	23,839	9/23, 9/24, 9/25
Timber Ridge Elementary / MorningStar Montessori	8:45 AM - 9:45 AM 3:00 PM - 4:00 PM	909	436	153	320	22,876	9/23, 9/24, 9/25
Timber Ridge Elementary / MorningStar Montessori	8:45 AM - 9:45 AM 3:00 PM - 4:00 PM	2,138	746	487	905	25,316	9/23, 9/24, 9/25
Timber Ridge Elementary / MorningStar Montessori	8:45 AM - 9:45 AM 3:00 PM - 4:00 PM	1,243	681	187	375	26,412	9/23, 9/24, 9/25
Mount Si High	7:00 AM - 4:00 PM	1,034	918	N/A	116	5,236	9/30, 10/1, 10/2
Mount Si High	7:00 AM - 4:00 PM	1,036	929	N/A	107	6,291	9/30, 10/1, 10/2



# Mt. Si High School (Meadowbrook Way)

## Mount Si High

9025 Meadowbrook Way SE NB  
Block Direction

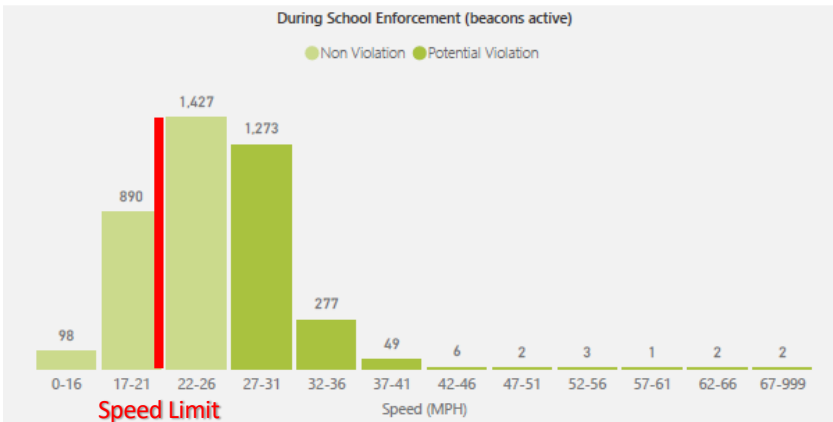
Study  
03\_NB\_PV

School Enforcement Times (Start/Stop-AM/PM)  
7:00 AM - 4:00 PM

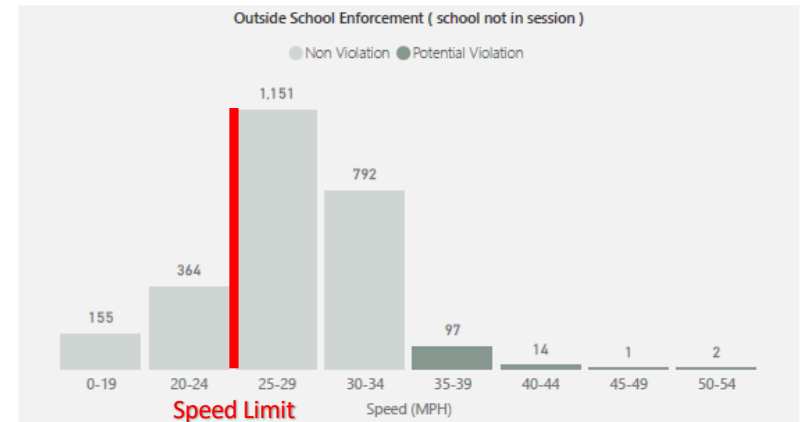
### Speed Study Recorded Activity

Date	Potential Violations During Beacon Enforcement	Potential Violations Outside Beacon Enforcement	Traffic
Tuesday, September 23, 2025	576	39	2,002
Wednesday, September 24, 2025	556	40	2,276
Thursday, September 25, 2025	483	35	2,328
<b>Total</b>	<b>1,615</b>	<b>114</b>	<b>6,606</b>

### Recorded Traffic by Speed Bucket



**1,615** Potential Violations  
20 Posted Speed  
27 Trigger Speed



**114** Potential Violations  
25 Posted Speed  
35 Trigger Speed



October 10, 2025  
©2019 Verra Mobility | Proprietary and Confidential



# Mt. Si High School (Meadowbrook Way)

## Mount Si High

8500 Meadowbrook Way SE SB  
Block Direction

Study

04\_SB\_PV

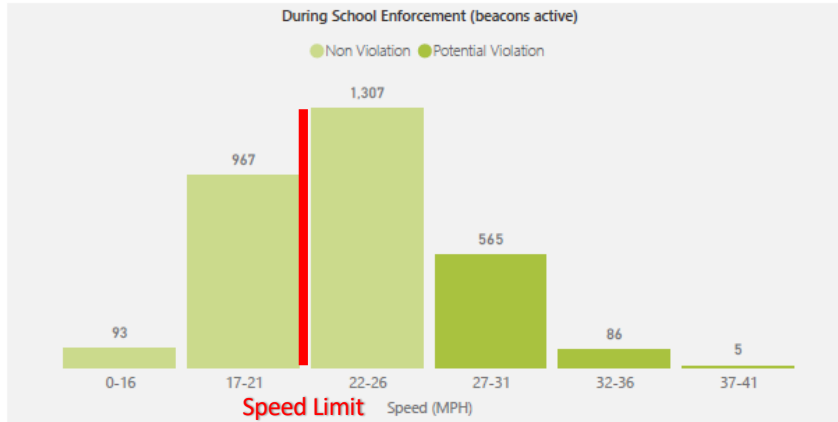
School Enforcement Times (Start/Stop-AM/PM)

7:00 AM - 4:00 PM

### Speed Study Recorded Activity

Date	Potential Violations During Beacon Enforcement	Potential Violations Outside Beacon Enforcement	Traffic
Tuesday, September 23, 2025	237	9	1,593
Wednesday, September 24, 2025	210	13	1,704
Thursday, September 25, 2025	209	11	1,701
<b>Total</b>	<b>656</b>	<b>33</b>	<b>4,998</b>

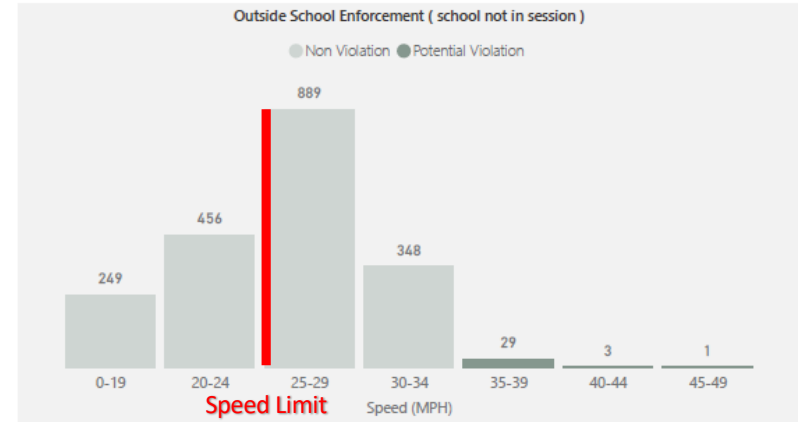
### Recorded Traffic by Speed Bucket



**656** Potential Violations

20 Posted Speed

27 Trigger Speed



**33** Potential Violations

25 Posted Speed

35 Trigger Speed



October 10, 2025  
©2019 Verra Mobility | Proprietary and Confidential



# Mt. Si High School (Park St.)

## Mount Si High

39254 SE Park St  
Block

EB  
Direction

Study

05\_EB\_PV

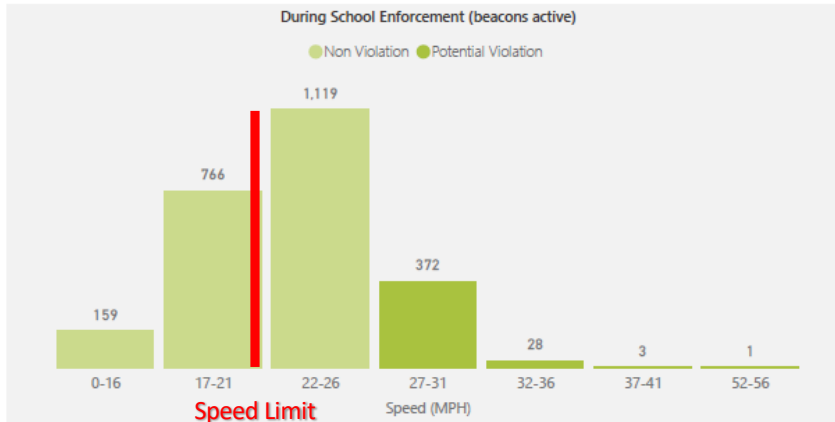
School Enforcement Times (Start/Stop-AM/PM)

7:00 AM - 4:00 PM

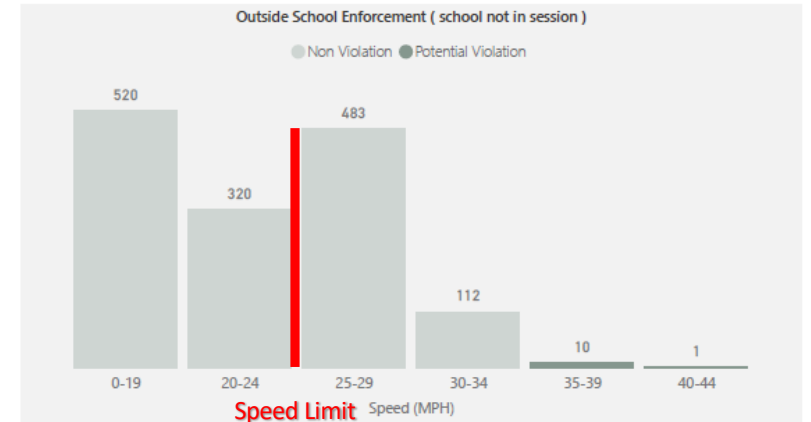
### Speed Study Recorded Activity

Date	Potential Violations During Beacon Enforcement	Potential Violations Outside Beacon Enforcement	Traffic
Tuesday, September 23, 2025	140	3	1,251
Wednesday, September 24, 2025	152	3	1,288
Thursday, September 25, 2025	112	5	1,355
<b>Total</b>	<b>404</b>	<b>11</b>	<b>3,894</b>

### Recorded Traffic by Speed Bucket



<b>404</b>	20	27
Potential Violations	Posted Speed	Trigger Speed



<b>11</b>	25	35
Potential Violations	Posted Speed	Trigger Speed



October 10, 2025  
©2019 Verra Mobility | Proprietary and Confidential



# Mt. Si High School (Park St.)

## Mount Si High

657 SE Park St  
Block

WB  
Direction

Study

06\_WB\_PV

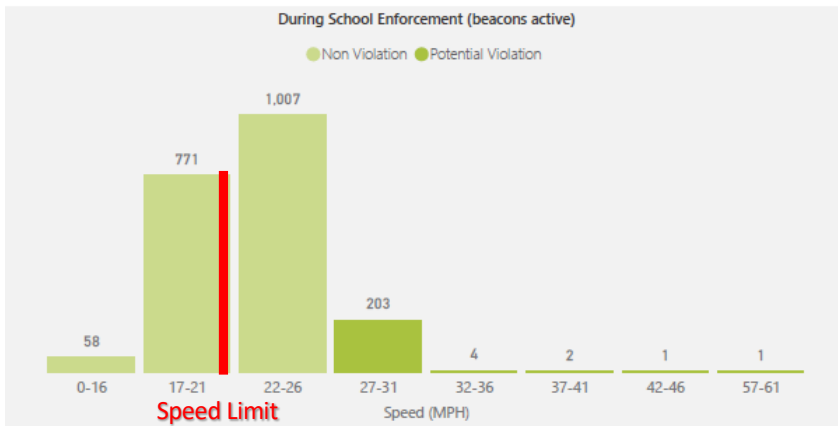
School Enforcement Times (Start/Stop-AM/PM)

7:00 AM - 4:00 PM

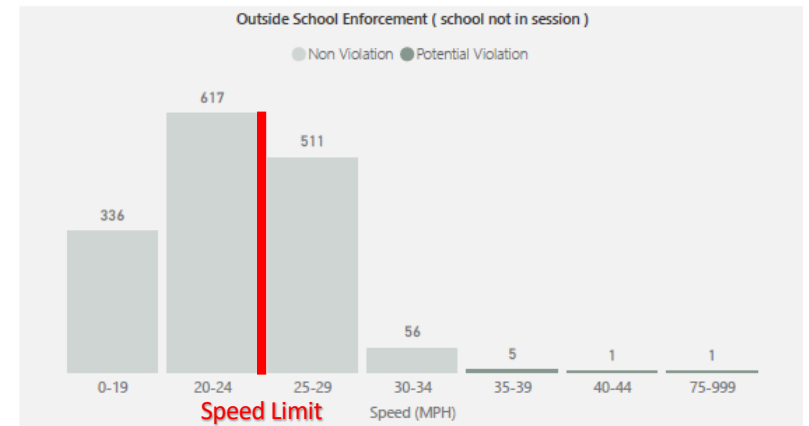
Speed Study Recorded Activity

Date	Potential Violations During Beacon Enforcement	Potential Violations Outside Beacon Enforcement	Traffic
Tuesday, September 23, 2025	75	2	1,151
Wednesday, September 24, 2025	81	1	1,199
Thursday, September 25, 2025	55	4	1,224
<b>Total</b>	<b>211</b>	<b>7</b>	<b>3,574</b>

Recorded Traffic by Speed Bucket



<b>211</b>	20	27
Potential Violations	Posted Speed	Trigger Speed



<b>7</b>	25	35
Potential Violations	Posted Speed	Trigger Speed



October 10, 2025  
©2019 Verra Mobility | Proprietary and Confidential



# Mt. Si High School (Meadowbrook Way)

## Mount Si High

8774 Meadowbrook Way SE NB  
Block Direction

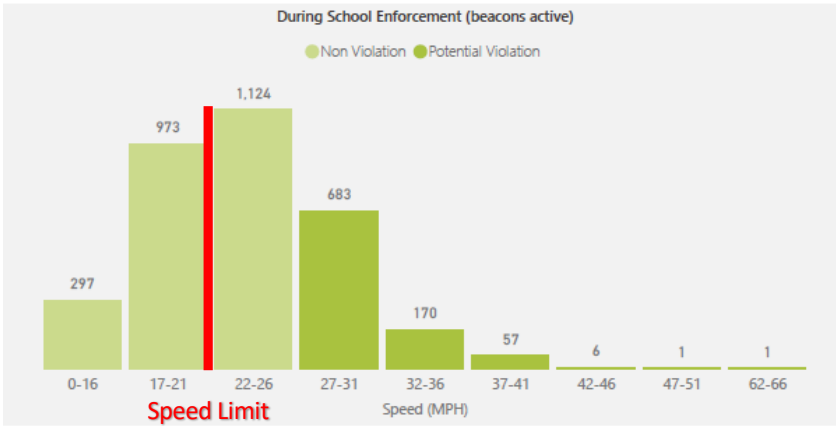
Study  
11\_NB\_PV

School Enforcement Times (Start/Stop-AM/PM)  
7:00 AM - 4:00 PM

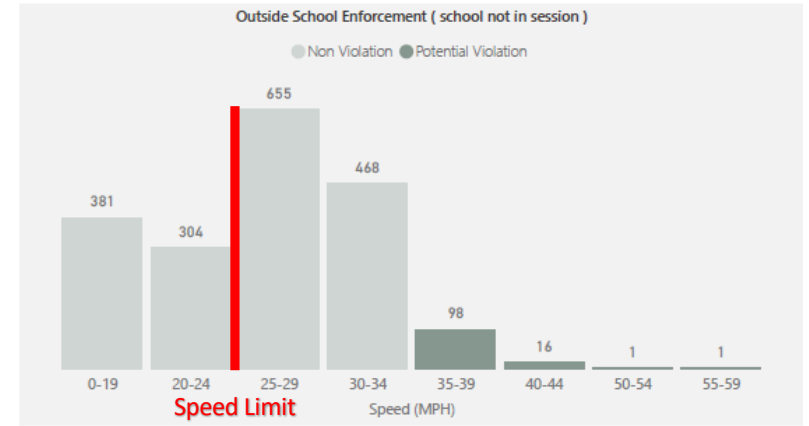
### Speed Study Recorded Activity

Date	Potential Violations During Beacon Enforcement	Potential Violations Outside Beacon Enforcement	Traffic
Tuesday, September 30, 2025	321	44	1,742
Wednesday, October 01, 2025	280	34	1,771
Thursday, October 02, 2025	317	38	1,723
<b>Total</b>	<b>918</b>	<b>116</b>	<b>5,236</b>

### Recorded Traffic by Speed Bucket



**918** Potential Violations  
20 Posted Speed  
27 Trigger Speed



**116** Potential Violations  
25 Posted Speed  
35 Trigger Speed



October 10, 2025  
©2019 Verra Mobility | Proprietary and Confidential



# Mt. Si High School (Meadowbrook Way)

## Mount Si High

8774 Meadowbrook Way SE SB  
Block Direction

Study

11\_SB\_PV

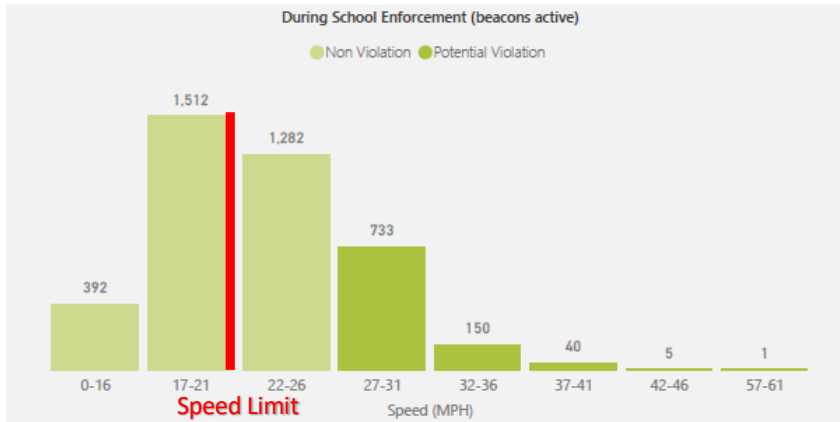
School Enforcement Times (Start/Stop-AM/PM)

7:00 AM - 4:00 PM

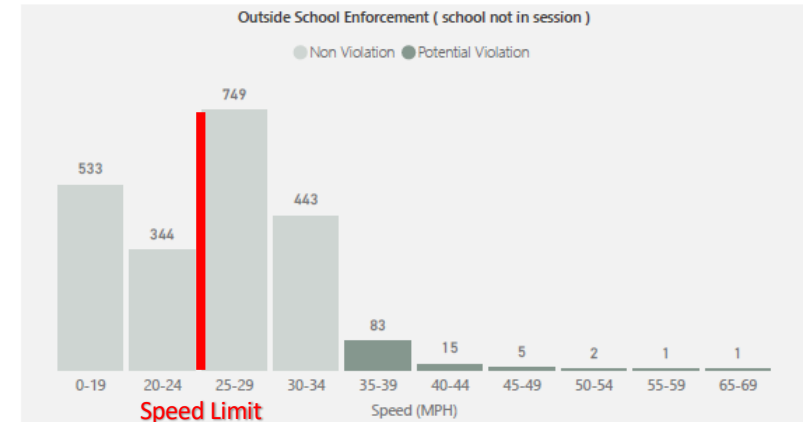
Speed Study Recorded Activity

Date	Potential Violations During Beacon Enforcement	Potential Violations Outside Beacon Enforcement	Traffic
Tuesday, September 30, 2025	324	35	2,129
Wednesday, October 01, 2025	307	41	2,135
Thursday, October 02, 2025	298	31	2,027
<b>Total</b>	<b>929</b>	<b>107</b>	<b>6,291</b>

Recorded Traffic by Speed Bucket



**929** Potential Violations  
20 Posted Speed  
27 Trigger Speed



**107** Potential Violations  
25 Posted Speed  
35 Trigger Speed



October 10, 2025  
©2019 Verra Mobility | Proprietary and Confidential



# Timber Ridge Elementary (Snoqualmie Parkway)

## Timber Ridge Elementary / MorningStar Montessori

**Snoqualmie Pkwy (South of SW Swenson Dr)** NB  
Block Direction

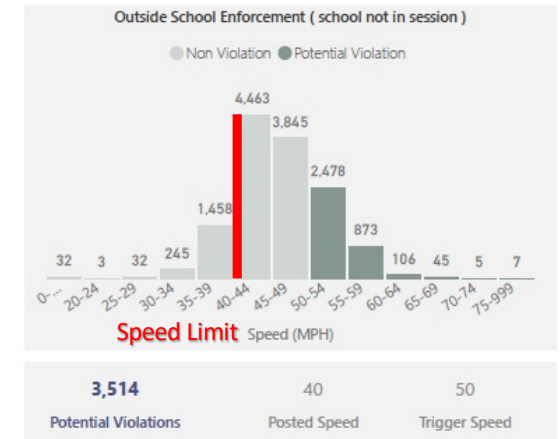
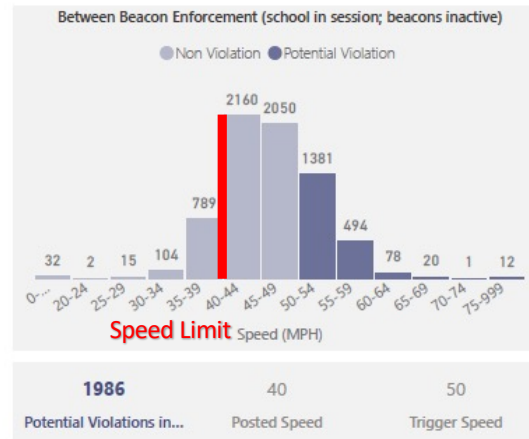
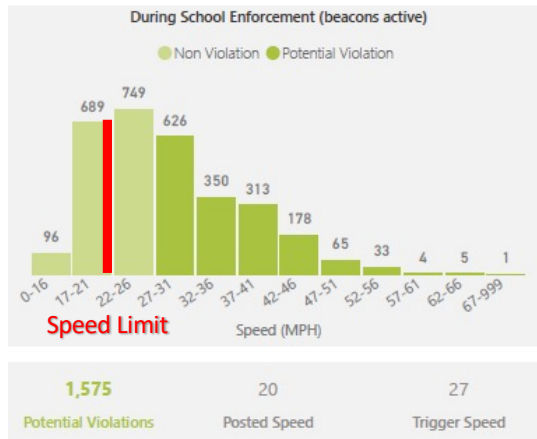
Study  
**07\_NB\_PV**

School Enforcement Times (Start/Stop-AM/PM)  
**8:45 AM - 9:45 AM 3:00 PM - 4:00 PM**

### Speed Study Recorded Activity

Date	Potential Violations During Beacon Enforcement	Potential Violations Between Beacon Enforcement	Potential Violations Outside Beacon Enforcement	Traffic
Tuesday, September 23, 2025	540	699	1,186	7,938
Wednesday, September 24, 2025	545	723	1,160	7,954
Thursday, September 25, 2025	490	564	1,168	7,947
<b>Total</b>	<b>1,575</b>	<b>1,986</b>	<b>3,514</b>	<b>23,839</b>

### Recorded Traffic by Speed Bucket



October 10, 2025  
©2019 Verra Mobility | Proprietary and Confidential



# Timber Ridge Elementary (Snoqualmie Parkway)

## Timber Ridge Elementary / MorningStar Montessori

**Snoqualmie Pkwy (South of SW Swenson Dr)** SB  
Block Direction

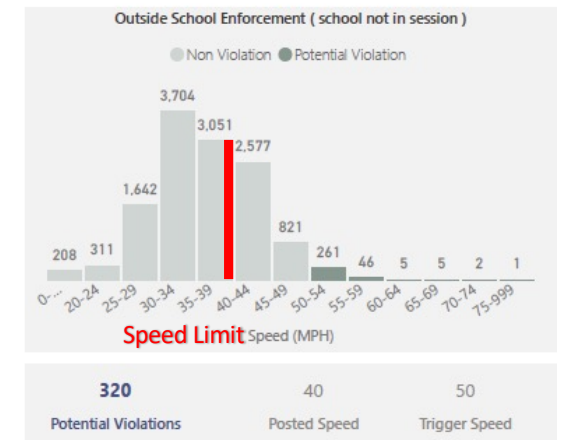
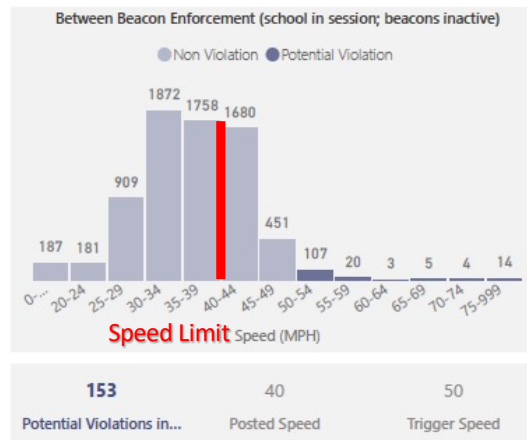
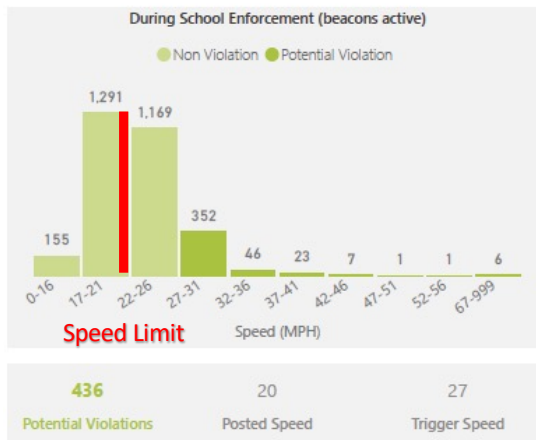
Study  
**08\_SB\_PV**

School Enforcement Times (Start/Stop-AM/PM)  
**8:45 AM - 9:45 AM 3:00 PM - 4:00 PM**

### Speed Study Recorded Activity

Date	Potential Violations During Beacon Enforcement	Potential Violations Between Beacon Enforcement	Potential Violations Outside Beacon Enforcement	Traffic
Tuesday, September 23, 2025	161	47	105	7,422
Wednesday, September 24, 2025	145	55	113	7,709
Thursday, September 25, 2025	130	51	102	7,745
<b>Total</b>	<b>436</b>	<b>153</b>	<b>320</b>	<b>22,876</b>

### Recorded Traffic by Speed Bucket





# Timber Ridge Elementary (Snoqualmie Parkway)

## Timber Ridge Elementary / MorningStar Montessori

Snoqualmie Pkwy (North of SW Swenson Dr) NB  
Block Direction

Study

09\_NB\_PV

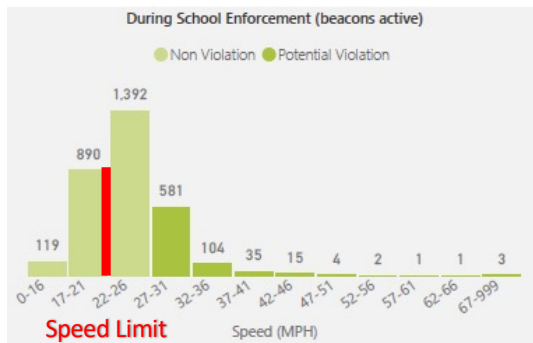
School Enforcement Times (Start/Stop-AM/PM)

8:45 AM - 9:45 AM 3:00 PM - 4:00 PM

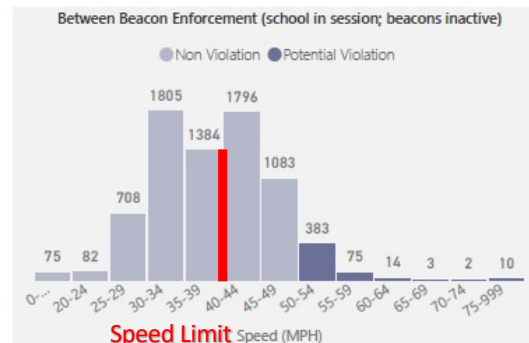
### Speed Study Recorded Activity

Date	Potential Violations During Beacon Enforcement	Potential Violations Between Beacon Enforcement	Potential Violations Outside Beacon Enforcement	Traffic
Tuesday, September 23, 2025	253	159	302	8,296
Wednesday, September 24, 2025	278	156	282	8,515
Thursday, September 25, 2025	215	172	321	8,505
<b>Total</b>	<b>746</b>	<b>487</b>	<b>905</b>	<b>25,316</b>

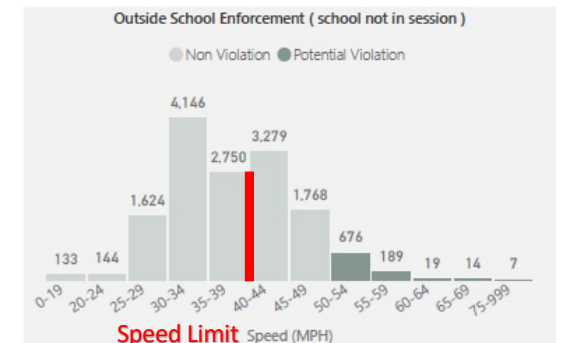
### Recorded Traffic by Speed Bucket



<b>746</b>	20	27
Potential Violations	Posted Speed	Trigger Speed



<b>487</b>	40	50
Potential Violations in...	Posted Speed	Trigger Speed



<b>905</b>	40	50
Potential Violations	Posted Speed	Trigger Speed



October 10, 2025  
©2019 Verra Mobility | Proprietary and Confidential



# Timber Ridge Elementary (Snoqualmie Parkway)

## Timber Ridge Elementary / MorningStar Montessori

**Snoqualmie Pkwy (North of SW Swenson Dr)** SB  
Block Direction

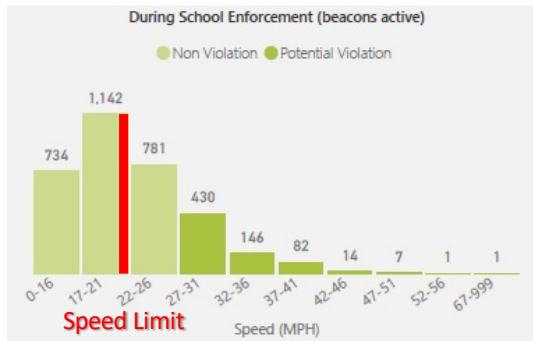
Study  
**10\_SB\_PV**

School Enforcement Times (Start/Stop-AM/PM)  
**8:45 AM - 9:45 AM 3:00 PM - 4:00 PM**

Speed Study Recorded Activity

Date	Potential Violations During Beacon Enforcement	Potential Violations Between Beacon Enforcement	Potential Violations Outside Beacon Enforcement	Traffic
Tuesday, September 23, 2025	252	53	129	8,662
Wednesday, September 24, 2025	233	62	131	8,937
Thursday, September 25, 2025	196	72	115	8,813
<b>Total</b>	<b>681</b>	<b>187</b>	<b>375</b>	<b>26,412</b>

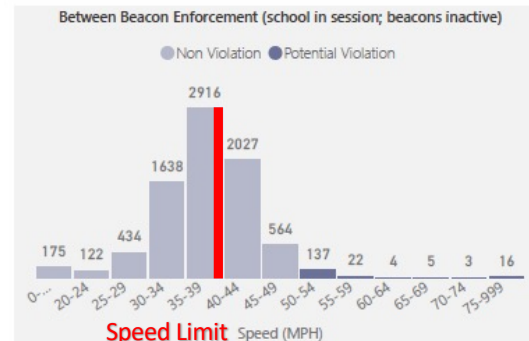
Recorded Traffic by Speed Bucket



**681** Potential Violations

20 Posted Speed

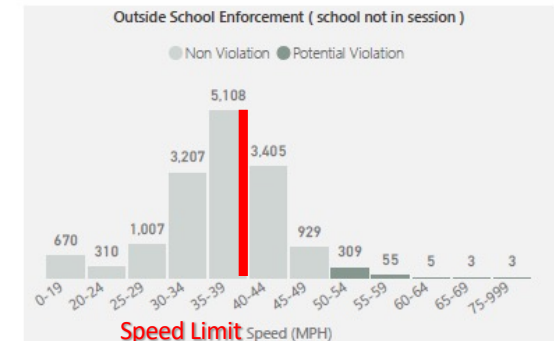
27 Trigger Speed



**187** Potential Violations in...

40 Posted Speed

50 Trigger Speed



**375** Potential Violations

40 Posted Speed

50 Trigger Speed





# Speed Study Results

School	School Zone Enforcement Times (Start/Stop-AM/PM)	Total Potential Violations	Total During School Zone Enforcement	Total In Between School Zone Enforcement	Total Outside School Zone Enforcement	Traffic	Study Date
N/A	N/A	5,027	N/A	N/A	N/A	19,570	9/23, 9/24, 9/25
N/A	N/A	2,212	N/A	N/A	2,212	20,553	9/23, 9/24, 9/25
Mount Si High	7:00 AM - 4:00 PM	1,729	1,615	N/A	114	6,606	9/23, 9/24, 9/25
Mount Si High	7:00 AM - 4:00 PM	689	656	N/A	33	4,998	9/23, 9/24, 9/25
Mount Si High	7:00 AM - 4:00 PM	415	404	N/A	11	3,894	9/23, 9/24, 9/25
Mount Si High	7:00 AM - 4:00 PM	218	211	N/A	7	3,574	9/23, 9/24, 9/25
Timber Ridge Elementary / MorningStar Montessori	8:45 AM - 9:45 AM 3:00 PM - 4:00 PM	7,075	1,575	1,986	3,514	23,839	9/23, 9/24, 9/25
Timber Ridge Elementary / MorningStar Montessori	8:45 AM - 9:45 AM 3:00 PM - 4:00 PM	909	436	153	320	22,876	9/23, 9/24, 9/25
Timber Ridge Elementary / MorningStar Montessori	8:45 AM - 9:45 AM 3:00 PM - 4:00 PM	2,138	746	487	905	25,316	9/23, 9/24, 9/25
Timber Ridge Elementary / MorningStar Montessori	8:45 AM - 9:45 AM 3:00 PM - 4:00 PM	1,243	681	187	375	26,412	9/23, 9/24, 9/25
Mount Si High	7:00 AM - 4:00 PM	1,034	918	N/A	116	5,236	9/30, 10/1, 10/2
Mount Si High	7:00 AM - 4:00 PM	1,036	929	N/A	107	6,291	9/30, 10/1, 10/2



Problem  
Definition  
Questions?

Next:  
Potential  
Solutions



# Potential Solution Beyond Existing Resources

- Washington law permits the use of Traffic Cameras, and many jurisdictions have implemented these, including Issaquah Police and their Court System that we also use.
- There are various types of traffic camera systems, some of which capture limited information only when an infraction is detected, and some of which capture more extensive information, including when infractions have not been detected.
- Cameras with Automated License Plate Readers continually record and transmit information related to a variety of real time activity. The license plates of vehicles passing through the detection zone are checked for stolen-vehicle status, registered owner driving status, and outstanding warrants.



# Traffic Safety Camera Considered

- Cameras without Automated License Plate Reader technology are not connected to a criminal justice database and only take photographs and a short video when a specified violation occurs. The camera does not continually transmit information
- In balancing the safety of our community with concerns for privacy, the Police Department has only considered camera systems that are not equipped with Automated License Plate Reader (ALPR) technology.
- The system being considered only records when a violation is detected by taking 2 photographs and a 12 second video.
- It does not continually record or transmit information like an ALPR and does not record an image of the driver or passengers.





# Why Verra Mobility

- Provides a camera option that respects the privacy concerns of our community.
- Provides services to municipalities throughout Washington State.
- Has an established relationship with our current court service provider, Issaquah Municipal Court.
- Allows for easier integration and implementation with the court and the department database.
- Provides for customization for speed enforcement settings and parameters, allowing the police department to manage workload distribution and officer hours involved in issuing infractions.



# Why Verra Mobility Cont'd.

- The photographs and video are uploaded to an onboard computer, encrypted, and transferred after a lapse of time, generally an hour. This technology is thus not usable for real-time traffic monitoring.
- Encrypted data is then transferred to Verra Mobility servers and stored according to the National Institute of Standards and Technology (NIST) 800-53 standards.
- Data belongs to the City of Snoqualmie and Verra Mobility will not release it to anyone but the City. Public records requests will always go to the City, even if the data is stored by the vendor.



# Implementation Plan

- Increase signage.
- Period of warnings only.
- Start enforcement on the most severe offenders.
- Current staffing would allow for each officer to issue up to 10 citations per day without negatively affecting current workload.
- This system allows for education, reduction and enforcement.
- Cameras are present when officers are absent attending to the needs of our community.



Thank You  
Questions?