

City of Snoqualmie

Non-Utility Capital CIP Statement of Sources and Uses

2025 - 2030

ESTIMATED SOURCES	2025	2026	2027	2028	2029	2030	Totals for 2025-30
Estimated Beginning Non-Utilities CIP Cash Balance =	\$ 13,749,763	\$ 1,893,158	\$ 6,213,758	\$ 5,964,912	\$ 3,111,857	\$ 1,699,230	\$ 13,749,763
Taxes							
Transportation (TBD) Sales Tax (0.3%)	\$ 988,000	\$ 1,011,000	\$ 1,035,000	\$ 1,058,000	\$ 1,080,000	\$ 1,103,000	\$ 6,275,000
Motor Vehicle Fuel Tax ("Gas Tax")	\$ 282,000	\$ 288,000	\$ 295,000	\$ 301,000	\$ 307,000	\$ 313,000	\$ 1,786,000
Multimodal Transportation Tax	\$ 18,000	\$ 18,000	\$ 18,000	\$ 18,000	\$ 18,000	\$ 18,000	\$ 108,000
Restricted Transportation Taxes Subtotal	\$ 1,288,000	\$ 1,317,000	\$ 1,348,000	\$ 1,377,000	\$ 1,405,000	\$ 1,434,000	\$ 8,169,000
Real Estate Excise Tax	\$ 1,572,000	\$ 1,795,000	\$ 1,754,000	\$ 1,814,000	\$ 1,544,000	\$ 1,655,000	\$ 10,134,000
Restricted Capital Taxes - Government Types Subtotal	\$ 1,572,000	\$ 1,795,000	\$ 1,754,000	\$ 1,814,000	\$ 1,544,000	\$ 1,655,000	\$ 10,134,000
Non-Recurring Sales Tax	\$ 471,000	\$ 482,000	\$ 494,000	\$ 505,000	\$ 516,000	\$ 527,000	\$ 2,995,000
Utility Tax (~2% Allocated to Capital)	\$ 242,000	\$ 248,000	\$ 254,000	\$ 259,000	\$ 265,000	\$ 270,000	\$ 1,538,000
Committed Capital Taxes - Government Type Subtotal	\$ 713,000	\$ 730,000	\$ 748,000	\$ 764,000	\$ 781,000	\$ 797,000	\$ 4,533,000
Total Taxes	\$ 3,573,000	\$ 3,842,000	\$ 3,850,000	\$ 3,955,000	\$ 3,730,000	\$ 3,886,000	\$ 22,836,000
Grants & Intergovernmental Revenues							
Grants, Appropriations or Other Revenue Sources	\$ 3,662,208	\$ 2,073,000	\$ 2,850,000	\$ 1,800,000	\$ 903,000	\$ 537,500	\$ 11,825,708
King County Parks Levy <sup>1</sup>	\$ 130,000	\$ 130,000	\$ 130,000	\$ 130,000	\$ 130,000	\$ 130,000	\$ 780,000
Total Grants & Intergovernmental Revenues	\$ 3,792,208	\$ 2,203,000	\$ 2,980,000	\$ 1,930,000	\$ 1,033,000	\$ 667,500	\$ 12,605,708
Other Increases							
Bond	\$ -	\$ 8,820,000	\$ -	\$ -	\$ -	\$ -	\$ 8,820,000
Line of Credit	\$ 5,200,000	\$ -	\$ -	\$ -	\$ -	\$ -	\$ 5,200,000
Transfer from General Fund <sup>2</sup>	\$ 500,000	\$ -	\$ -	\$ -	\$ -	\$ -	\$ 500,000
Transfers (IT Projects)	\$ 50,000	\$ 375,000	\$ -	\$ -	\$ -	\$ -	\$ 425,000
Total Other Increases	\$ 5,750,000	\$ 9,195,000	\$ -	\$ -	\$ -	\$ -	\$ 14,945,000
TOTAL ESTIMATED SOURCES	\$ 26,864,971	\$ 17,133,158	\$ 13,043,758	\$ 11,849,912	\$ 7,874,857	\$ 6,252,730	\$ 64,136,471
ESTIMATED USES	2025	2026	2027	2028	2029	2030	Totals for 2025-30
Transportation Programs							
Street Resurfacing Program	\$ 407,466	\$ 736,354	\$ 595,542	\$ 615,230	\$ 688,071	\$ 744,968	\$ 3,787,630
Sidewalk Improvement Program	\$ 155,720	\$ 261,090	\$ 207,770	\$ 214,520	\$ 240,090	\$ 261,048	\$ 1,340,240
Americans with Disabilities Act (ADA) Program	\$ 71,023	\$ 90,258	\$ 79,732	\$ 81,868	\$ 89,970	\$ 96,960	\$ 509,812
Transportation Programs - Subtotal	\$ 634,209	\$ 1,087,702	\$ 883,044	\$ 911,618	\$ 1,018,132	\$ 1,102,977	\$ 5,637,681
Transportation Projects/Programs (Awaiting/Utilizing/Can utilize Grant funding)							
Town Center Improvement Project - Phase III (PC: \$14,388,350) <sup>3,4</sup>	\$ 400,000	\$ -	\$ 2,555,600	\$ 5,533,100	\$ -	\$ -	\$ 8,488,700
Meadowbrook Bridge Restoration Project (PC: \$2,744,705) <sup>3</sup>	\$ -	\$ -	\$ -	\$ 296,200	\$ 2,692,600	\$ -	\$ 2,988,800
Railroad Crossing Project	\$ -	\$ 2,205,300	\$ -	\$ -	\$ -	\$ -	\$ 2,205,300
Complete Streets Improvement Program	\$ 63,400	\$ 87,725	\$ 68,242	\$ 71,254	\$ 81,064	\$ 88,422	\$ 460,107
Transportation Projects with Grant Funding - Subtotal	\$ 463,400	\$ 2,293,025	\$ 2,623,842	\$ 5,900,554	\$ 2,773,664	\$ 88,422	\$ 14,142,907
Total Transportation Projects/Programs	\$ 1,097,609	\$ 3,380,727	\$ 3,506,886	\$ 6,812,171	\$ 3,791,796	\$ 1,191,399	\$ 19,780,589
Parks/Open Space Capital Projects/Programs							
Playgrounds Replacement Program	\$ 657,824	\$ -	\$ 593,877	\$ -	\$ 669,665	\$ -	\$ 1,921,366
Trails Improvement Program	\$ -	\$ 146,329	\$ -	\$ 114,525	\$ -	\$ 139,131	\$ 399,985
Sport Court Improvement Program	\$ 27,000	\$ 32,471	\$ 29,542	\$ 31,813	\$ 34,125	\$ 38,172	\$ 193,124
Parks Parking Lot Resurfacing Program	\$ -	\$ 146,506	\$ -	\$ 138,860	\$ -	\$ 161,283	\$ 446,649
Parks Facilities Improvement Program	\$ 40,672	\$ 46,311	\$ 35,750	\$ 37,090	\$ 42,205	\$ 46,173	\$ 248,201
Rivertrail Project - NW of Sandy Cove Park (PC: \$3,549,351) <sup>3</sup>	\$ 2,634,560	\$ -	\$ -	\$ -	\$ -	\$ -	\$ 2,634,560
Parks/Open Space/Community Capital Projects - Subtotal	\$ 3,360,056	\$ 371,618	\$ 659,169	\$ 322,288	\$ 745,995	\$ 384,758	\$ 5,843,884
Parks/Open Space Capital Projects/Programs (Awaiting/Utilizing Funding from outside City Source)							
Riverfront Land Acquisitions & Demolitions (PC: Variable or unknown \$) <sup>3</sup>	\$ 850,000	\$ -	\$ 1,000,000	\$ -	\$ 650,000	\$ -	\$ 2,500,000
Rivertrail Project - Arboretum Trail	\$ -	\$ 269,600	\$ 871,100	\$ 589,500	\$ -	\$ -	\$ 1,730,200
Rivertrail Project - Boardwalk (PC: \$ 6,235,640) <sup>3,4</sup>	\$ -	\$ -	\$ -	\$ -	\$ -	\$ 1,496,140	\$ 1,496,140
Environmental Improvement Program	\$ -	\$ 62,600	\$ -	\$ 58,810	\$ -	\$ 68,282	\$ 189,692
Parks/Open Space Capital Projects/Programs with Grant Funding - Subtotal	\$ 850,000	\$ 332,200	\$ 1,871,100	\$ 648,310	\$ 650,000	\$ 1,564,422	\$ 5,916,032
Total Parks/Open Space/Community Capital Projects/Programs	\$ 4,210,056	\$ 703,818	\$ 2,530,269	\$ 970,597	\$ 1,395,995	\$ 1,949,181	\$ 11,759,916
Facility Projects/Programs							
Facilities Improvement Program	\$ 262,359	\$ 297,455	\$ 229,290	\$ 236,286	\$ 268,835	\$ 293,922	\$ 1,588,149
Police Station Facility improvements Project	\$ -	\$ 273,600	\$ 93,400	\$ -	\$ -	\$ -	\$ 367,000
Fire Station Facility Improvement Project	\$ -	\$ 80,800	\$ -	\$ -	\$ -	\$ -	\$ 80,800
Facility Project/Programs - Subtotal	\$ 262,359	\$ 651,855	\$ 322,690	\$ 236,286	\$ 268,835	\$ 293,922	\$ 2,035,949
Facility Projects Awaiting/Utilizing Outside City Sources							
Community Center Expansion Project (PC: \$28,919,634) <sup>3,4</sup>	\$ 19,134,788	\$ -	\$ -	\$ -	\$ -	\$ -	\$ 19,134,788
Facility Projects Awaiting/Utilizing Outside City Sources - Subtotal	\$ 19,134,788	\$ -	\$ -	\$ -	\$ -	\$ -	\$ 19,134,788
Total Facility Projects/Programs	\$ 19,397,148	\$ 651,855	\$ 322,690	\$ 236,286	\$ 268,835	\$ 293,922	\$ 21,170,737
IT Projects							
Server Improvements	\$ -	\$ 75,000	\$ -	\$ -	\$ -	\$ -	\$ 75,000
Fiber Optic Backbone replacement	\$ 50,000	\$ 375,000	\$ -	\$ -	\$ -	\$ -	\$ 425,000
IT Projects - Subtotal	\$ 50,000	\$ 450,000	\$ -	\$ -	\$ -	\$ -	\$ 500,000
Debt Service	\$ 217,000	\$ 5,733,000	\$ 719,000	\$ 719,000	\$ 719,000	\$ 719,000	\$ 8,826,000
TOTAL ESTIMATED USES	\$ 24,971,813	\$ 10,919,400	\$ 7,078,846	\$ 8,738,055	\$ 6,175,627	\$ 4,153,502	\$ 62,037,242
Estimated Ending Non-Utility CIP Cash Balance	\$ 1,893,158	\$ 6,213,758	\$ 5,964,912	\$ 3,111,857	\$ 1,699,230	\$ 2,099,229	\$ 2,099,229

Project & Programs by Color	
	Transportation Sources and Uses
	Sources that can be used for Transportation, Parks, and Facilities
	Parks/Open Space Sources and Uses
	Facilities Sources and Uses
	IT Sources and Uses
	Debt Service

<sup>1</sup>This revenue forecast assumes that the voter-approved 2020-2025 King County Parks Levy will be replaced by a new county-wide parks levy.

<sup>2</sup>Depends upon a policy decision from Council regarding what to do with excess cash, above adopted reserve levels, that may accumulate within "Government Type - Operating".

<sup>3</sup>PC refers to the total Project Cost for those projects that began before 2025 and/or will extend after 2030.

<sup>4</sup>This Statement of Sources and Uses attempts to include revenues primarily from known and/or awarded grants. However, certain grants are only awarded to projects that are included in the City's CIP and have committed City funding. In order to meet these eligibility requirements, the funding mix for this project includes grants that have not yet been awarded.



## TRANSPORTATION CAPITAL PROJECT OR PROGRAM

## STREET RESURFACING PROGRAM

**CIP Project ID:** TRN20001CIP  
**Department:** Transportation  
**Project Status:** Other  
**Project Location:** Multiple Locations  
**Project Contact:** Hind Ahmed

**Current Program Budget:** \$3,787,630

**Years Project in CIP:** Ongoing Capital Program

**Contact Email:** [HAhmed@Snoqualmiewa.gov](mailto:HAhmed@Snoqualmiewa.gov)

**Description:**

Streets and alleys deteriorate as they age. Consequently, the goal of this program is to rehabilitate City streets and alleys in a comprehensive and systematic way before they require extensive reconstruction. The City of Snoqualmie intends to resurface streets based on their pavement condition score and use the most appropriate street treatment (slurry seal, chip seal, microsurfacing, asphalt overlay, etc.) in any given situation.

**Photo or Map:****Community Impact:**

The intent of this program is to preserve the condition of streets and alleys consistent with City of Snoqualmie standards. The ongoing resurfacing of streets will help to maintain even traffic circulation and reduce the long-term cost of major reconstruction by extending the life of the City's transportation system.

**Operating Impact:**

Staff believes that the ongoing provision of this program may reduce the amount of supplies needed annually to pothole patch and crack seal streets.

**Budget:**

Project Activities	% of Budg.	Total Activity Budget	2025	2026	2027	2028	2029	2030	2031 and beyond
Analysis	0%	\$ -	\$ -	\$ -	\$ -	\$ -	\$ -	\$ -	This capital program is anticipated to continue indefinitely into the future.
Design	5%	\$ 208,082	\$ 32,353	\$ 33,208	\$ 34,062	\$ 34,916	\$ 36,139	\$ 37,403	
Construction	77%	\$ 2,932,966	\$ 316,859	\$ 560,138	\$ 495,217	\$ 491,297	\$ 535,794	\$ 533,661	
Const. Manage	0%	\$ -	\$ -	\$ -	\$ -	\$ -	\$ -	\$ -	
Contingency	5%	\$ 208,082	\$ 32,353	\$ 33,208	\$ 34,062	\$ 34,916	\$ 36,139	\$ 37,403	
Art	0%	\$ -	\$ -	\$ -	\$ -	\$ -	\$ -	\$ -	
Labor	12%	\$ 438,500	\$ 25,900	\$ 109,800	\$ 32,200	\$ 54,100	\$ 80,000	\$ 136,500	
Other	0%	\$ -	\$ -	\$ -	\$ -	\$ -	\$ -	\$ -	
<b>TOTAL</b>	<b>100%</b>	<b>\$ 3,787,630</b>	<b>\$ 407,466</b>	<b>\$ 736,354</b>	<b>\$ 595,542</b>	<b>\$ 615,230</b>	<b>\$ 688,071</b>	<b>\$ 744,968</b>	
Operating		\$ (17,247)	\$ (2,500)	\$ (2,750)	\$ (2,846)	\$ (2,946)	\$ (3,049)	\$ (3,156)	

**TOTAL PROJECT BUDGET:** \$3,787,630

**TOTAL OPERATING BUDGET:** -\$17,247

**Anticipated Funding Mix:**

Source	Total Sources	2025	2026	2027	2028	2029	2030
Util. & Trans. Taxes	\$ 3,787,630	\$ 407,466	\$ 736,354	\$ 595,542	\$ 615,230	\$ 688,071	\$ 744,968
Sales Tax	\$ -	\$ -		\$ -	\$ -	\$ -	\$ -
<b>TOTAL</b>	<b>\$ 3,787,630</b>	<b>\$ 407,466</b>	<b>\$ 736,354</b>	<b>\$ 595,542</b>	<b>\$ 615,230</b>	<b>\$ 688,071</b>	<b>\$ 744,968</b>

**Fiscal**

**TOTAL FUNDING SOURCES:** \$3,787,630

**Notes:**

**FUTURE FUNDING REQUIREMENTS:** \$0

# City of Snoqualmie: 2025 to 2030 Capital Improvement Plan



## TRANSPORTATION CAPITAL PROJECT OR PROGRAM

## SIDEWALK IMPROVEMENT PROGRAM

**CIP Project ID:** TRN20002CIP  
**Department:** Transportation  
**Project Status:** Other  
**Project Location:** Multiple Locations  
**Project Contact:** Pat Fry

**Current Program Budget:** \$1,340,240

**Years Project in CIP:** Ongoing Capital Program

**Contact Email:** [PFry@snoqualmiewa.gov](mailto:PFry@snoqualmiewa.gov)

### Description:

Sidewalks deteriorate as they age. Consequently, this program funds the community outreach, design, and replacement of sidewalks in neighborhoods throughout the City of Snoqualmie. Neighborhood sidewalks are pedestrian facilities that connect residents to important destinations. The City of Snoqualmie intends to replace sidewalks based on a score that prioritizes safety and access to facilities such as parks and schools.

### Photo or Map:



### Community Impact:

The intent of this program is to preserve the condition of sidewalks consistent with City of Snoqualmie standards. The ongoing replacement of sidewalks will help to maintain a safe and efficient mode of transportation that contributes to the livability of neighborhoods and supports vital economy activity.

### Operating Impact:

Staff believes that the ongoing provision of this program will likely reduce the amount of supplies needed annually to maintain sidewalks.

### Budget:

Project Activities	% of Budg.	Total Activity Budget	2025	2026	2027	2028	2029	2030	2031 or Beyond
Analysis	0%	\$ -	\$ -	\$ -	\$ -	\$ -	\$ -	\$ -	This capital program is expected to continue indefinitely into the future.
Design	6%	\$ 82,347	\$ 12,873	\$ 13,158	\$ 13,500	\$ 13,784	\$ 14,267	\$ 14,766	
Construction	75%	\$ 1,002,145	\$ 119,674	\$ 191,275	\$ 167,971	\$ 165,652	\$ 179,957	\$ 177,616	
Const. Manage	0%	\$ -	\$ -	\$ -	\$ -	\$ -	\$ -	\$ -	
Contingency	6%	\$ 82,347	\$ 12,873	\$ 13,158	\$ 13,500	\$ 13,784	\$ 14,267	\$ 14,766	
Art	0%	\$ -	\$ -	\$ -	\$ -	\$ -	\$ -	\$ -	
Labor	13%	\$ 173,400	\$ 10,300	\$ 43,500	\$ 12,800	\$ 21,300	\$ 31,600	\$ 53,900	
Other	0%	\$ -	\$ -	\$ -	\$ -	\$ -	\$ -	\$ -	
<b>TOTAL</b>	<b>100%</b>	<b>\$ 1,340,240</b>	<b>\$ 155,720</b>	<b>\$ 261,090</b>	<b>\$ 207,770</b>	<b>\$ 214,520</b>	<b>\$ 240,090</b>	<b>\$ 261,048</b>	
Operating		\$ (19,500)	\$ (2,000)	\$ (2,500)	\$ (3,000)	\$ (3,500)	\$ (4,000)	\$ (4,500)	

**TOTAL PROJECT BUDGET:** \$1,340,240

**TOTAL OPERATING BUDGET:** -\$19,500

### Anticipated Funding Mix:

Source	Total Sources	2025	2026	2027	2028	2029	2030
Util. & Trans. Taxes	\$ 1,340,240	\$ 155,720	\$ 261,090	\$ 207,770	\$ 214,520	\$ 240,090	\$ 261,048
<b>TOTAL</b>	<b>\$ 1,340,240</b>	<b>\$ 155,720</b>	<b>\$ 261,090</b>	<b>\$ 207,770</b>	<b>\$ 214,520</b>	<b>\$ 240,090</b>	<b>\$ 261,048</b>

### Fiscal

**TOTAL FUNDING SOURCES:** \$1,340,240

### Notes:

**FUTURE FUNDING REQUIREMENTS:** \$0

# City of Snoqualmie: 2025 to 2030 Capital Improvement Plan



## TRANSPORTATION CAPITAL PROJECT OR PROGRAM

## AMERICANS WITH DISABILITIES ACT (ADA) PROGRAM

**CIP Project ID:** TRN21001CIP  
**Department:** Transportation  
**Project Status:** Other  
**Project Location:** Multiple Locations  
**Project Contact:** Pat Fry

**Current Program Budget:** \$509,812

**Years Project in CIP:** Ongoing Capital Program

**Contact Email:** [PFry@snoqualmiewa.gov](mailto:PFry@snoqualmiewa.gov)

### Description:

Federal regulations require the City of Snoqualmie to comply with the American with Disabilities Act (ADA). This program will construct ADA sidewalk ramps and other associated transportation/parking lot/building access improvements at locations where necessary.

### Photo or Map:



### Community Impact:

The intent of this program is to remove barriers that hinder the mobility of residents who have a physical or mental impairment that substantially limits their pursuit of community activities.

### Operating Impact:

This program does not require changes to the operating environment or budget.

### Budget:

Project Activities	% of Budg.	Total Activity Budget	2025	2026	2027	2028	2029	2030	2031 or Beyond
Analysis	0%	\$ -	\$ -	\$ -	\$ -	\$ -	\$ -	\$ -	This capital program is expected to continue indefinitely into the future.
Design	3%	\$ 16,353	\$ 2,563	\$ 2,620	\$ 2,677	\$ 2,734	\$ 2,830	\$ 2,929	
Construction	87%	\$ 442,706	\$ 63,897	\$ 76,318	\$ 71,878	\$ 72,199	\$ 78,011	\$ 80,403	
Const. Manage	0%	\$ -	\$ -	\$ -	\$ -	\$ -	\$ -	\$ -	
Contingency	3%	\$ 16,353	\$ 2,563	\$ 2,620	\$ 2,677	\$ 2,734	\$ 2,830	\$ 2,929	
Art	0%	\$ -	\$ -	\$ -	\$ -	\$ -	\$ -	\$ -	
Labor	7%	\$ 34,400	\$ 2,000	\$ 8,700	\$ 2,500	\$ 4,200	\$ 6,300	\$ 10,700	
Other	0%	\$ -	\$ -	\$ -	\$ -	\$ -	\$ -	\$ -	
<b>TOTAL</b>	<b>100%</b>	<b>\$ 509,812</b>	<b>\$ 71,023</b>	<b>\$ 90,258</b>	<b>\$ 79,732</b>	<b>\$ 81,868</b>	<b>\$ 89,970</b>	<b>\$ 96,960</b>	
Operating		\$ -	\$ -	\$ -	\$ -	\$ -	\$ -	\$ -	

**TOTAL PROJECT BUDGET:** \$509,812

**TOTAL OPERATING BUDGET:** \$0

### Anticipated Funding Mix:

Source	Total Sources	2025	2026	2027	2028	2029	2030
Util. & Trans. Taxes	\$ 509,812	\$ 71,023	\$ 90,258	\$ 79,732	\$ 81,868	\$ 89,970	\$ 96,960
<b>TOTAL</b>	<b>\$ 509,812</b>	<b>\$ 71,023</b>	<b>\$ 90,258</b>	<b>\$ 79,732</b>	<b>\$ 81,868</b>	<b>\$ 89,970</b>	<b>\$ 96,960</b>

### Fiscal

**TOTAL FUNDING SOURCES:** \$509,812

### Notes:

**FUTURE FUNDING REQUIREMENTS:** \$0



# City of Snoqualmie: 2023 to 2028 Capital Improvement Plan



## TRANSPORTATION CAPITAL PROJECT OR PROGRAM

### TOWN CENTER IMPROVEMENT PROJECT - PHASE 3

<b>CIP Project ID:</b>	PUW20003CIP	<b>Previously Spent:</b>	\$798,850
<b>Department:</b>	Transportation	<b>Current Project Budget:</b>	\$14,772,550
<b>Project Status:</b>	Design	<b>Remaining Project Cost:</b>	\$13,973,700
<b>Project Location:</b>	SR 202 (Railroad Ave.) btw. Northern St. and the SR 202 Bridge		<b>Years Project in CIP:</b> 8
<b>Project Contact:</b>	Dylan Gamble		
	<b>Contact Email:</b>		

#### Description:

The intent of this project is to reconstruct portions of State Route 202 (Railroad Avenue) between Northern Street and the State Route 202 Bridge, upgrade the adjacent multi-use path, replace and relocate utilities, as well as add street lighting, streetscape improvements, traffic calming measures, trail and transit connections, and natural landscaping elements. A new pedestrian bridge and gateway features will be addressed through community outreach efforts. Construction for this project will be completed in two separate construction phases. The first phase is anticipated in 2026/27 and the second phase will begin after 2031.

#### Photo or Map:



#### Operating Impact:

This project is not expected to impact the operating budget.

#### Community Impact:

This project will eventually lead to improved connections between Snoqualmie Falls and Downtown Snoqualmie, replace aging infrastructure, update facilities to meet ADA standards, improve safety, and support the economic and tourism goals of the City of Snoqualmie.

#### Budget:

Project Activities	% of Budg.	Total Activity Budget	Previously Spent	2025	2026	2027	2028	2029	2030	2031 or Beyond
Analysis	0%	\$ -	\$ -	\$ -	\$ -	\$ -	\$ -	\$ -	\$ -	\$ -
Design	5%	\$ 798,850	\$ 798,850	\$ -	\$ -	\$ -	\$ -	\$ -	\$ -	\$ -
Construction	71%	\$ 10,490,000	\$ -	\$ 325,000	\$ -	\$ 1,600,000	\$ 4,500,000	\$ -	\$ -	\$ 4,065,000
Const. Manage	3%	\$ 450,000	\$ -	\$ -	\$ -	\$ 100,000	\$ 100,000	\$ -	\$ -	\$ 250,000
Contingency	4%	\$ 650,000	\$ -	\$ 50,000	\$ -	\$ 150,000	\$ 150,000	\$ -	\$ -	\$ 300,000
Art	1%	\$ 175,000	\$ -	\$ -	\$ -	\$ -	\$ 100,000	\$ -	\$ -	\$ 75,000
Labor	8%	\$ 1,226,800	\$ -	\$ 20,000	\$ -	\$ 405,600	\$ 351,200	\$ -	\$ -	\$ 450,000
Taxes	7%	\$ 981,900	\$ -	\$ -	\$ -	\$ 300,000	\$ 331,900	\$ -	\$ -	\$ 350,000
<b>TOTAL</b>	<b>100%</b>	<b>\$ 14,772,550</b>	<b>\$ 798,850</b>	<b>\$ 395,000</b>	<b>\$ -</b>	<b>\$ 2,555,600</b>	<b>\$ 5,533,100</b>	<b>\$ -</b>	<b>\$ -</b>	<b>\$ 5,490,000</b>
Operating		\$ -		\$ -	\$ -	\$ -	\$ -	\$ -	\$ -	\$ -

**TOTAL PROJECT BUDGET:** \$14,772,550

**TOTAL OPERATING BUDGET:** \$0

#### Anticipated Funding Mix:

Source	Total Sources	Previously Allocated	2025	2026	2027	2028	2029	2030	2031 or Beyond
Util. & Trans. Taxes	\$ 6,230,348	\$ -	\$ 400,000	\$ -	\$ 755,600	\$ 1,584,748	\$ -	\$ -	\$ 3,490,000
Real Estate Excise Tax	\$ 1,360,000	\$ -	\$ -	\$ -	\$ -	\$ 360,000	\$ -	\$ -	\$ 1,000,000
Sales Tax	\$ 2,083,352	\$ -	\$ -	\$ -	\$ -	\$ 1,083,352	\$ -	\$ -	\$ 1,000,000
Bond	\$ 1,005,000	\$ -	\$ -	\$ -	\$ 300,000	\$ 705,000	\$ -	\$ -	
Federal/PSRC Grants	\$ 1,800,000	\$ -	\$ -	\$ -	\$ 1,000,000	\$ 800,000	\$ -	\$ -	
Other Grant Sources	\$ 2,298,850	\$ 798,850	\$ -	\$ -	\$ 500,000	\$ 1,000,000	\$ -	\$ -	
<b>TOTAL</b>	<b>\$ 14,777,550</b>	<b>\$ 798,850</b>	<b>\$ 400,000</b>	<b>\$ -</b>	<b>\$ 2,555,600</b>	<b>\$ 5,533,100</b>	<b>\$ -</b>	<b>\$ -</b>	<b>\$ 5,490,000</b>

**Fiscal Notes:** Washington State Transportation Improvement Board Funding (TIB) will be sought to reduce City contribution. TIB cannot be assumed as a certain source of funding in order to apply for Federal funding through PSRC.

**TOTAL FUNDING SOURCES:** \$14,777,550  
**FUTURE FUNDING REQUIREMENTS:** \$5,490,000

# City of Snoqualmie: 2025 to 2030 Capital Improvement Plan



## TRANSPORTATION CAPITAL PROJECT OR PROGRAM

# MEADOWBROOK BRIDGE RESTORATION PROJECT

<b>CIP Project ID:</b>	TBD	<b>Previously Spent:</b>	<b>\$175,000</b>
<b>Department:</b>	Transportation	<b>Current Project Budget:</b>	<b>\$3,163,800</b>
<b>Project Status:</b>	Analysis	<b>Original Budget at CIP Inception:</b>	N/A
<b>Project Location:</b>	Meadowbrook Bridge	<b>Years Project in CIP:</b>	4
<b>Project Contact:</b>	Hind Ahmed	<b>Contact Email:</b>	<a href="mailto:HAhmed@snoqualmiewa.gov">HAhmed@snoqualmiewa.gov</a>

### Description:

Based on recent inspection from King County Bridge Division, the Meadowbrook Bridge requires maintenance and repair activities, including structural welding and repairs, painting, and a load rating update.

### Photo or Map:



### Community Impact:

The intent of this project is to provide necessary ongoing maintenance of the Meadowbrook Bridge. Timely repairs and application of protective coatings is the most cost efficient means to provide for long-term function and safety of the bridge asset.

### Operating Impact:

This project is not expected to impact the operating budget.

### Budget:

Project Activities	% of Budg.	Total Activity Budget	Previously Spent	2025	2026	2027	2028	2029	2030	2031 or Beyond
Analysis	6%	\$ 175,000	\$ 175,000	\$ -	\$ -	\$ -	\$ -	\$ -	\$ -	\$ -
Design	8%	\$ 246,000	\$ -	\$ -	\$ -	\$ -	\$ 246,000		\$ -	\$ -
Construction	68%	\$ 2,157,000	\$ -	\$ -	\$ -	\$ -		\$ 2,157,000	\$ -	\$ -
Const. Manage	1%	\$ 27,000	\$ -	\$ -	\$ -	\$ -	\$ 27,000		\$ -	\$ -
Contingency	7%	\$ 219,000	\$ -	\$ -	\$ -	\$ -		\$ 219,000	\$ -	\$ -
Art	1%	\$ 28,000	\$ -	\$ -	\$ -	\$ -		\$ 28,000	\$ -	\$ -
Labor	10%	\$ 311,800	\$ -	\$ -	\$ -	\$ -	\$ 23,200	\$ 288,600	\$ -	\$ -
Taxes	0%	\$ -	\$ -	\$ -	\$ -	\$ -			\$ -	\$ -
<b>TOTAL</b>	<b>100%</b>	<b>\$ 3,163,800</b>	<b>\$ 175,000</b>	<b>\$ -</b>	<b>\$ -</b>	<b>\$ -</b>	<b>\$ 296,200</b>	<b>\$ 2,692,600</b>	<b>\$ -</b>	<b>\$ -</b>
Operating		\$ -		\$ -	\$ -	\$ -	\$ -	\$ -	\$ -	\$ -

**TOTAL PROJECT BUDGET: \$3,163,800**

**TOTAL OPERATING BUDGET: \$0**

### Anticipated Funding Mix:

Source	Total Sources	Previously Allocated	2025	2026	2027	2028	2029	2030
Sales Tax	\$ 728,800	\$ 175,000			\$ -	\$ 81,200	\$ 472,600	\$ -
Util. & Trans. Taxes	\$ 515,000	\$ -			\$ -	\$ 215,000	\$ 300,000	\$ -
Bond	\$ 1,920,000				\$ -	\$ -	\$ 1,920,000	\$ -
Real Estate Excise Tax	\$ -	\$ -	\$ -	\$ -	\$ -	\$ -	\$ -	\$ -
GFC/CAIC	\$ -	\$ -			\$ -	\$ -	\$ -	\$ -
	\$ -	\$ -	\$ -	\$ -	\$ -	\$ -	\$ -	\$ -
<b>TOTAL</b>	<b>\$ 3,163,800</b>	<b>\$ 175,000</b>	<b>\$ -</b>	<b>\$ -</b>	<b>\$ -</b>	<b>\$ 296,200</b>	<b>\$ 2,692,600</b>	<b>\$ -</b>

### Fiscal

**TOTAL FUNDING SOURCES: \$3,163,800**

### Notes:

**FUTURE FUNDING REQUIREMENTS: \$0**



## TRANSPORTATION CAPITAL PROJECT OR PROGRAM

# RAILROAD CROSSINGS PROJECT

<b>CIP Project ID:</b>	TBD	<b>Previously Spent:</b>	\$0
<b>Department:</b>	Transportation	<b>Current Project Budget:</b>	\$2,073,000
<b>Project Status:</b>	Analysis	<b>Original Budget at CIP Inception:</b>	N/A
<b>Project Location:</b>	Meadowbrook Bridge	<b>Years Project in CIP:</b>	4
<b>Project Contact:</b>	Hind Ahmed	<b>Contact Email:</b>	<a href="mailto:HAhmed@snoqualmiewa.gov">HAhmed@snoqualmiewa.gov</a>

### Description:

Based on recent inspection from King County Bridge Division, the Meadowbrook Bridge requires maintenance and repair activities, including structural welding and repairs, painting, and a load rating update.

### Photo or Map:



### Community Impact:

The intent of this project is to provide necessary ongoing maintenance of the Meadowbrook Bridge. Timely repairs and application of protective coatings is the most cost efficient means to provide for long-term function and safety of the bridge asset.

### Operating Impact:

This project is not expected to impact the operating budget.

### Budget:

Project Activities	% of Budg.	Total Activity Budget	Previously Spent	2025	2026	2027	2028	2029	2030	2031 or Beyond
Analysis	0%	\$ -	\$ -	\$ -	\$ -	\$ -	\$ -	\$ -	\$ -	\$ -
Design	9%	\$ 200,000	\$ -		\$ 200,000	\$ -	\$ -	\$ -	\$ -	\$ -
Construction	80%	\$ 1,773,000	\$ -	\$ -	\$ 1,773,000	\$ -	\$ -	\$ -	\$ -	\$ -
Const. Manage	5%	\$ 100,000	\$ -	\$ -	\$ 100,000	\$ -	\$ -	\$ -	\$ -	\$ -
Contingency	0%	\$ -	\$ -	\$ -	\$ -	\$ -	\$ -	\$ -	\$ -	\$ -
Art	0%	\$ -	\$ -	\$ -	\$ -	\$ -	\$ -	\$ -	\$ -	\$ -
Labor	6%	\$ 132,300	\$ -	\$ -	\$ 132,300	\$ -	\$ -	\$ -	\$ -	\$ -
Taxes	0%	\$ -	\$ -	\$ -	\$ -	\$ -	\$ -	\$ -	\$ -	\$ -
<b>TOTAL</b>	<b>100%</b>	<b>\$ 2,205,300</b>	<b>\$ -</b>	<b>\$ -</b>	<b>\$ 2,205,300</b>	<b>\$ -</b>	<b>\$ -</b>	<b>\$ -</b>	<b>\$ -</b>	<b>\$ -</b>
Operating		\$ -		\$ -	\$ -	\$ -	\$ -	\$ -	\$ -	\$ -

**TOTAL PROJECT BUDGET:** \$2,205,300

**TOTAL OPERATING BUDGET:** \$0

### Anticipated Funding Mix:

Source	Total Sources	Previously Allocated	2025	2026	2027	2028	2029	2030
Sales Tax	\$ -	\$ -	\$ -	\$ -	\$ -	\$ -	\$ -	\$ -
Util. & Trans. Taxes	\$ 132,300	\$ -	\$ -	\$ 132,300	\$ -	\$ -	\$ -	\$ -
Bond	\$ -	\$ -	\$ -	\$ -	\$ -	\$ -	\$ -	\$ -
Real Estate Excise Tax	\$ -	\$ -	\$ -	\$ -	\$ -	\$ -	\$ -	\$ -
WSDOT Grant	\$ 2,073,000	\$ -	\$ -	\$ 2,073,000	\$ -	\$ -	\$ -	\$ -
	\$ -	\$ -	\$ -	\$ -	\$ -	\$ -	\$ -	\$ -
<b>TOTAL</b>	<b>\$ 2,205,300</b>	<b>\$ -</b>	<b>\$ -</b>	<b>\$ 2,205,300</b>	<b>\$ -</b>	<b>\$ -</b>	<b>\$ -</b>	<b>\$ -</b>

### Fiscal

**TOTAL FUNDING SOURCES:** \$2,205,300

### Notes:

**FUTURE FUNDING REQUIREMENTS:** \$0

# City of Snoqualmie: 2023 to 2028 Capital Improvement Plan



## PARKS CAPITAL PROJECT OR PROGRAM

# COMPLETE STREETS IMPROVEMENT PROGRAM

**CIP Project ID:** TRN21002CIP

**Department:** Transportation

**Project Status:** Other

**Project Location:** Multiple Locations

**Project Contact:** Dylan Gamble

**Current Program Budget:** \$460,107

**Years Project in CIP:** Ongoing Capital Program

**Contact Email:** [DGamble@snoqualmiewa.gov](mailto:DGamble@snoqualmiewa.gov)

### Description:

This program will improve roadway, sidewalk, walking path, corsswalk, and safety infastructure inconsistencies across the City. This effort will be conducted in conjunction with any transportation and utility that can be benefited by minor street/sidewalk/bicycle improvements.

### Photo or Map:



### Community Impact:

The intent of this program is to complete any missing bicycle, pedestrian, and safety infastructure.

### Operating Impact:

This program does not require changes to the operating environment or budget.

### Budget:

Project Activities	% of Budg.	Total Activity Budget	2025	2026	2027	2028	2029	2030	2030 or Beyond
Analysis	0%	\$ -	\$ -	\$ -	\$ -	\$ -	\$ -	\$ -	This capital program is anticipated to continue indefinitely into the future.
Design	5%	\$ 24,566	\$ 3,750	\$ 3,881	\$ 4,017	\$ 4,158	\$ 4,303	\$ 4,457	
Construction	77%	\$ 353,088	\$ 53,050	\$ 65,339	\$ 56,411	\$ 56,070	\$ 61,918	\$ 60,299	
Const. Manage	0%	\$ -	\$ -	\$ -	\$ -	\$ -	\$ -	\$ -	
Contingency	4%	\$ 19,650	\$ 3,000	\$ 3,105	\$ 3,214	\$ 3,326	\$ 3,443	\$ 3,563	
Art	0%	\$ 603	\$ -	\$ -	\$ -	\$ -	\$ -	\$ 603	
Labor	14%	\$ 62,200	\$ 3,600	\$ 15,400	\$ 4,600	\$ 7,700	\$ 11,400	\$ 19,500	
Other	0%	\$ -	\$ -	\$ -	\$ -	\$ -	\$ -	\$ -	
<b>TOTAL</b>	<b>100%</b>	<b>\$ 460,107</b>	<b>\$ 63,400</b>	<b>\$ 87,725</b>	<b>\$ 68,242</b>	<b>\$ 71,254</b>	<b>\$ 81,064</b>	<b>\$ 88,422</b>	
Operating		\$ -	\$ -	\$ -	\$ -	\$ -	\$ -	\$ -	

**TOTAL PROJECT BUDGET:** \$460,107

**TOTAL OPERATING BUDGET:** \$0

### Anticipated Funding Mix:

Source	Total Sources	2025	2026	2027	2028	2029	2030
Transportation	\$ 460,107	\$ 63,400	\$ 87,725	\$ 68,242	\$ 71,254	\$ 81,064	\$ 88,422
	\$ -						\$ -
<b>TOTAL</b>	<b>\$ 460,107</b>	<b>\$ 63,400</b>	<b>\$ 87,725</b>	<b>\$ 68,242</b>	<b>\$ 71,254</b>	<b>\$ 81,064</b>	<b>\$ 88,422</b>

### Fiscal Notes:

Washington State Transportation Improvement Board Funding (TIB), Safe Routes to choo will be sought to reduce City contribution.

**TOTAL FUNDING SOURCES:** \$460,107

**FUTURE FUNDING REQUIREMENTS:** \$0

# City of Snoqualmie: 2025 to 2030 Capital Improvement Plan



## PARKS CAPITAL PROJECT OR PROGRAM

## PLAYGROUNDS REPLACEMENT PROGRAM

CIP Project ID: PAR20001CIP

Department: Parks

Project Status: Other

Project Location: Multiple Locations

Project Contact: Dylan Gamble

Current Program Budget: \$1,921,366

Years Project in CIP: Ongoing Capital Program

Contact Email: DGamble@snoqualmiewa.gov

### Description:

This program replaces aging and obsolete playground equipment and play surfaces biannually consistent with the Playground Replacement Schedule. Staff is currently preforming a comprehensive audit of all the playgrounds.

### Photo or Map:



### Community Impact:

The intent of this program is to preserve the safety and playability of playgrounds throughout the City of Snoqualmie. The City places a high priority on maintaining assets at an exceptional standard while improving the accessibility and safety of structures for all residents.

### Operating Impact:

This program does not require changes to the operating environment or budget. Staff currently visit each park to perform inspections per federal mandate requirements which will continue with playground replacements.

### Budget:

Project Activities	% of Budg.	Total Activity Budget	2025	2026	2027	2028	2029	2030	2030 or Beyond
Analysis	0%	\$ -	\$ -	\$ -	\$ -	\$ -	\$ -	\$ -	This capital program is anticipated to continue indefinitely into the future.
Design	5%	\$ 101,670	\$ 32,353	\$ -	\$ 34,062	\$ -	\$ 35,254	\$ -	
Construction	83%	\$ 1,586,397	\$ 568,008	\$ -	\$ 495,411	\$ -	\$ 522,978	\$ -	
Const. Manage	0%	\$ -	\$ -	\$ -	\$ -	\$ -	\$ -	\$ -	
Contingency	4%	\$ 81,336	\$ 25,883	\$ -	\$ 27,250	\$ -	\$ 28,203	\$ -	
Art	1%	\$ 15,864	\$ 5,680	\$ -	\$ 4,954	\$ -	\$ 5,230	\$ -	
Labor	7%	\$ 136,100	\$ 25,900	\$ -	\$ 32,200	\$ -	\$ 78,000	\$ -	
Other	0%	\$ -	\$ -	\$ -	\$ -	\$ -	\$ -	\$ -	
<b>TOTAL</b>	<b>100%</b>	<b>\$ 1,921,366</b>	<b>\$ 657,824</b>	<b>\$ -</b>	<b>\$ 593,877</b>	<b>\$ -</b>	<b>\$ 669,665</b>	<b>\$ -</b>	
Operating		\$ -	\$ -	\$ -	\$ -	\$ -	\$ -	\$ -	

TOTAL PROJECT BUDGET: \$1,921,366

TOTAL OPERATING BUDGET: \$0

### Anticipated Funding Mix:

Source	Total Sources	2025	2026	2027	2028	2029	2030
KC Parks Levy	\$ 650,000	\$ 130,000	\$ -	\$ 260,000	\$ -	\$ 260,000	\$ -
Real Estate Excise Tax	\$ 1,271,366	\$ 527,824	\$ -	\$ 333,877	\$ -	\$ 409,665	\$ -
<b>TOTAL</b>	<b>\$ 1,921,366</b>	<b>\$ 657,824</b>	<b>\$ -</b>	<b>\$ 593,877</b>	<b>\$ -</b>	<b>\$ 669,665</b>	<b>\$ -</b>

TOTAL FUNDING SOURCES: \$1,921,366

FUTURE FUNDING REQUIREMENTS: \$0

### Fiscal

### Notes:



# City of Snoqualmie: 2025 to 2030 Capital Improvement Plan



## PARKS CAPITAL PROJECT OR PROGRAM

## TRAILS IMPROVEMENT PROGRAM

**CIP Project ID:** PAR20002CIP  
**Department:** Parks  
**Project Status:** Other  
**Project Location:** Multiple Locations  
**Project Contact:** Dylan Gamble

**Current Program Budget:** \$399,985

**Years Project in CIP:** Ongoing Capital Program

**Contact Email:** [DGamble@snoqualmiewa.gov](mailto:DGamble@snoqualmiewa.gov)

### Description:

This program is responsible for preserving the City of Snoqualmie's trail system. The City intends to conduct trail maintenance and replace related assets such as pedestrian bridges or signage throughout the trail system where needed.

### Photo or Map:



### Community Impact:

The intent of this program is to replace and improve the network of community trails that add to the City's quality-of-life by allowing residents and visitors the opportunity to explore a serene natural environment.

### Operating Impact:

This program does not require changes to the operating environment or budget.

### Budget:

Project Activities	% of Budg.	Total Activity Budget	2025	2026	2027	2028	2029	2030	2031 or Beyond
Analysis	0%	\$ -	\$ -	\$ -	\$ -	\$ -	\$ -	\$ -	This capital program is anticipated to continue indefinitely into the future.
Design	0%	\$ -	\$ -	\$ -	\$ -	\$ -	\$ -	\$ -	
Construction	85%	\$ 340,271	\$ -	\$ 113,193	\$ -	\$ 94,904	\$ -	\$ 132,174	
Const. Manage	0%	\$ -	\$ -	\$ -	\$ -	\$ -	\$ -	\$ -	
Contingency	4%	\$ 16,091	\$ -	\$ 5,149	\$ -	\$ 5,377	\$ -	\$ 5,565	
Art	1%	\$ 4,023	\$ -	\$ 1,287	\$ -	\$ 1,344	\$ -	\$ 1,391	
Labor	10%	\$ 39,600	\$ -	\$ 26,700	\$ -	\$ 12,900	\$ -	\$ -	
Other	0%	\$ -	\$ -	\$ -	\$ -	\$ -	\$ -	\$ -	
<b>TOTAL</b>	<b>100%</b>	<b>\$ 399,985</b>	\$ -	\$ 146,329	\$ -	\$ 114,525	\$ -	\$ 139,131	
Operating		\$ -	\$ -	\$ -	\$ -	\$ -	\$ -	\$ -	

**TOTAL PROJECT BUDGET:** \$399,985

**TOTAL OPERATING BUDGET:** \$0

### Anticipated Funding Mix:

Source	Total Sources	2025	2026	2027	2028	2029	2030
Real Estate Excise Tax	\$ 399,985	\$ -	\$ 146,329	\$ -	\$ 114,525	\$ -	\$ 139,131
King County Park Levy?							
<b>TOTAL</b>	<b>\$ 399,985</b>	\$ -	\$ 146,329	\$ -	\$ 114,525	\$ -	\$ 139,131

### Fiscal

**TOTAL FUNDING SOURCES:** \$399,985

### Notes:

**FUTURE FUNDING REQUIREMENTS:** \$0

# City of Snoqualmie: 2025 to 2030 Capital Improvement Plan



## PARKS CAPITAL PROJECT OR PROGRAM

## SPORT COURTS IMPROVEMENT PROGRAM

**CIP Project ID:** PAR20003CIP  
**Department:** Parks  
**Project Status:** Other  
**Project Location:** Multiple Locations  
**Project Contact:** Dylan Gamble

**Current Program Budget:** \$193,124

**Years Project in CIP:** Ongoing Capital Program

**Contact Email:** [DGamble@snoqualmiewa.gov](mailto:DGamble@snoqualmiewa.gov)

### Description:

This program is responsible for ensuring that all City of Snoqualmie owned sport courts are maintained and resurfaced cost-effectively at the proper time. In addition, the City will replace any curbs, sidewalks, and non-compliant ramps adjacent to a sports court when resurfacing.

### Photo or Map:



### Community Impact:

The intent of this program is to preserve the playability of all sport courts throughout the City of Snoqualmie. The funding of this program will help to extend the life of existing sport courts, thus increasing their availability and accessibility to the general public.

### Operating Impact:

This program does not require changes to the operating environment or budget. Staff currently visit each sport court to empty trash cans, sweep if necessary, and power wash the sport courts.

### Budget:

Project Activities	% of Budg.	Total Activity Budget	2025	2026	2027	2028	2029	2030	2031 or Beyond
Analysis	0%	\$ -	\$ -	\$ -	\$ -	\$ -	\$ -	\$ -	This capital program is anticipated to continue indefinitely into the future.
Design	0%	\$ -	\$ -	\$ -	\$ -	\$ -	\$ -	\$ -	
Construction	83%	\$ 161,074	\$ 24,333	\$ 25,347	\$ 26,361	\$ 27,375	\$ 28,333	\$ 29,325	
Const. Manage	0%	\$ -	\$ -	\$ -	\$ -	\$ -	\$ -	\$ -	
Contingency	4%	\$ 7,239	\$ 1,094	\$ 1,139	\$ 1,185	\$ 1,230	\$ 1,273	\$ 1,318	
Art	1%	\$ 1,810	\$ 273	\$ 285	\$ 296	\$ 308	\$ 318	\$ 329	
Labor	12%	\$ 23,000	\$ 1,300	\$ 5,700	\$ 1,700	\$ 2,900	\$ 4,200	\$ 7,200	
Other	0%	\$ -	\$ -	\$ -	\$ -	\$ -	\$ -	\$ -	
<b>TOTAL</b>	<b>100%</b>	<b>\$ 193,124</b>	<b>\$ 27,000</b>	<b>\$ 32,471</b>	<b>\$ 29,542</b>	<b>\$ 31,813</b>	<b>\$ 34,125</b>	<b>\$ 38,172</b>	
Operating		\$ -	\$ -	\$ -	\$ -	\$ -	\$ -	\$ -	

**TOTAL PROJECT BUDGET:** \$193,124

**TOTAL OPERATING BUDGET:** \$0

### Anticipated Funding Mix:

Source	Total Sources	2025	2026	2027	2028	2029	2030
Real Estate Excise Tax	\$ 193,124	\$ 27,000	\$ 32,471	\$ 29,542	\$ 31,813	\$ 34,125	\$ 38,172
<b>TOTAL</b>	<b>\$ 193,124</b>	<b>\$ 27,000</b>	<b>\$ 32,471</b>	<b>\$ 29,542</b>	<b>\$ 31,813</b>	<b>\$ 34,125</b>	<b>\$ 38,172</b>

### Fiscal

### Notes:

**TOTAL FUNDING SOURCES:** \$193,124

**FUTURE FUNDING REQUIREMENTS:** \$0

# City of Snoqualmie: 2025 to 2030 Capital Improvement Plan



## PARKS CAPITAL PROJECT OR PROGRAM

## PARKS PARKING LOT RESURFACING PROGRAM

**CIP Project ID:** PAR21001CIP  
**Department:** Parks  
**Project Status:** Other  
**Project Location:** Multiple Locations  
**Project Contact:** Dylan Gamble

**Current Program Budget:** \$446,649


**Years Project in CIP:** Ongoing Capital Program

**Contact Email:** [DGamble@snoqualmiewa.gov](mailto:DGamble@snoqualmiewa.gov)

### Description:

This program is responsible for ensuring that all City of Snoqualmie owned parking lots are maintained and resurfaced cost effectively when their condition diminishes. In addition, the City will replace any curbs, sidewalks, and non-compliant ramps adjacent to a parking lot when resurfacing.

### Photo or Map:



### Community Impact:

The intent of this program is to preserve the accessibility of all parks throughout the City of Snoqualmie. The funding of this program will help to extend the life of existing parking lots.

### Operating Impact:

This program does not require changes to the operating environment or budget.

### Budget:

Project Activities	% of Budg.	Total Activity Budget	2025	2026	2027	2028	2029	2030	2031 or Beyond
Analysis	0%	\$ -	\$ -	\$ -	\$ -	\$ -	\$ -	\$ -	This capital program is anticipated to continue indefinitely into the future.
Design	4%	\$ 16,091	\$ -	\$ 5,149	\$ -	\$ 5,377	\$ -	\$ 5,565	
Construction	77%	\$ 345,966	\$ -	\$ 110,707	\$ -	\$ 115,606	\$ -	\$ 119,652	
Const. Manage	0%	\$ -	\$ -	\$ -	\$ -	\$ -	\$ -	\$ -	
Contingency	4%	\$ 16,091	\$ -	\$ 5,149	\$ -	\$ 5,377	\$ -	\$ 5,565	
Art	0%	\$ -	\$ -	\$ -	\$ -	\$ -	\$ -	\$ -	
Labor	15%	\$ 68,500	\$ -	\$ 25,500	\$ -	\$ 12,500	\$ -	\$ 30,500	
Other	0%	\$ -	\$ -	\$ -	\$ -	\$ -	\$ -	\$ -	
<b>TOTAL</b>	<b>100%</b>	<b>\$ 446,649</b>	<b>\$ -</b>	<b>\$ 146,506</b>	<b>\$ -</b>	<b>\$ 138,860</b>	<b>\$ -</b>	<b>\$ 161,283</b>	
Operating		\$ -	\$ -	\$ -	\$ -	\$ -	\$ -	\$ -	

**TOTAL PROJECT BUDGET:** \$446,649

**TOTAL OPERATING BUDGET:** \$0

### Anticipated Funding Mix:

Source	Total Sources	2025	2026	2027	2028	2029	2030
Real Estate Excise Tax	\$ 446,649	\$ -	\$ 146,506	\$ -	\$ 138,860	\$ -	\$ 161,283
<b>TOTAL</b>	<b>\$ 446,649</b>	<b>\$ -</b>	<b>\$ 146,506</b>	<b>\$ -</b>	<b>\$ 138,860</b>	<b>\$ -</b>	<b>\$ 161,283</b>

### Fiscal

**TOTAL FUNDING SOURCES:** \$446,649

### Notes:

**FUTURE FUNDING REQUIREMENTS:** \$0

# City of Snoqualmie: 2025 to 2030 Capital Improvement Plan



## PARKS CAPITAL PROJECT OR PROGRAM

## PARKS FACILITIES IMPROVEMENT PROGRAM

**CIP Project ID:** PAR23001CIP  
**Department:** Parks  
**Project Status:** Other  
**Project Location:** Multiple Locations  
**Project Contact:** Dylan Gamble

**Current Program Budget:** \$248,201

**Years Project in CIP:** Ongoing Capital Program

**Contact Email:** [DGamble@snoqualmiewa.gov](mailto:DGamble@snoqualmiewa.gov)

### Description:

This program is responsible for ensuring that park facility assets, such as restrooms or picnic shelters, are maintained or replaced at the proper time.

### Photo or Map:



### Community Impact:

The intent of this program is to preserve assets that enhance the experience and convenience of going to a City of Snoqualmie park.

### Operating Impact:

This program does not require changes to the operating environment or budget.

### Budget:

Project Activities	% of Budg.	Total Activity Budget	2025	2026	2027	2028	2029	2030	2031 or Beyond
Analysis	0%	\$ -	\$ -	\$ -	\$ -	\$ -	\$ -	\$ -	This capital program is anticipated to continue indefinitely into the future.
Design	0%	\$ -	\$ -	\$ -	\$ -	\$ -	\$ -	\$ -	
Construction	82%	\$ 202,824	\$ 36,778	\$ 36,161	\$ 31,243	\$ 30,925	\$ 34,064	\$ 33,652	
Const. Manage	0%	\$ -	\$ -	\$ -	\$ -	\$ -	\$ -	\$ -	
Contingency	4%	\$ 10,302	\$ 1,595	\$ 1,640	\$ 1,686	\$ 1,732	\$ 1,792	\$ 1,857	
Art	1%	\$ 2,575	\$ 399	\$ 410	\$ 422	\$ 433	\$ 448	\$ 464	
Labor	13%	\$ 32,500	\$ 1,900	\$ 8,100	\$ 2,400	\$ 4,000	\$ 5,900	\$ 10,200	
Other	0%	\$ -	\$ -	\$ -	\$ -	\$ -	\$ -	\$ -	
<b>TOTAL</b>	<b>100%</b>	<b>\$ 248,201</b>	<b>\$ 40,672</b>	<b>\$ 46,311</b>	<b>\$ 35,750</b>	<b>\$ 37,090</b>	<b>\$ 42,205</b>	<b>\$ 46,173</b>	
Operating		\$ -	\$ -	\$ -	\$ -	\$ -	\$ -	\$ -	

**TOTAL PROJECT BUDGET:** \$248,201

**TOTAL OPERATING BUDGET:** \$0

### Anticipated Funding Mix:

Source	Total Sources	2025	2026	2027	2028	2029	2030
Real Estate Excise Tax	\$ 248,201	\$ 40,672	\$ 46,311	\$ 35,750	\$ 37,090	\$ 42,205	\$ 46,173
<b>TOTAL</b>	<b>\$ 248,201</b>	<b>\$ 40,672</b>	<b>\$ 46,311</b>	<b>\$ 35,750</b>	<b>\$ 37,090</b>	<b>\$ 42,205</b>	<b>\$ 46,173</b>

### Fiscal

### Notes:

**TOTAL FUNDING SOURCES:** \$248,201

**FUTURE FUNDING REQUIREMENTS:** \$0

# City of Snoqualmie: 2025 to 2030 Capital Improvement Plan



## PARKS CAPITAL PROJECT OR PROGRAM

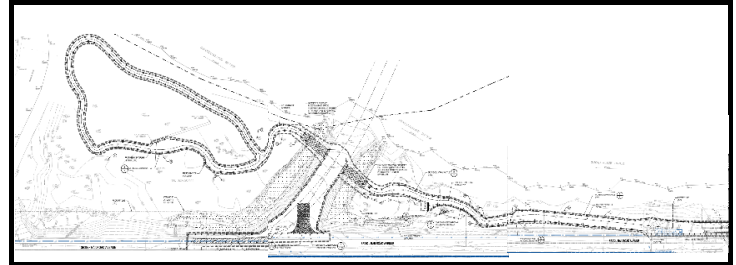
### RIVERTRAIL PROJECT - NW OF SANDY COVE PARK

<b>CIP Project ID:</b>	PAR20006CIP	<b>Previously Spent:</b>	\$929,191
<b>Department:</b>	Community Development	<b>Current Project Budget:</b>	\$3,563,751
<b>Project Status:</b>	Design	<b>Original Budget at CIP Inception:</b>	\$3,243,580
<b>Project Location:</b>	SR 202 Bridge to Sandy Cove Park	<b>Years Project in CIP:</b>	6
<b>Project Contact:</b>	Dylan Gamble	<b>Contact Email:</b>	DGamble@snoqualmiewa.gov

#### Description:

This phase of the Rivertrail project will provide approximately one mile of trail parallel to State Route 202 up to Kimball Creek. This phase includes boardwalk installation, wetland crossings, riverside restoration and connections to developing City trail infrastructure.

#### Photo or Map:



#### Community Impact:

This phase of the Rivertrail project will establish a trail between Downtown Snoqualmie and the Kimball Creek Bridge, result in significant environmental restoration, and support the tourism goals of the City of Snoqualmie. The new trail will critically connect Snoqualmie Falls to the historic downtown while expanding recreational opportunities for residents.

#### Operating Impact:

The additional property owned and improved by the City of Snoqualmie will add to the current landscaping, trail maintenance, and urban forestry work of staff. However, increased economic activity from tourism will result in an unknown amount of offsetting revenue.

#### Budget:

Project Activities	% of Budg.	Total Activity Budget	Previously Spent	2025	2026	2027	2028	2029	2030	2031 or Beyond
Analysis	4%	\$ 147,212	\$ 147,212	\$ -	\$ -	\$ -	\$ -	\$ -	\$ -	\$ -
Design	22%	\$ 781,979	\$ 781,979	\$ -	\$ -	\$ -	\$ -	\$ -	\$ -	\$ -
Construction	56%	\$ 1,986,953	\$ -	\$ 1,986,953	\$ -	\$ -	\$ -	\$ -	\$ -	\$ -
Const. Manage	4%	\$ 150,000	\$ -	\$ 150,000	\$ -	\$ -	\$ -	\$ -	\$ -	\$ -
Contingency	7%	\$ 258,293	\$ -	\$ 258,293	\$ -	\$ -	\$ -	\$ -	\$ -	\$ -
Art	1%	\$ 32,436	\$ -	\$ 32,436	\$ -	\$ -	\$ -	\$ -	\$ -	\$ -
Labor	1%	\$ 36,000	\$ -	\$ 36,000	\$ -	\$ -	\$ -	\$ -	\$ -	\$ -
Taxes	5%	\$ 170,878	\$ -	\$ 170,878	\$ -	\$ -	\$ -	\$ -	\$ -	\$ -
<b>TOTAL</b>	<b>100%</b>	<b>\$ 3,563,751</b>	<b>\$ 929,191</b>	<b>\$ 2,634,560</b>	<b>\$ -</b>	<b>\$ -</b>	<b>\$ -</b>	<b>\$ -</b>	<b>\$ -</b>	<b>\$ -</b>
Operating		\$ 64,100		\$ -	\$ 12,100	\$ 12,400	\$ 12,800	\$ 13,200	\$ 13,600	*

**TOTAL PROJECT BUDGET:** \$3,563,751

**TOTAL OPERATING BUDGET:** \$64,100

#### Anticipated Funding Mix:

Source	Total Sources	Previously Allocated	2025	2026	2027	2028	2029	2030
Real Estate Excise Tax	\$ 2,172,352	\$ -	\$ 2,172,352	\$ -	\$ -	\$ -	\$ -	\$ -
Dept. of Commerce Grant	\$ 1,391,399	\$ 929,191	\$ 462,208	\$ -	\$ -	\$ -	\$ -	\$ -
KC Parks Levy	\$ -	\$ -	\$ -	\$ -	\$ -	\$ -	\$ -	\$ -
<b>TOTAL</b>	<b>\$ 3,563,751</b>	<b>\$ 929,191</b>	<b>\$ 2,634,560</b>	<b>\$ -</b>	<b>\$ -</b>	<b>\$ -</b>	<b>\$ -</b>	<b>\$ -</b>

#### Fiscal

#### Notes:

\* The City will continue to incur operating expenditures resulting from the project into the future.

**TOTAL FUNDING SOURCES:** \$3,563,751

**FUTURE FUNDING REQUIREMENTS:** \$0



# City of Snoqualmie: 2025 to 2030 Capital Improvement Plan



## PARKS CAPITAL PROJECT OR PROGRAM

# RIVERFRONT LAND ACQUISITIONS & DEMOLITIONS

<b>CIP Project ID:</b>	PAR20005CIP	<b>Previously Spent:</b>	<b>\$1,574,940</b>
<b>Department:</b>	Community Development	<b>Current Project Budget:</b>	<b>\$4,074,940</b>
<b>Project Status:</b>	Other	<b>Original Budget at CIP Inception:</b>	<b>\$1,398,615</b>
<b>Project Location:</b>	Multiple Locations	<b>Years Project in CIP:</b>	Ongoing
<b>Project Contact:</b>	Emily Arteche	<b>Contact Email:</b>	<a href="mailto:EArteche@snoqualmiewa.gov">EArteche@snoqualmiewa.gov</a>

### Description:

This project supports the acquisition of property along the Snoqualmie River and provides for the demolition and deconstruction of structures and other features. The property acquired and modified will eventually become a part of the Snoqualmie Rivertrail.

### Community Impact:

Property and structures adjacent to the Snoqualmie River have suffered repeatedly from flood damage posing concerns for public safety officials. These structures also preclude restoration of the natural Snoqualmie River buffer. This project presents aesthetic and cultural benefits, and future restoration and trail opportunities. This project addresses Comprehensive Plan policies 3.5.2 and 7.3.5 concerning the Rivertrail plan and the removal of high-risk riverfront homes respectively.

### Photo or Map:



### Operating Impact:

The additional property owned by the City of Snoqualmie will add to the current landscaping work of staff resulting in future increases in the operating budget.

### Budget:

Project Activities	% of Budg.	Total Activity Budget	Previously Spent	2025	2026	2027	2028	2029	2030	2031 or Beyond
Analysis	0%	\$ -	\$ -	\$ -	\$ -	\$ -	\$ -	\$ -	\$ -	\$ -
Design	0%	\$ -	\$ -	\$ -	\$ -	\$ -	\$ -	\$ -	\$ -	\$ -
Construction	0%	\$ -	\$ -	\$ -	\$ -	\$ -	\$ -	\$ -	\$ -	\$ -
Const. Manage	0%	\$ -	\$ -	\$ -	\$ -	\$ -	\$ -	\$ -	\$ -	\$ -
Contingency	0%	\$ -	\$ -	\$ -	\$ -	\$ -	\$ -	\$ -	\$ -	\$ -
Art	0%	\$ -	\$ -	\$ -	\$ -	\$ -	\$ -	\$ -	\$ -	\$ -
Labor	0%	\$ -	\$ -	\$ -	\$ -	\$ -	\$ -	\$ -	\$ -	\$ -
Other	100%	\$ 4,074,940	\$ 1,574,940	\$ 850,000	\$ -	\$ 1,000,000	\$ -	\$ 650,000	\$ -	\$ -
<b>TOTAL</b>	<b>100%</b>	<b>\$ 4,074,940</b>	<b>\$ 1,574,940</b>	<b>\$ 850,000</b>	<b>\$ -</b>	<b>\$ 1,000,000</b>	<b>\$ -</b>	<b>\$ 650,000</b>	<b>\$ -</b>	<b>\$ -</b>
Operating		\$ -		\$ -	\$ -	\$ -	\$ -	\$ -	\$ -	\$ -

**TOTAL PROJECT BUDGET: \$4,074,940**

**TOTAL OPERATING BUDGET: \$0**

### Anticipated Funding Mix:

Source	Total Sources	Previously Allocated	2025	2026	2027	2028	2029	2030
FEMA Grant	\$ 839,595	\$ 839,595	\$ -	\$ -	\$ -	\$ -	\$ -	\$ -
KCFCD Grant	\$ 1,748,551	\$ 248,551	\$ 500,000	\$ -	\$ 500,000	\$ -	\$ 500,000	\$ -
CFT Grant	\$ 580,000	\$ 30,000	\$ 200,000	\$ -	\$ 350,000	\$ -	\$ -	\$ -
Real Estate Excise Tax	\$ 906,794	\$ 456,794	\$ 150,000	\$ -	\$ 150,000	\$ -	\$ 150,000	\$ -
	\$ -	\$ -	\$ -	\$ -	\$ -	\$ -	\$ -	\$ -
<b>TOTAL</b>	<b>\$ 4,074,940</b>	<b>\$ 1,574,940</b>	<b>\$ 850,000</b>	<b>\$ -</b>	<b>\$ 1,000,000</b>	<b>\$ -</b>	<b>\$ 650,000</b>	<b>\$ -</b>

**Fiscal Notes:** FEMA = Federal Emergency Management Agency; KCFCD = King County Flood Control District; CFT = Conservation Futures Trust (King County). The amount previously spent refers only to the outflow of funds from the City; additional grant funds allocated by County.

**TOTAL FUNDING SOURCES: \$4,074,940**

**FUTURE FUNDING REQUIREMENTS: \$0**

# City of Snoqualmie: 2025 to 2030 Capital Improvement Plan



## PARKS CAPITAL PROJECT OR PROGRAM

### RIVERTRAIL PROJECT - ARBORETUM TRAIL

<b>CIP Project ID:</b>	PAR21002CIP	<b>Previously Spent:</b>	\$0
<b>Department:</b>	Community Development	<b>Current Project Budget:</b>	\$1,730,200
<b>Project Status:</b>	Pre-Design	<b>Original Budget at CIP Inception:</b>	\$1,730,200
<b>Project Location:</b>	Riverview Park to Meadowbrook Bridge	<b>Years Project in CIP:</b>	2
<b>Project Contact:</b>	Dylan Gamble	<b>Contact Email:</b>	DGamble@snoqualmiewa.gov

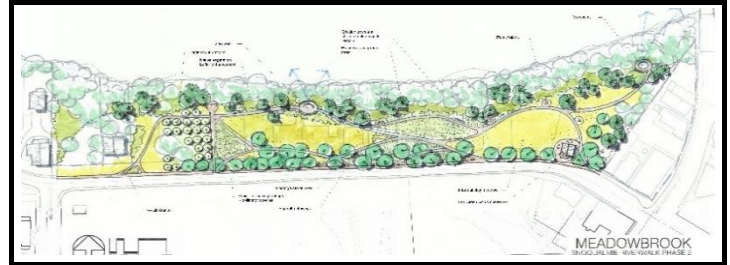
#### Description:

This phase of the Rivertrail project will provide a trail connection from Riverview Park to the Meadowbrook Bridge and include aesthetic, historic, and passive recreational amenities along with riverside restoration.

#### Community Impact:

Phase II of the Rivertrail project will establish a trail between Downtown Snoqualmie and Meadowbrook Bridge, a local historic resource, result in significant environmental restoration, and support the tourism goals of the City of Snoqualmie. The new trail and other features will critically connect important recreational facilities such as the Snoqualmie Valley Regional Trail (SVRT) to the historic downtown while expanding recreational opportunities for residents. This project addresses Comprehensive Plan policies 3.5.2 and 6.4.4 to establish a Rivertrail and restore stream buffers.

#### Photo or Map:



#### Operating Impact:

The additional property owned and improved by the City of Snoqualmie will add to the current landscaping, trail maintenance, and urban forestry work of staff. The time required to complete the additional work is estimated at 2 hours per week. However, increased economic activity from tourism will result in an unknown amount of offsetting revenue.

#### Budget:

Project Activities	% of Budg.	Total Activity Budget	Previously Spent	2025	2026	2027	2028	2029	2030	2031 or Beyond
Pre Design	1%	\$ 25,000			\$ 25,000					\$ -
Design	12%	\$ 200,000			\$ 200,000					\$ -
Construction	72%	\$ 1,250,000				\$ 750,000	\$ 500,000			\$ -
Const. Manage	0%	\$ -								\$ -
Contingency	0%	\$ -								\$ -
Art	1%	\$ 14,000				\$ 14,000				\$ -
Labor	8%	\$ 133,700			\$ 44,600	\$ 42,600	\$ 46,500			\$ -
Taxes	6%	\$ 107,500				\$ 64,500	\$ 43,000			\$ -
<b>TOTAL</b>	<b>100%</b>	<b>\$ 1,730,200</b>	<b>\$ -</b>	<b>\$ -</b>	<b>\$ 269,600</b>	<b>\$ 871,100</b>	<b>\$ 589,500</b>	<b>\$ -</b>	<b>\$ -</b>	<b>\$ -</b>
<b>Operating</b>		<b>\$ 20,918</b>		<b>\$ -</b>	<b>\$ -</b>	<b>\$ 5,000</b>	<b>\$ 5,150</b>	<b>\$ 5,305</b>	<b>\$ 5,464</b>	<b>*</b>

**TOTAL PROJECT BUDGET: \$1,730,200**

**TOTAL OPERATING BUDGET: \$20,918**

#### Anticipated Funding Mix:

Source	Total Sources	Previously Allocated	2025	2026	2027	2028	2029	2030
Real Estate Excise Tax	\$ 435,200	\$ -	\$ -	\$ -	\$ -	\$ 435,200	\$ -	\$ -
Bond	\$ 695,000	\$ -	\$ -	\$ 269,600	\$ 271,100	\$ 154,300	\$ -	\$ -
RCO Grant	\$ 500,000	\$ -	\$ -	\$ -	\$ 500,000	\$ -	\$ -	\$ -
King County Parks Levy	\$ 100,000	\$ -	\$ -	\$ -	\$ 100,000	\$ -	\$ -	\$ -
<b>TOTAL</b>	<b>\$ 1,730,200</b>	<b>\$ -</b>	<b>\$ -</b>	<b>\$ 269,600</b>	<b>\$ 871,100</b>	<b>\$ 589,500</b>	<b>\$ -</b>	<b>\$ -</b>

#### Fiscal

#### Notes:

RCO = Washington State Recreation and Conservation Office.

\* The City will continue to incur operating expenditures resulting from the project into the future.

**TOTAL FUNDING SOURCES: \$1,730,200**

**FUTURE FUNDING REQUIREMENTS: \$0**

# City of Snoqualmie: 2025 to 2030 Capital Improvement Plan



## PARKS CAPITAL PROJECT OR PROGRAM

### RIVERTRAIL PROJECT - BOARDWALK

<b>CIP Project ID:</b>	TBD	<b>Previously Spent:</b>	\$0
<b>Department:</b>	Community Development	<b>Current Project Budget:</b>	\$6,212,240
<b>Project Status:</b>	Pre-Design	<b>Original Budget at CIP Inception:</b>	\$0
<b>Project Location:</b>	Sandy Cove Park to Park Avenue	<b>Years Project in CIP:</b>	2
<b>Project Contact:</b>	Dylan Gamble	<b>Contact Email:</b>	<a href="mailto:DGamble@snoqualmiewa.gov">DGamble@snoqualmiewa.gov</a>

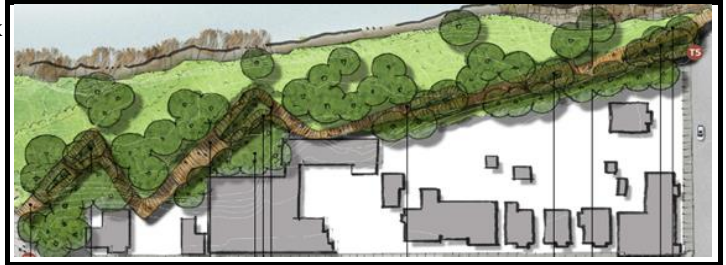
#### Description:

This phase of the Rivertrail project will provide an elevated canopy boardwalk starting in Sandy Cove Park, continuing behind businesses along Falls Avenue SE, and connecting with a viewing platform next to the Record Office revetment at the corner of SE River St. and Park Ave SE.

#### Community Impact:

Phase III of the Rivertrail project would be an iconic, magnetizing structure drawing tourists into Downtown Snoqualmie. support the tourism goals of the City of Snoqualmie. This phase builds on City Council Goal objective to construct a Rivertrail, and Comprehensive Plan policy 3.5.2 to establish a Rivertrail.

#### Photo or Map:



#### Operating Impact:

The additional boardwalk improvement will add to the current landscaping, structural and trail maintenance, and urban forestry work of staff. The time required to complete the additional work is estimated at 5 hours per week. However, increased economic activity from tourism will result in an unknown amount of offsetting revenue.

#### Budget:

Project Activities	% of Budg.	Total Activity Budget	Previously Spent	2025	2026	2027	2028	2029	2030	2031 or Beyond
Pre Design	0%	\$ -	\$ -	\$ -	\$ -	\$ -	\$ -	\$ -	\$ -	\$ -
Design	14%	\$ 900,000	\$ -	\$ -	\$ -	\$ -	\$ -	\$ -	\$ -	\$ 900,000
Construction	64%	\$ 4,000,000	\$ -	\$ -	\$ -	\$ -	\$ -	\$ -	\$ 1,000,000	\$ 3,000,000
Const. Manage	2%	\$ 150,000	\$ -	\$ -	\$ -	\$ -	\$ -	\$ -	\$ 50,000	\$ 100,000
Contingency	4%	\$ 225,000	\$ -	\$ -	\$ -	\$ -	\$ -	\$ -	\$ 75,000	\$ 150,000
Art	1%	\$ 84,640	\$ -	\$ -	\$ -	\$ -	\$ -	\$ -	\$ 34,640	\$ 50,000
Labor	8%	\$ 508,600	\$ -	\$ -	\$ -	\$ -	\$ -	\$ -	\$ 250,500	\$ 258,100
Taxes	6%	\$ 344,000	\$ -	\$ -	\$ -	\$ -	\$ -	\$ -	\$ 86,000	\$ 258,000
<b>TOTAL</b>	<b>100%</b>	<b>\$ 6,212,240</b>	<b>\$ -</b>	<b>\$ -</b>	<b>\$ -</b>	<b>\$ -</b>	<b>\$ -</b>	<b>\$ -</b>	<b>\$ 1,496,140</b>	<b>\$ 4,716,100</b>
Operating		\$ 5,200		\$ -	\$ -	\$ -	\$ -	\$ -	\$ 5,200	5356

**TOTAL PROJECT BUDGET:** \$6,212,240

**TOTAL OPERATING BUDGET:** \$10,556

#### Anticipated Funding Mix:

Source	Total Sources	Previously Allocated	2025	2026	2027	2028	2029	2030	2031 or Beyond
Sales Tax	\$ 1,517,330	\$ -	\$ -	\$ -	\$ -	\$ -	\$ -	\$ 479,320	\$ 1,038,010
Real Estate Excise Tax	\$ 2,141,610	\$ -	\$ -	\$ -	\$ -	\$ -	\$ -	\$ 479,320	\$ 1,662,290
Grants	\$ 2,553,300	\$ -	\$ -	\$ -	\$ -	\$ -		\$ 537,500	\$ 2,015,800
<b>TOTAL</b>	<b>\$ 6,212,240</b>	<b>\$ -</b>	<b>\$ -</b>	<b>\$ -</b>	<b>\$ -</b>	<b>\$ -</b>	<b>\$ -</b>	<b>\$ 1,496,140</b>	<b>\$ 4,716,100</b>

#### Fiscal

#### Notes:

RCO = Washington State Recreation and Conservation Office.  
\* The City will continue to incur operating expenditures resulting from the project into the future.

**TOTAL FUNDING SOURCES:** \$6,212,240

**FUTURE FUNDING REQUIREMENTS:** \$0

# City of Snoqualmie: 2025 to 2030 Capital Improvement Plan



## PARKS CAPITAL PROJECT OR PROGRAM

## ENVIRONMENTAL IMPROVEMENT PROGRAM

<b>CIP Project ID:</b>		<b>Current Program Budget:</b>	<b>\$189,692</b>
<b>Department:</b>	Engineering		
<b>Project Status:</b>	Other		
<b>Project Location:</b>	Multiple Locations	<b>Years Project in CIP:</b>	Ongoing Capital Program
<b>Project Contact:</b>	Dylan Gamble	<b>Contact Email:</b>	<a href="mailto:DGamble@snoqualmiewa.gov">DGamble@snoqualmiewa.gov</a>

### Description:

This program is responsible for restoring natural spaces that have become impacted by invasive species removal, degradation, or optional improvements to key habitat areas

### Photo or Map:



### Community Impact:

The intent of this program is to improve the natural areas. This effort would seek to improve local habitat areas, protect water quality, improve access, and give opportunities for local and regional partnership

### Operating Impact:

This program does not require changes to the operating environment or budget.

### Budget:

Project Activities	% of Budg.	Total Activity Budget	2025	2026	2027	2028	2029	2030	2031 or Beyond
Analysis	0%	\$ -	\$ -	\$ -	\$ -	\$ -	\$ -	\$ -	This capital program is anticipated to continue indefinitely into the future.
Design	1%	\$ 1,708	\$ -	\$ 550	\$ -	\$ 569	\$ -	\$ 589	
Construction	80%	\$ 152,050	\$ -	\$ 48,950	\$ -	\$ 50,663	\$ -	\$ 52,436	
Const. Manage	0%	\$ -	\$ -	\$ -	\$ -	\$ -	\$ -	\$ -	
Contingency	4%	\$ 6,834	\$ -	\$ 2,200	\$ -	\$ 2,277	\$ -	\$ 2,357	
Art	0%	\$ -	\$ -	\$ -	\$ -	\$ -	\$ -	\$ -	
Labor	15%	\$ 29,100	\$ -	\$ 10,900	\$ -	\$ 5,300	\$ -	\$ 12,900	
Other	0%	\$ -	\$ -	\$ -	\$ -	\$ -	\$ -	\$ -	
<b>TOTAL</b>	<b>100%</b>	<b>\$ 189,692</b>	<b>\$ -</b>	<b>\$ 62,600</b>	<b>\$ -</b>	<b>\$ 58,810</b>	<b>\$ -</b>	<b>\$ 68,282</b>	
Operating		\$ -	\$ -	\$ -	\$ -	\$ -	\$ -	\$ -	

**TOTAL PROJECT BUDGET: \$189,692**

**TOTAL OPERATING BUDGET: \$0**

### Anticipated Funding Mix:

Source	Total Sources	2025	2026	2027	2028	2029	2030
Real Estate Excise Tax	\$ 189,692	\$ -	\$ 62,600	\$ -	\$ 58,810	\$ -	\$ 68,282
King County Park Levy?							
<b>TOTAL</b>	<b>\$ 189,692</b>	<b>\$ -</b>	<b>\$ 62,600</b>	<b>\$ -</b>	<b>\$ 58,810</b>	<b>\$ -</b>	<b>\$ 68,282</b>

### Fiscal

**TOTAL FUNDING SOURCES: \$189,692**

### Notes:

**FUTURE FUNDING REQUIREMENTS: \$0**



# City of Snoqualmie: 2025 to 2030 Capital Improvement Plan



## FACILITIES CAPITAL PROJECT OR PROGRAM

## FACILITIES IMPROVEMENT PROGRAM

**CIP Project ID:** FAC21002CIP

**Department:** Parks

**Project Status:** Other

**Project Location:** Multiple Locations

**Project Contact:** Jeff Hamlin

**Current Program Budget:** **\$1,588,149**

**Years Project in CIP:** Ongoing Capital Program

**Contact Email:** [JHamlin@snoqualmiewa.gov](mailto:JHamlin@snoqualmiewa.gov)

### Description:

This program is responsible for ensuring that City facilities are properly maintained and can achieve their useful life as originally designed. Over the next biennium, the City intends to cover and/or rehabilitate the City Hall back stairwell, replace and/or install a new boiler at the Fire Station, install server room power upgrades, conduct a parking review for the police station, and begin planning for a new covered Parks & Public Works operations and storage facility. Additional projects include remodeling old library, air conditioners for City Hall, and exterior painting for several buildings.

### Community Impact:

The intent of this program is to preserve and maintain City facilities.

### Photo or Map:



### Operating Impact:

This program does not require changes to the operating environment or budget. It is anticipated that there will be savings as a result of all of these projects through reduced injury claims, better energy efficiency, and lengthened service life of capital assets. However, the amount of these potential savings is unknown at this time.

### Budget:

Project Activities	% of Budg.	Total Activity Budget	2025	2026	2027	2028	2029	2030	2031 or Beyond
Analysis	0%	\$ -	\$ -	\$ -	\$ -	\$ -	\$ -	\$ -	This capital program is anticipated to continue indefinitely into the future.
Design	4%	\$ 65,880	\$ 10,298	\$ 10,526	\$ 10,800	\$ 11,029	\$ 11,413	\$ 11,813	
Construction	78%	\$ 1,231,921	\$ 226,888	\$ 221,571	\$ 189,691	\$ 185,873	\$ 205,255	\$ 202,643	
Const. Manage	0%	\$ -	\$ -	\$ -	\$ -	\$ -	\$ -	\$ -	
Contingency	5%	\$ 82,347	\$ 12,873	\$ 13,158	\$ 13,500	\$ 13,784	\$ 14,267	\$ 14,766	
Labor	13%	\$ 208,000	\$ 12,300	\$ 52,200	\$ 15,300	\$ 25,600	\$ 37,900	\$ 64,700	
Art	0%	\$ -	\$ -	\$ -	\$ -	\$ -	\$ -	\$ -	
Other	0%	\$ -	\$ -	\$ -	\$ -	\$ -	\$ -	\$ -	
<b>TOTAL</b>	<b>100%</b>	<b>\$ 1,588,149</b>	<b>\$ 262,359</b>	<b>\$ 297,455</b>	<b>\$ 229,290</b>	<b>\$ 236,286</b>	<b>\$ 268,835</b>	<b>\$ 293,922</b>	
Operating		\$ -	\$ -	\$ -	\$ -	\$ -	\$ -	\$ -	

**TOTAL PROJECT BUDGET:** **\$1,588,149**

**TOTAL OPERATING BUDGET:** **\$0**

### Anticipated Funding Mix:

Source	Total Sources	2025	2026	2027	2028	2029	2030
Real Estate Excise Tax	\$ 1,588,149	\$ 262,359	\$ 297,455	\$ 229,290	\$ 236,286	\$ 268,835	\$ 293,922
<b>TOTAL</b>	<b>\$ 1,588,149</b>	<b>\$ 262,359</b>	<b>\$ 297,455</b>	<b>\$ 229,290</b>	<b>\$ 236,286</b>	<b>\$ 268,835</b>	<b>\$ 293,922</b>

### Fiscal

### Notes:

**TOTAL FUNDING SOURCES:** **\$1,588,149**

**FUTURE FUNDING REQUIREMENTS:** **\$0**



# City of Snoqualmie: 2023 to 2028 Capital Improvement Plan



## FACILITIES CAPITAL PROJECT OR PROGRAM

# POLICE STATION FACILITY IMPROVEMENT PROJECT

CIP Project ID:

Department: Parks

Project Status: Other

Project Location: Multiple Locations

Project Contact: Jeff Hamlin

Current Program Budget: **\$367,000**

Years Project in CIP: Ongoing Capital Program

Contact Email: [JHamlin@snoqualmiewa.gov](mailto:JHamlin@snoqualmiewa.gov)

### Description:

This program intends to make improvements to the security and design of the police station. This effort is in conjunction with the Snoqualmie Police Departments accreditation efforts.

### Photo or Map:



### Community Impact:

The intent of this program is to improve police function and allow the police to become an accredited division.

### Operating Impact:

This program does not require changes to the operating environment or budget. It is anticipated that there will be savings as a result of all of these projects through reduced injury claims, better energy efficiency, and lengthened service life of capital assets. However, the amount of these potential savings is unknown at this time.

### Budget:

Project Activities	% of Budg.	Total Activity Budget	2025	2026	2027	2028	2029	2030	2031 or Beyond
Analysis	0%	\$ -	\$ -	\$ -	\$ -	\$ -	\$ -	\$ -	
Design	5%	\$ 17,600	\$ -	\$ 17,600	\$ -	\$ -	\$ -	\$ -	
Construction	77%	\$ 281,120	\$ -	\$ 198,320	\$ 82,800	\$ -	\$ -	\$ -	
Const. Manage	0%	\$ -	\$ -	\$ -	\$ -	\$ -	\$ -	\$ -	
Contingency	4%	\$ 14,080	\$ -	\$ 9,680	\$ 4,400	\$ -	\$ -	\$ -	
Labor	15%	\$ 54,200	\$ -	\$ 48,000	\$ 6,200	\$ -	\$ -	\$ -	
Art	0%	\$ -	\$ -	\$ -	\$ -	\$ -	\$ -	\$ -	
Other	0%	\$ -	\$ -	\$ -	\$ -	\$ -	\$ -	\$ -	
<b>TOTAL</b>	<b>100%</b>	<b>\$ 367,000</b>	\$ -	\$ 273,600	\$ 93,400	\$ -	\$ -	\$ -	
Operating		\$ -	\$ -	\$ -	\$ -	\$ -	\$ -	\$ -	

**TOTAL PROJECT BUDGET: \$367,000**

**TOTAL OPERATING BUDGET: \$0**

### Anticipated Funding Mix:

Source	Total Sources	2025	2026	2027	2028	2029	2030
Real Estate Excise Tax	\$ 367,000	\$ -	\$ 273,600	\$ 93,400	\$ -	\$ -	\$ -
<b>TOTAL</b>	<b>\$ 367,000</b>	\$ -	\$ 273,600	\$ 93,400	\$ -	\$ -	\$ -

### Fiscal

**TOTAL FUNDING SOURCES: \$367,000**

### Notes:

**FUTURE FUNDING REQUIREMENTS: \$0**

# City of Snoqualmie: 2025 to 2030 Capital Improvement Plan



## FACILITIES CAPITAL PROJECT OR PROGRAM

# FIRE STATION FACILITY IMPROVEMENT PROJECT

**CIP Project ID:** FAC21002CIP  
**Department:** Parks  
**Project Status:** Other  
**Project Location:** Multiple Locations  
**Project Contact:** Michael Chambliss

**Current Program Budget:** \$80,800

**Years Project in CIP:** Ongoing Capital Program

**Contact Email:** mchambliss@snoqualmiewa.gov

### Description:

Fire station improvements are intended to maintain the existing condition and level of service. Improvements primarily consist of replacement of large industrial gear washing/extractors and SCBA fill stations and associated oxygen/breather apparatus.

### Photo or Map:



### Community Impact:

The intent of this program is to preserve and maintain Fire Department equipment and to meet safety standards.

### Operating Impact:

This program does not require changes to the operating environment or budget. It is anticipated that there will be savings as a result of all of these projects through reduced injury claims, better energy efficiency, and lengthened service life of capital assets. However, the amount of these potential savings is unknown at this time.

### Budget:

Project Activities	% of Budg.	Total Activity Budget	2025	2026	2027	2028	2029	2030	2031 or Beyond
Analysis	0%	\$ -	\$ -	\$ -	\$ -	\$ -	\$ -	\$ -	
Design	4%	\$ 3,575	\$ -	\$ 3,575	\$ -	\$ -	\$ -	\$ -	
Construction	72%	\$ 58,165	\$ -	\$ 58,165	\$ -	\$ -	\$ -	\$ -	
Const. Manage	0%	\$ -	\$ -	\$ -	\$ -	\$ -	\$ -	\$ -	
Contingency	4%	\$ 2,860	\$ -	\$ 2,860	\$ -	\$ -	\$ -	\$ -	
Labor	18%	\$ 14,200	\$ -	\$ 14,200	\$ -	\$ -	\$ -	\$ -	
Art	0%	\$ -	\$ -	\$ -	\$ -	\$ -	\$ -	\$ -	
Taxes	2%	\$ 2,000	\$ -	\$ 2,000	\$ -	\$ -	\$ -	\$ -	
<b>TOTAL</b>	<b>100%</b>	<b>\$ 80,800</b>	<b>\$ -</b>	<b>\$ 80,800</b>	<b>\$ -</b>	<b>\$ -</b>	<b>\$ -</b>	<b>\$ -</b>	
Operating		\$ -	\$ -	\$ -	\$ -	\$ -	\$ -	\$ -	

**TOTAL PROJECT BUDGET:** \$80,800

**TOTAL OPERATING BUDGET:** \$0

### Anticipated Funding Mix:

Source	Total Sources	2025	2026	2027	2028	2029	2030
Sales Tax	\$ 80,800	\$ -	\$ 80,800	\$ -	\$ -	\$ -	\$ -
<b>TOTAL</b>	<b>\$ 80,800</b>	<b>\$ -</b>	<b>\$ 80,800</b>	<b>\$ -</b>	<b>\$ -</b>	<b>\$ -</b>	<b>\$ -</b>

### Fiscal

**TOTAL FUNDING SOURCES:** \$80,800

### Notes:

**FUTURE FUNDING REQUIREMENTS:** \$0

# City of Snoqualmie: 2025 to 2030 Capital Improvement Plan



## FACILITIES CAPITAL PROJECT OR PROGRAM

### COMMUNITY CENTER EXPANSION PROJECT

<b>CIP Project ID:</b>	FAC21001CIP	<b>Previously Spent:</b>	\$9,942,046
<b>Department:</b>	Facilities	<b>Current Project Budget:</b>	\$29,076,834
<b>Project Status:</b>	Other	<b>Original Budget at CIP Inception:</b>	\$10,000,000
<b>Project Location:</b>	35018 SE Ridge Street	<b>Years Project in CIP:</b>	1
<b>Project Contact:</b>	Jeff Hamlin	<b>Contact Email:</b>	JHamlin@snoqualmiewa.gov

#### Project Description:

This project proposes to expand the current Community Center by approximately 24,000 square feet. Anticipated amenities include an aquatic center with a six-lane lap pool with associated pool facilities (Shower/Locker rooms etc). Some facilities are not included within this scope, phase 1, of work (Ex. dry fitness facilities). These features, and others, could be considered as a future CIP project.

#### Photo or Map:



#### Community Impact:

The intent of this project is to expand a critical facility that sustains quality of life through recreational and social opportunities. Demand from the community currently exceeds the size of the facility preventing many from taking advantage of the opportunities offered. This expansion adds several unique recreational amenities to encourage activity and reduce the incidence of heart disease and other health conditions.

#### Operating Impact:

The current facility is maintained through a contractual agreement with the YMCA that requires no significant ongoing operations funding from the City. The YMCA has indicated that an expanded space would also be maintained through that agreement.

#### Budget:

Project Activities	% of Budg.	Total Activity Budget	2023/2024	2025	2026	2027	2028	2029	2030	2031 or Beyond
Analysis	0%	\$ -	\$ -	\$ -	\$ -	\$ -	\$ -	\$ -	\$ -	\$ -
Design	12%	\$ 3,496,018	\$ 3,496,018	\$ -	\$ -	\$ -	\$ -	\$ -	\$ -	\$ -
Construction	74%	\$ 21,520,379	\$ 4,717,982	\$ 16,802,397	\$ -	\$ -	\$ -	\$ -	\$ -	\$ -
Const. Manage	2%	\$ 714,974	\$ 357,487	\$ 357,487	\$ -	\$ -	\$ -	\$ -	\$ -	\$ -
Contingency	0%	\$ -	\$ -	\$ -	\$ -	\$ -	\$ -	\$ -	\$ -	\$ -
Art	1%	\$ 279,828	\$ -	\$ 279,828	\$ -	\$ -	\$ -	\$ -	\$ -	\$ -
Labor	3%	\$ 814,159	\$ 420,559	\$ 393,600	\$ -	\$ -	\$ -	\$ -	\$ -	\$ -
Sales Tax		\$ 2,251,476	\$ 950,000	\$ 1,301,476						
Other	0%	\$ -	\$ -	\$ -	\$ -	\$ -	\$ -	\$ -	\$ -	\$ -
<b>TOTAL</b>	<b>92%</b>	<b>\$ 29,076,834</b>	<b>\$ 9,942,046</b>	<b>\$ 19,134,788</b>	<b>\$ -</b>	<b>\$ -</b>	<b>\$ -</b>	<b>\$ -</b>	<b>\$ -</b>	<b>\$ -</b>
Operating		\$ -	\$ -	\$ -	\$ -	\$ -	\$ -	\$ -	\$ -	\$ -

**TOTAL PROJECT BUDGET:** \$29,076,834

**TOTAL OPERATING BUDGET:** \$0

#### Anticipated Funding Mix:

Source	Total Sources	2023/2024	2025	2026	2027	2028	2029	2030
Sales Tax	\$ 10,662,200	\$ 8,067,046	\$ 2,595,154	\$ -	\$ -	\$ -	\$ -	\$ -
Real Estate Excise Tax	\$ 9,714,634	\$ 875,000	\$ 8,839,634	\$ -	\$ -	\$ -	\$ -	\$ -
YMCA	\$ 2,500,000		\$ 2,500,000	\$ -	\$ -	\$ -	\$ -	\$ -
King County Aquatics Grant	\$ 1,000,000	\$ 1,000,000		\$ -	\$ -	\$ -	\$ -	\$ -
Line of Credit	\$ 5,200,000	\$ -	\$ 5,200,000	\$ -	\$ -	\$ -	\$ -	\$ -
Bond	\$ -	\$ -	\$ -	\$ -	\$ -	\$ -	\$ -	\$ -
<b>TOTAL</b>	<b>\$ 29,076,834</b>	<b>\$ 9,942,046</b>	<b>\$ 19,134,788</b>	<b>\$ -</b>	<b>\$ -</b>	<b>\$ -</b>	<b>\$ -</b>	<b>\$ -</b>

**Fiscal** Updated 5/21/2024

**TOTAL FUNDING SOURCES:** \$29,076,834

**Notes:**

**FUTURE FUNDING REQUIREMENTS:** \$0

# City of Snoqualmie: 2023 to 2028 Capital Improvement Plan



## IT CAPITAL PROJECT

### Server Improvements

CIP Project ID: IT20241CIP  
 Department: IT  
 Project Status: Other  
 Project Location: Multiple Locations  
 Project Contact: Fletcher Lacroix

Current Program Budget: \$75,000

Years Project in CIP: 2026

Contact Email: [flacroix@snoqualmiewa.gov](mailto:flacroix@snoqualmiewa.gov)

#### Description:

This will improve the Citywide server infrastructure.

#### Photo or Map:



#### Community Impact:

The intent of this program is to improve the efficiency and stability of the City's server infrastructure.

#### Operating Impact:

This program does not require changes to the operating environment or budget.

#### Budget:

Project Activities	% of Budg.	Total Activity Budget	2025	2026	2027	2028	2029	2030	2030 or Beyond
Analysis	0%	\$ -							This capital program is anticipated to continue indefinitely into the future.
Design	0%	\$ -							
Construction	0%	\$ -							
Const. Manage	0%	\$ -							
Contingency	0%	\$ -							
Art	0%	\$ -							
Labor	0%	\$ -							
Other	100%	\$ 75,000		\$ 75,000					
<b>TOTAL</b>	<b>100%</b>	<b>\$ 75,000</b>							
Operating		\$ -	\$ -	\$ -	\$ -	\$ -	\$ -	\$ -	

TOTAL PROJECT BUDGET: \$75,000

TOTAL OPERATING BUDGET: \$0

#### Anticipated Funding Mix:

Source	Total Sources	2025	2026	2027	2028	2029	2030
Transfers (IT projects)	\$ 75,000	\$ -	\$ 75,000	\$ -	\$ -	\$ -	\$ -
	\$ -						\$ -
<b>TOTAL</b>	<b>\$ 75,000</b>	<b>\$ -</b>	<b>\$ 75,000</b>	<b>\$ -</b>	<b>\$ -</b>	<b>\$ -</b>	<b>\$ -</b>

Fiscal Notes: TOTAL FUNDING SOURCES: \$75,000  
FUTURE FUNDING REQUIREMENTS: \$0

# City of Snoqualmie: 2023 to 2028 Capital Improvement Plan



## IT CAPITAL PROJECT

# Fiber Optic Truckline Replacement

CIP Project ID: IT20242CIP

Department: IT

Project Status: Other

Project Location: Multiple Locations

Project Contact: Fletcher Lacroix

Current Program Budget: \$425,000


Years Project in CIP: 2025/26

Contact Email: [flacroix@snoqualmiewa.gov](mailto:flacroix@snoqualmiewa.gov)

### Description:

Replacement of the City's main fiber optic trunkline. This replacement will improve the stability and security of the internet, and associated services.

### Photo or Map:



### Community Impact:

The intent of this project is to replace the City's fiber optic trunkline. Replacement of this infrastructure will support the security of digital infrastructure.

### Operating Impact:

This program does not require changes to the operating environment or budget.

### Budget:

Project Activities	% of Budg.	Total Activity Budget	2025	2026	2027	2028	2029	2030	2030 or Beyond
Analysis	0%	\$ -	\$ -	\$ -	\$ -	\$ -	\$ -	\$ -	This capital program is anticipated to continue indefinitely into the future.
Design	0%	\$ -							
Construction	0%	\$ -							
Const. Manage	0%	\$ -							
Contingency	0%	\$ -							
Art	0%	\$ -							
Labor	0%	\$ -							
Other	100%	\$ 425,000	\$ 50,000	\$ 375,000					
<b>TOTAL</b>	<b>100%</b>	<b>\$ 425,000</b>	<b>\$ 50,000</b>	<b>\$ 375,000</b>	<b>\$ -</b>	<b>\$ -</b>	<b>\$ -</b>	<b>\$ -</b>	
Operating		\$ -	\$ -	\$ -	\$ -	\$ -	\$ -	\$ -	

TOTAL PROJECT BUDGET: \$425,000

TOTAL OPERATING BUDGET: \$0

### Anticipated Funding Mix:

Source	Total Sources	2025	2026	2027	2028	2029	2030
Tranfers (IT Projects)	\$ 425,000	\$ 50,000	\$ 375,000	\$ -	\$ -	\$ -	\$ -
	\$ -						\$ -
<b>TOTAL</b>	<b>\$ 425,000</b>	<b>\$ 50,000</b>	<b>\$ 375,000</b>	<b>\$ -</b>	<b>\$ -</b>	<b>\$ -</b>	<b>\$ -</b>

### Fiscal

### Notes:

TOTAL FUNDING SOURCES: \$425,000

FUTURE FUNDING REQUIREMENTS: \$0





PARKS CAPITAL PROJECT OR PROGRAM

ALL-INCLUSIVE PLAYGROUND PROJECT

<b>CIP Project ID:</b>	PAR21003CIP	<b>Previously Spent:</b>	\$0
<b>Department:</b>	Community Development	<b>Current Project Budget:</b>	\$0
<b>Project Status:</b>	Completed	<b>Original Budget at CIP Inception:</b>	\$1,173,805
<b>Project Location:</b>	39903 SE Park Street	<b>Years Project in CIP:</b>	2
<b>Project Contact:</b>	Dylan Gamble	<b>Contact Email:</b>	dgamble@snoqualmiewa.gov

**Description:**

This project would replace an older playground at Centennial Park with equipment able to serve children of all ages and abilities. It would offer a fully-fenced, secure space for children, including play structures and ramps that are wheelchair accessible, and a smooth padded surface. The playground would exceed American with Disabilities Act (ADA) standards.

**Photo or Map:**



**Community Impact:**

The intent of this project is to create the first ever all-inclusive playground in the Snoqualmie Valley affording children of all abilities to grow and thrive together.

**Operating Impact:**

Staff believes that an all-inclusive playground will increase the number of visitors to Centennial Park necessitating additional maintenance to the bathrooms, garbage cans, and general area.

Completed  
2024



TRANSPORTATION CAPITAL PROJECT OR PROGRAM

KIMBALL CREEK BRIDGES RESTORATION PROJECT

<b>CIP Project ID:</b>	TRN22001CIP	<b>Previously Spent:</b>	\$0
<b>Department:</b>	Transportation	<b>Current Project Budget:</b>	\$0
<b>Project Status:</b>	Completed	<b>Original Budget at CIP Inception:</b>	\$2,911,608
<b>Project Location:</b>	9200 & 9380 Meadowbrook Way SE	<b>Years Project in CIP:</b>	2
<b>Project Contact:</b>	Jeff Hamlin	<b>Contact Email:</b>	jhamlin@snoqualmiewa.gov

**Description:**

This project restores two structurally deficient bridge crossings on Meadowbrook Way. Anticipated work includes reconstructed abutments and wingwalls, new guardrail, approaches and pavement.

**Photo or Map:**



**Community Impact:**

The intent of this project is to restore two deficient bridges that have fallen below acceptable sufficiency rating. Proposed work will extend the life of the bridges by approximately 20 years.

**Operating Impact:**

This project is not expected to impact the operating budget.

To be  
Completed  
2024



## TRANSPORTATION CAPITAL PROJECT OR PROGRAM

## SNOQUALMIE PARKWAY REHABILITATION PROJECT

**CIP Project ID:** TRN23002CIP  
**Department:** Transportation  
**Project Status:** Completed  
**Project Location:** Snoqualmie Parkway  
**Project Contact:** Hind Ahmed

**Anticipated Cost vs Actual:** \$730,000  
**Completed Project Budget:** \$5,650,000  
**Original Budget at CIP Inception:** \$6,380,000

**Year Completed:** 2023

**Contact Email:** [hahmed@snoqualmiewa.gov](mailto:hahmed@snoqualmiewa.gov)

**Project Description:**

The Snoqualmie Parkway is deteriorating as it ages. Consequently, the goal of this project is to rehabilitate, replace, or reconstruct the Snoqualmie Parkway and other related right-of-way assets. The project will address high priority maintenance needs including, but not limited to, the resurfacing of the roadway pavements. The project may also tend to street lighting, ADA ramps, striping, and traffic signal systems as needed.

**Photo or Map:****Community Impact:**

The intent of this project is to maintain the condition of a vital principal arterial connecting the historic downtown to Snoqualmie Ridge, two important state highways (SR 18, SR 202), and one interstate (I-90). This project will help to reduce the long-term cost of major reconstruction by extending the life of the Snoqualmie Parkway.

**Operating Impact:**

This project will provide a new monolithic surface for the parkway. By overlaying the existing cracks, we will prevent additional water intrusion and continued damage from freeze thaw cycles. With proper maintenance, it is expected that the overlay will have a 15-20 year life before needing major rehabilitation resulting in hundreds of thousands of dollars in maintenance savings.

**Completed  
2023**



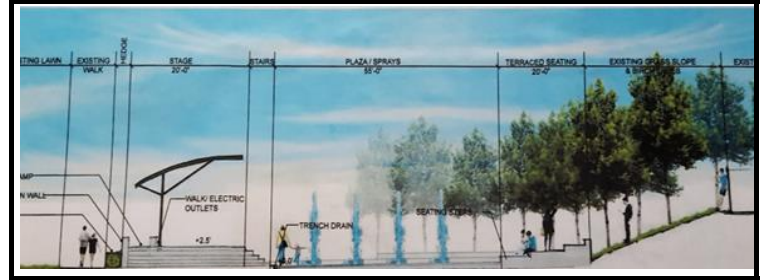
## PARKS CAPITAL PROJECT OR PROGRAM

## COMMUNITY PARK SPRAYGROUND PROJECT

<b>CIP Project ID:</b>	PAR20004CIP	<b>Previously Spent:</b>	\$0
<b>Department:</b>	Parks	<b>Current Project Budget:</b>	\$0
<b>Project Status:</b>	Completed	<b>Original Budget at CIP Inception:</b>	\$908,245
<b>Project Location:</b>	SE Ridge Street & Center Boulevard SE	<b>Years Project in CIP:</b>	3
<b>Project Contact:</b>	Patrick Fry	<b>Contact Email:</b>	<a href="mailto:PFry@snoqualmiewa.gov">PFry@snoqualmiewa.gov</a>

**Project Description:**

Snoqualmie Community Park is a gathering place for local residents and visitors of all ages who partake in its amenities on a daily basis. Park visitors enjoy special events such as the Farmer's Market and summer concerts. The addition of sprayground elements would increase the use of the park and allow for expanded community event potential.

**Photo or Map:****Community Impact:**

This project would create a focal point for the community. Its multi-purpose design would allow children to cool off in the sprayground, and residents to attend concerts and other activities in its amphitheater-like setting during the warm summer. This new amenity will further connect Community Park to the retail establishment.

**Operating Impact:**

The new features added to Community Park will require additional maintenance including increased waste collection, landscaping, facilities repair, and water and electricity usage.

To Be  
Completed  
2024



FACILITIES CAPITAL: 2023/2024 Completeness Callout

FACILITIES IMPROVEMENT PROGRAM

CIP Project ID: FAC21002CIP

Department: Parks

Project Status: Other

Project Location: Multiple Locations

Project Contact: Jeff Hamlin

Current Program Budget: |

Years Project in CIP: | Ongoing Capital Program

Contact Email: | [JHamlin@snoqualmiewa.gov](mailto:JHamlin@snoqualmiewa.gov)

Description:

This program is responsible for ensuring that City facilities are properly maintained and can achieve their useful life as originally designed. Over the next biennium, the City intends to cover and/or rehabilitate the City Hall back stairwell, replace and/or install a new boiler at the Fire Station, install server room power upgrades, conduct a parking review for the police station, and begin planning for a new covered Parks & Public Works operations and storage facility. Additional projects include remodeling old library, air conditioners for City Hall, and exterior painting for several buildings.

Photo or Map:



Community Impact:

The intent of this program is to preserve and maintain City facilities.

Completed Work

City Hall back stairs, Fire Station water heater, City Hall air handling design and engineering, and server improvements.

To Be  
Completed  
2024





## PLAYGROUNDS REPLACEMENT PROGRAM

**CIP Project ID:** PAR20001CIP

**Department:** Parks

**Project Status:** Other

**Project Location:** Multiple Locations

**Project Contact:** Dylan Gamble

**Years Project in CIP:** Ongoing Capital Program

**Contact Email:** [DGamble@snoqualmiewa.gov](mailto:DGamble@snoqualmiewa.gov)

### Description:

This program replaces aging and obsolete playground equipment and play surfaces biannually consistent with the Playground Replacement Schedule. Staff is currently performing a comprehensive audit of all the playgrounds.

### Photo or Map:



### Community Impact:

The intent of this program is to preserve the safety and playability of playgrounds throughout the City of Snoqualmie. The City places a high priority on maintaining assets at an exceptional standard while improving the accessibility and safety of structures for all residents.

### Completed Work

Riverview Park







TRANSPORTATION CAPITAL PROJECT OR PROGRAM: 2023/2024 Completeness Callout

**STREET RESURFACING PROGRAM**

**CIP Project ID:** TRN20001CIP

**Department:** Transportation

**Project Status:** Other

**Project Location:** Multiple Locations

**Project Contact:** Hind Ahmed

**Current Program Budget:** \$0

**Years Project in CIP:** Ongoing Capital Program

**Contact Email:** [HAhmed@Snoqualmiewa.gov](mailto:HAhmed@Snoqualmiewa.gov)

**Description:**

Streets and alleys deteriorate as they age. Consequently, the goal of this program is to rehabilitate City streets and alleys in a comprehensive and systematic way before they require extensive reconstruction. The City of Snoqualmie intends to resurface streets based on their pavement condition score and use the most appropriate street treatment (slurry seal, chip seal, microsurfacing, asphalt overlay, etc.) in any given situation.

**Photo or Map:**



**Community Impact:**

The intent of this program is to preserve the condition of streets and alleys consistent with City of Snoqualmie standards. The ongoing resurfacing of streets will help to maintain even traffic circulation and reduce the long-term cost of major reconstruction by extending the life of the City's transportation system.

**Program activities completed**

Repaving of Tokul rd, Mill Pond rd, Stone Quarry rd, and Spruce st was completed in 2023. Crack sealing and slurry sealing will be completed in the Summer of 2024.

