

What	Cost-Approved	Cost-Not App.
<b>Original Bid</b>	\$ 1,584,128.00	
VE#4 (app. Before contract)	\$ (12,200.00)	
VE#5 (app. Before contract)	\$ (5,600.00)	
VE#6 (app. Before contract)	\$ (4,800.00)	
VE#15 (app. Before contract)	\$ (25,000.00)	
<b>Contract Bid</b>	\$ 1,536,528.00	
RFP #1 (VE#7-bathrooms)	\$ (4,181.00)	
RFP #2 (VE#13-countertops)		\$ (4,100.00)
RFP#3A (VE#14-1" mini blinds)		\$ (1,862.00)
RFP#3B (VE#14-tink, no blinds)		\$ (7,585.00)
<b>RFP #4 (Plumbing Changes per Jeff)</b>	\$ 12,799.00	
RFP #5 (Basement HVAC Supply)	\$ -	
RFP #6 (Demo & Framing balancing)	\$ 6,623.00	
RFP #7 (New Entry Door)	\$ 6,983.00	
RFP #8 (Ceiling insulation-Fire Hall)	\$ 2,692.00	
RFP #9 (vault accent light)	\$ 504.00	
RFP #10 (install floor hatch)	\$ 4,371.00	
<b>RFP #11 (Exterior lighting)</b>	\$ 874.00	
<b>RFP #12 (Delete 6 intereior blinds)</b>	\$ (2,228.00)	
<b>RFP #13 (Change light-Council Entry)</b>	\$ 1,522.00	
<b>RFP #14 (Electronic Locks)</b>	\$ 2,394.00	
RFP (Temporary Front Door)		
RFP (Millwork Reconcilliation)		
<b>Total RFP's</b>	\$ 32,353.00	

(Red indicates RFP's that need approval)

**Total Project** \$ 1,568,881.00



**#004**

- RFI (Request for Information)
- RFP (Request for Proposal)
- CCD (Construction Change Directive)

**SIDNEY CITY HALL REMODEL**  
**Sidney, Montana**

TO: B&B BUILDERS, INC.  
ATTN: Gentry Lemerond  
108 2<sup>nd</sup> Street NE  
Sidney, MT 59270

FROM: SDI ARCHITECTS + DESIGN  
ATTN: Brandon Janshen, AIA  
909 Main Street  
Miles City, MT 59301

In order to expedite the Work and avoid or minimize delays in the Work, please respond to the following within (7) calendar days after the send date listed below.

**SENT: 12-17-2023**

**DIVISION(S) AFFECTED: 22**

REQUEST:

Provide cost to adjust the water entry and add an irrigation line per the attached revised drawings.

REASON:

Owner Request.

CONTRACTOR'S RESPONSE:

DEBIT: **\$12,799.00**  
CALENDAR DAYS: **0 days**

If responding to an RFP or CCD, please include any total amounts for associated changes in Contract Time and/or Contract Sum. Contractor is required to provide supplementary breakdowns for justifications of these changes with their response.





**Quantity System Type & Description**

1. FURNACE WITH GAS VALVE AND GAS PIPING (NATURAL GAS) (See Section 2100)

2. FURNACE WITH GAS VALVE AND GAS PIPING (PROPANE) (See Section 2100)

3. WATER HEATER WITH GAS VALVE AND GAS PIPING (NATURAL GAS) (See Section 2100)

4. WATER HEATER WITH GAS VALVE AND GAS PIPING (PROPANE) (See Section 2100)

5. WATER HEATER WITH ELECTRIC HEATING (See Section 2100)

6. DUCTWORK FOR FURNACE (See Section 2100)

7. DUCTWORK FOR WATER HEATER (See Section 2100)

8. CONDENSATE DRAINAGE (See Section 2100)

9. TRANSFER BOOT (See Section 2100)

10. TRANSFER BOOT (See Section 2100)

11. TRANSFER BOOT (See Section 2100)

12. TRANSFER BOOT (See Section 2100)

13. TRANSFER BOOT (See Section 2100)

14. TRANSFER BOOT (See Section 2100)

15. TRANSFER BOOT (See Section 2100)

16. TRANSFER BOOT (See Section 2100)

17. TRANSFER BOOT (See Section 2100)

18. TRANSFER BOOT (See Section 2100)

19. TRANSFER BOOT (See Section 2100)

20. TRANSFER BOOT (See Section 2100)

21. TRANSFER BOOT (See Section 2100)

22. TRANSFER BOOT (See Section 2100)

23. TRANSFER BOOT (See Section 2100)

24. TRANSFER BOOT (See Section 2100)

25. TRANSFER BOOT (See Section 2100)

26. TRANSFER BOOT (See Section 2100)

27. TRANSFER BOOT (See Section 2100)

28. TRANSFER BOOT (See Section 2100)

29. TRANSFER BOOT (See Section 2100)

30. TRANSFER BOOT (See Section 2100)

31. TRANSFER BOOT (See Section 2100)

32. TRANSFER BOOT (See Section 2100)

33. TRANSFER BOOT (See Section 2100)

34. TRANSFER BOOT (See Section 2100)

35. TRANSFER BOOT (See Section 2100)

36. TRANSFER BOOT (See Section 2100)

37. TRANSFER BOOT (See Section 2100)

38. TRANSFER BOOT (See Section 2100)

39. TRANSFER BOOT (See Section 2100)

40. TRANSFER BOOT (See Section 2100)

41. TRANSFER BOOT (See Section 2100)

42. TRANSFER BOOT (See Section 2100)

43. TRANSFER BOOT (See Section 2100)

44. TRANSFER BOOT (See Section 2100)

45. TRANSFER BOOT (See Section 2100)

46. TRANSFER BOOT (See Section 2100)

47. TRANSFER BOOT (See Section 2100)

48. TRANSFER BOOT (See Section 2100)

49. TRANSFER BOOT (See Section 2100)

50. TRANSFER BOOT (See Section 2100)

51. TRANSFER BOOT (See Section 2100)

52. TRANSFER BOOT (See Section 2100)

53. TRANSFER BOOT (See Section 2100)

54. TRANSFER BOOT (See Section 2100)

55. TRANSFER BOOT (See Section 2100)

56. TRANSFER BOOT (See Section 2100)

57. TRANSFER BOOT (See Section 2100)

58. TRANSFER BOOT (See Section 2100)

59. TRANSFER BOOT (See Section 2100)

60. TRANSFER BOOT (See Section 2100)

61. TRANSFER BOOT (See Section 2100)

62. TRANSFER BOOT (See Section 2100)

63. TRANSFER BOOT (See Section 2100)

64. TRANSFER BOOT (See Section 2100)

65. TRANSFER BOOT (See Section 2100)

66. TRANSFER BOOT (See Section 2100)

67. TRANSFER BOOT (See Section 2100)

68. TRANSFER BOOT (See Section 2100)

69. TRANSFER BOOT (See Section 2100)

70. TRANSFER BOOT (See Section 2100)

71. TRANSFER BOOT (See Section 2100)

72. TRANSFER BOOT (See Section 2100)

73. TRANSFER BOOT (See Section 2100)

74. TRANSFER BOOT (See Section 2100)

75. TRANSFER BOOT (See Section 2100)

76. TRANSFER BOOT (See Section 2100)

77. TRANSFER BOOT (See Section 2100)

78. TRANSFER BOOT (See Section 2100)

79. TRANSFER BOOT (See Section 2100)

80. TRANSFER BOOT (See Section 2100)

81. TRANSFER BOOT (See Section 2100)

82. TRANSFER BOOT (See Section 2100)

83. TRANSFER BOOT (See Section 2100)

84. TRANSFER BOOT (See Section 2100)

85. TRANSFER BOOT (See Section 2100)

86. TRANSFER BOOT (See Section 2100)

87. TRANSFER BOOT (See Section 2100)

88. TRANSFER BOOT (See Section 2100)

89. TRANSFER BOOT (See Section 2100)

90. TRANSFER BOOT (See Section 2100)

91. TRANSFER BOOT (See Section 2100)

92. TRANSFER BOOT (See Section 2100)

93. TRANSFER BOOT (See Section 2100)

94. TRANSFER BOOT (See Section 2100)

95. TRANSFER BOOT (See Section 2100)

96. TRANSFER BOOT (See Section 2100)

97. TRANSFER BOOT (See Section 2100)

98. TRANSFER BOOT (See Section 2100)

99. TRANSFER BOOT (See Section 2100)

100. TRANSFER BOOT (See Section 2100)

**Mechanical Compliance Statement**

City of Sidney  
 2022/07/25

**IECC DOMESTIC HOTWATER SYSTEM VOLUME**

System Type	Volume (GPD)	Volume (MGD)	Volume (MG)
Domestic Hot Water System	138	0.00038	0.00038
Domestic Cold Water System	138	0.00038	0.00038
Domestic Steam System	138	0.00038	0.00038
Domestic Cooling Water System	138	0.00038	0.00038



**ABBREVIATIONS:**

4" = FOUR INCHES

6" = SIX INCHES

8" = EIGHT INCHES

10" = TEN INCHES

12" = TWELVE INCHES

14" = FOURTEEN INCHES

16" = SIXTEEN INCHES

18" = EIGHTEEN INCHES

20" = TWENTY INCHES

22" = TWENTYTWO INCHES

24" = TWENTYFOUR INCHES

26" = TWENTYSIX INCHES

28" = TWENTYEIGHT INCHES

30" = THIRTY INCHES

32" = THIRTYTWO INCHES

34" = THIRTYFOUR INCHES

36" = THIRTYSIX INCHES

38" = THIRTYEIGHT INCHES

40" = FORTY INCHES

42" = FORTYTWO INCHES

44" = FORTYFOUR INCHES

46" = FORTYSIX INCHES

48" = FORTYEIGHT INCHES

50" = FIFTY INCHES

52" = FIFTYTWO INCHES

54" = FIFTYFOUR INCHES

56" = FIFTYSIX INCHES

58" = FIFTYEIGHT INCHES

60" = SIXTY INCHES

62" = SIXTYTWO INCHES

64" = SIXTYFOUR INCHES

66" = SIXTYSIX INCHES

68" = SIXTYEIGHT INCHES

70" = SEVENTY INCHES

72" = SEVENTYTWO INCHES

74" = SEVENTYFOUR INCHES

76" = SEVENTYSIX INCHES

78" = SEVENTYEIGHT INCHES

80" = EIGHTY INCHES

82" = EIGHTYTWO INCHES

84" = EIGHTYFOUR INCHES

86" = EIGHTYSIX INCHES

88" = EIGHTYEIGHT INCHES

90" = NINETY INCHES

92" = NINETYTWO INCHES

94" = NINETYFOUR INCHES

96" = NINETSIX INCHES

98" = NINETEIGHT INCHES

100" = ONE HUNDRED INCHES

1" = ONE INCH

1/2" = ONE HALF INCH

3/4" = THREE QUARTERS INCH

1/4" = ONE QUARTER INCH

1/8" = ONE EIGHTH INCH

3/16" = THREE SIXTEENTHS INCH

1/16" = ONE SIXTEENTH INCH

1/32" = ONE THIRTYTWO INCH

1/64" = ONE SIXTYFOUR INCH

1/128" = ONE ONEHUNDREDTWENTYEIGHT INCH

1/256" = ONE FIVEHUNDREDTWENTYSIX INCH

1/512" = ONE THOUSANDONEHUNDREDTWENTYFOUR INCH

1/1024" = ONE TWO THOUSANDFOURHUNDREDTWENTYTWO INCH

1/2048" = ONE FOUR THOUSANDEIGHTHUNDRETY INCH

1/4096" = ONE EIGHT THOUSANDSEVENTYTHREE INCH

1/8192" = ONE SIXTEENTH THOUSANDFOURTY SIX INCH

1/16384" = ONE THIRTYTWO THOUSANDNINETY TWO INCH

1/32768" = ONE SIXTYFOUR THOUSAND EIGHTEENTH INCH

1/65536" = ONE ONEHUNDREDTWENTYEIGHT THOUSAND NINE INCH

1/131072" = ONE TWO THOUSANDFOURHUNDREDTWENTYTWO INCH

1/262144" = ONE FOUR THOUSANDEIGHTHUNDRETY INCH

1/524288" = ONE EIGHT THOUSANDSEVENTYTHREE INCH

1/1048576" = ONE SIXTYFOUR THOUSAND EIGHTEENTH INCH

1/2097152" = ONE ONEHUNDREDTWENTYEIGHT THOUSAND NINE INCH

1/4194304" = ONE TWO THOUSANDFOURHUNDREDTWENTYTWO INCH

1/8388608" = ONE FOUR THOUSANDEIGHTHUNDRETY INCH

1/16777216" = ONE EIGHT THOUSANDSEVENTYTHREE INCH

1/33554432" = ONE SIXTYFOUR THOUSAND EIGHTEENTH INCH

1/67108864" = ONE ONEHUNDREDTWENTYEIGHT THOUSAND NINE INCH

1/134217728" = ONE TWO THOUSANDFOURHUNDREDTWENTYTWO INCH

1/268435456" = ONE FOUR THOUSANDEIGHTHUNDRETY INCH

1/536870912" = ONE EIGHT THOUSANDSEVENTYTHREE INCH

1/1073741824" = ONE SIXTYFOUR THOUSAND EIGHTEENTH INCH

1/2147483648" = ONE ONEHUNDREDTWENTYEIGHT THOUSAND NINE INCH

1/4294967296" = ONE TWO THOUSANDFOURHUNDREDTWENTYTWO INCH

1/8589934592" = ONE FOUR THOUSANDEIGHTHUNDRETY INCH

1/17179869184" = ONE EIGHT THOUSANDSEVENTYTHREE INCH

1/34359738368" = ONE SIXTYFOUR THOUSAND EIGHTEENTH INCH

1/68719476736" = ONE ONEHUNDREDTWENTYEIGHT THOUSAND NINE INCH

1/137438953472" = ONE TWO THOUSANDFOURHUNDREDTWENTYTWO INCH

1/274877906944" = ONE FOUR THOUSANDEIGHTHUNDRETY INCH

1/549755813888" = ONE EIGHT THOUSANDSEVENTYTHREE INCH

1/1099511627776" = ONE SIXTYFOUR THOUSAND EIGHTEENTH INCH

1/2199023255552" = ONE ONEHUNDREDTWENTYEIGHT THOUSAND NINE INCH

1/4398046511104" = ONE TWO THOUSANDFOURHUNDREDTWENTYTWO INCH

1/8796093022208" = ONE FOUR THOUSANDEIGHTHUNDRETY INCH

1/17592186044416" = ONE EIGHT THOUSANDSEVENTYTHREE INCH

1/35184372088832" = ONE SIXTYFOUR THOUSAND EIGHTEENTH INCH

1/70368744177664" = ONE ONEHUNDREDTWENTYEIGHT THOUSAND NINE INCH

1/140737488355328" = ONE TWO THOUSANDFOURHUNDREDTWENTYTWO INCH

1/281474976710656" = ONE FOUR THOUSANDEIGHTHUNDRETY INCH

1/562949953421312" = ONE EIGHT THOUSANDSEVENTYTHREE INCH

1/1125899906842624" = ONE SIXTYFOUR THOUSAND EIGHTEENTH INCH

1/2251799813685248" = ONE ONEHUNDREDTWENTYEIGHT THOUSAND NINE INCH

1/4503599627370496" = ONE TWO THOUSANDFOURHUNDREDTWENTYTWO INCH

1/9007199254740992" = ONE FOUR THOUSANDEIGHTHUNDRETY INCH

1/18014398509481984" = ONE EIGHT THOUSANDSEVENTYTHREE INCH

1/36028797018963968" = ONE SIXTYFOUR THOUSAND EIGHTEENTH INCH

1/72057594037927936" = ONE ONEHUNDREDTWENTYEIGHT THOUSAND NINE INCH

1/144115188075855872" = ONE TWO THOUSANDFOURHUNDREDTWENTYTWO INCH

1/288230376151711744" = ONE FOUR THOUSANDEIGHTHUNDRETY INCH

1/576460752303423488" = ONE EIGHT THOUSANDSEVENTYTHREE INCH

1/1152921504606846976" = ONE SIXTYFOUR THOUSAND EIGHTEENTH INCH

1/2305843009213693952" = ONE ONEHUNDREDTWENTYEIGHT THOUSAND NINE INCH

1/4611686018427387904" = ONE TWO THOUSANDFOURHUNDREDTWENTYTWO INCH

1/9223372036854775808" = ONE FOUR THOUSANDEIGHTHUNDRETY INCH

1/18446744073709551616" = ONE EIGHT THOUSANDSEVENTYTHREE INCH

1/36893488147419103232" = ONE SIXTYFOUR THOUSAND EIGHTEENTH INCH

1/73786976294838206464" = ONE ONEHUNDREDTWENTYEIGHT THOUSAND NINE INCH

1/147573952589676412928" = ONE TWO THOUSANDFOURHUNDREDTWENTYTWO INCH

1/295147905179352825856" = ONE FOUR THOUSANDEIGHTHUNDRETY INCH

1/590295810358705651712" = ONE EIGHT THOUSANDSEVENTYTHREE INCH

1/1180591620717411303424" = ONE SIXTYFOUR THOUSAND EIGHTEENTH INCH

1/2361183241434822606848" = ONE ONEHUNDREDTWENTYEIGHT THOUSAND NINE INCH

1/4722366482869645213696" = ONE TWO THOUSANDFOURHUNDREDTWENTYTWO INCH

1/9444732965739290427392" = ONE FOUR THOUSANDEIGHTHUNDRETY INCH

1/18889465934478580854784" = ONE EIGHT THOUSANDSEVENTYTHREE INCH

1/37778931868957161709568" = ONE SIXTYFOUR THOUSAND EIGHTEENTH INCH

1/75557863737914323419136" = ONE ONEHUNDREDTWENTYEIGHT THOUSAND NINE INCH

1/151115727475828646838272" = ONE TWO THOUSANDFOURHUNDREDTWENTYTWO INCH

1/302231454951657293764544" = ONE FOUR THOUSANDEIGHTHUNDRETY INCH

1/604462909903314587529088" = ONE EIGHT THOUSANDSEVENTYTHREE INCH

1/1208925819806629175058176" = ONE SIXTYFOUR THOUSAND EIGHTEENTH INCH

1/2417851639613258350116352" = ONE ONEHUNDREDTWENTYEIGHT THOUSAND NINE INCH

1/4835703279226516700232704" = ONE TWO THOUSANDFOURHUNDREDTWENTYTWO INCH

1/9671406558453033400465408" = ONE FOUR THOUSANDEIGHTHUNDRETY INCH

1/19342813116906066809330912" = ONE EIGHT THOUSANDSEVENTYTHREE INCH

1/38685626233812133618661824" = ONE SIXTYFOUR THOUSAND EIGHTEENTH INCH

1/77371252467624267237323488" = ONE ONEHUNDREDTWENTYEIGHT THOUSAND NINE INCH

1/154742504935248534474646976" = ONE TWO THOUSANDFOURHUNDREDTWENTYTWO INCH

1/309485009870497068949293952" = ONE FOUR THOUSANDEIGHTHUNDRETY INCH

1/618970019740994137898587904" = ONE EIGHT THOUSANDSEVENTYTHREE INCH

1/1237940039481988275797175808" = ONE SIXTYFOUR THOUSAND EIGHTEENTH INCH

1/2475880078963976551594351617216" = ONE ONEHUNDREDTWENTYEIGHT THOUSAND NINE INCH

1/4951760157927953103188832344384" = ONE TWO THOUSANDFOURHUNDREDTWENTYTWO INCH

1/9903520315855906206377664668864" = ONE FOUR THOUSANDEIGHTHUNDRETY INCH

1/19807040631711812412755329337312" = ONE EIGHT THOUSANDSEVENTYTHREE INCH

1/39614081263423624825510658674624" = ONE SIXTYFOUR THOUSAND EIGHTEENTH INCH

1/79228162526847249651021317349248" = ONE ONEHUNDREDTWENTYEIGHT THOUSAND NINE INCH

1/158456325053694493022042636698496" = ONE TWO THOUSANDFOURHUNDREDTWENTYTWO INCH

1/316912650107388986044085273396992" = ONE FOUR THOUSANDEIGHTHUNDRETY INCH

1/633825300214777972088170546793984" = ONE EIGHT THOUSANDSEVENTYTHREE INCH

1/1267650600429555944176341093587968" = ONE SIXTYFOUR THOUSAND EIGHTEENTH INCH

1/2535301200859111888352682187175936" = ONE ONEHUNDREDTWENTYEIGHT THOUSAND NINE INCH

1/5070602401718223776705364374351872" = ONE TWO THOUSANDFOURHUNDREDTWENTYTWO INCH

1/1014120480343644755341072874871744" = ONE FOUR THOUSANDEIGHTHUNDRETY INCH

1/2028240960687289510682045749743488" = ONE EIGHT THOUSANDSEVENTYTHREE INCH

1/4056481921374579021364409499486976" = ONE SIXTYFOUR THOUSAND EIGHTEENTH INCH

1/8112963842749158042728818989939712" = ONE ONEHUNDREDTWENTYEIGHT THOUSAND NINE INCH

1/16225927685498316085457637979879424" = ONE TWO THOUSANDFOURHUNDREDTWENTYTWO INCH

1/32451855370996632170915275959758848" = ONE FOUR THOUSANDEIGHTHUNDRETY INCH

1/64903710741993264341830551919517696" = ONE EIGHT THOUSANDSEVENTYTHREE INCH

1/12980742148398448683366103839035392" = ONE SIXTYFOUR THOUSAND EIGHTEENTH INCH

1/25961484296796897366732207678070784" = ONE ONEHUNDREDTWENTYEIGHT THOUSAND NINE INCH

1/51922968593593794733544415356141568" = ONE TWO THOUSANDFOURHUNDREDTWENTYTWO INCH

1/103845937187187589467088827122283136" = ONE FOUR THOUSANDEIGHTHUNDRETY INCH

1/207691874374375178934177654244566272" = ONE EIGHT THOUSANDSEVENTYTHREE INCH

1/415383748748750357868355308489132544" = ONE SIXTYFOUR THOUSAND EIGHTEENTH INCH

1/830767497497500715736710616978260896" = ONE ONEHUNDREDTWENTYEIGHT THOUSAND NINE INCH

1/1661534994995001434473421233956521792" = ONE TWO THOUSANDFOURHUNDREDTWENTYTWO INCH

1/3323069989990002868946842467913043584" = ONE FOUR THOUSANDEIGHTHUNDRETY INCH

1/6646139979980005737893684935826087168" = ONE EIGHT THOUSANDSEVENTYTHREE INCH

1/1329227995996001147578736967165217344" = ONE SIXTYFOUR THOUSAND EIGHTEENTH INCH

1/2658455991992002295157513934330426688" = ONE ONEHUNDREDTWENTYEIGHT THOUSAND NINE INCH

1/5316911983984004590315027868660853376" = ONE TWO THOUSANDFOURHUNDREDTWENTYTWO INCH

1/10633823967968009180630055737321707136" = ONE FOUR THOUSANDEIGHTHUNDRETY INCH

1/2126764793593601836126011147464341426272" = ONE EIGHT THOUSANDSEVENTYTHREE INCH

1/42535295871872036722520222949286824512" = ONE SIXTYFOUR THOUSAND EIGHTEENTH INCH

1/85070591743744073445040445898573649024" = ONE ONEHUNDREDTWENTYEIGHT THOUSAND NINE INCH

1/17014118348748814688080091799715298048" = ONE TWO THOUSANDFOURHUNDREDTWENTYTWO INCH

1/34028236697497629376160183599430596096" = ONE FOUR THOUSANDEIGHTHUNDRETY INCH

1/6805647339499525875232036719886119192192" = ONE EIGHT THOUSANDSEVENTYTHREE INCH

1/136112946789990517504640734397742384384" = ONE SIXTYFOUR THOUSAND EIGHTEENTH INCH

1/272225895779981030009281467955446768768" = ONE ONEHUNDREDTWENTYEIGHT THOUSAND NINE INCH

1/54445179155996206001856349591089353536" = ONE TWO THOUSANDFOURHUNDREDTWENTYTWO INCH

1/10889035831192443200371126982177868671712" = ONE FOUR THOUSANDEIGHTHUNDRETY INCH

1/2177807166238488640074225396435737734324" = ONE EIGHT THOUSANDSEVENTYTHREE INCH

1/435561433247697728001484878890875466848" = ONE SIXTYFOUR THOUSAND EIGHTEENTH INCH

1/87112286649539545600296975778175133376" = ONE ONEHUNDREDTWENTYEIGHT THOUSAND NINE INCH

1/17422457329907909120059395155550270715136" = ONE TWO THOUSANDFOURHUNDREDTWENTYTWO INCH

1/34844914659815818240011879031110043426272" = ONE FOUR THOUSANDEIGHTHUNDRETY INCH

1/696898293196316364800237580622200869544" = ONE EIGHT THOUSANDSEVENTYTHREE INCH

1/1393796586392632729600475161244401738888" = ONE SIXTYFOUR THOUSAND EIGHTEENTH INCH

1/2787593172785265459200950322488803477776" = ONE ONEHUNDREDTWENTYEIGHT THOUSAND NINE INCH

1/5575186345570530918400190064497606955552" = ONE TWO THOUSANDFOURHUNDREDTWENTYTWO INCH

1/11150372691141061836800380128995213191104" = ONE FOUR THOUSANDEIGHTHUNDRETY INCH

1/22300745382282123736007602579990438222208" = ONE EIGHT THOUSANDSEVENTYTHREE INCH

1/44601490745164247472001525159808764444416" = ONE SIXTYFOUR THOUSAND EIGHTEENTH INCH

1/8920298149032849494400305031960172888832" = ONE ONEHUNDREDTWENTYEIGHT THOUSAND NINE INCH

1/1784059629606569898880061006392035777764" = ONE TWO THOUSANDFOURHUNDREDTWENTYTWO INCH

1/356811925921313979776012200158407155552" = ONE FOUR THOUSANDEIGHTHUNDRETY INCH

1/713623851842627959552024401196814311104" = ONE EIGHT THOUSANDSEVENTYTHREE INCH

1/1427247703685255919104048803936286222208" = ONE SIXTYFOUR THOUSAND EIGHTEENTH INCH

1/2854495407370511838208096787272471444416" = ONE ONEHUNDREDTWENTYEIGHT THOUSAND NINE INCH

1/570899081474102367641619357454892888832" = ONE TWO THOUSANDFOURHUNDREDTWENTYTWO INCH

1/11417981629482047522832387089097777764" = ONE FOUR THOUSANDEIGHTHUNDRETY INCH

1/2283596325896409504566477417819555552" = ONE EIGHT THOUSANDSEVENTYTHREE INCH

1/4567192651792819009132954835639111104" = ONE SIXTYFOUR THOUSAND EIGHTEENTH INCH

1/91343853035856380182659096712782222208" = ONE ONEHUNDREDTWENTYEIGHT THOUSAND NINE INCH

1/18268770607171276165318181345564444416" = ONE TWO THOUSANDFOURHUNDREDTWENTYTWO INCH

1/365375412143425523306363626911288888832" = ONE FOUR THOUSANDEIGHTHUNDRETY INCH

1/73075082428685104661272725382257777764" = ONE EIGHT THOUSANDSEVENTYTHREE INCH

1/1461501648573702093225454506443555552" = ONE SIXTYFOUR THOUSAND EIGHTEENTH INCH

1/2923003297147404186450909012887111104" = ONE ONEHUNDREDTWENTYEIGHT THOUSAND NINE INCH

1/58460065942948083729018180257742222208" = ONE TWO THOUSANDFOURHUNDREDTWENTYTWO INCH

1/116920131885896167458036360515484444416" = ONE FOUR THOUSANDEIGHTHUNDRETY INCH

1/23384026377179233491607272102968888832" = ONE EIGHT THOUSANDSEVENTYTHREE INCH

1/46768052754358466983214544205937777764" = ONE SIXTYFOUR THOUSAND EIGHTEENTH INCH

1/93536105508716933966429088411875555552" = ONE ONEHUNDREDTWENTYEIGHT THOUSAND NINE INCH

1/1870722110174386793328581768235111104" = ONE TWO THOUSANDFOURHUNDREDTWENTYTWO INCH

1/37414442203487737866571635364702222208" = ONE FOUR THOUSANDEIGHTHUNDRETY INCH

1/74828884406975475733142710729404444416" = ONE EIGHT THOUSANDSEVENTYTHREE INCH

1/14965776881395151466285421455188888832" = ONE SIXTYFOUR THOUSAND EIGHTEENTH INCH

1/2993155

**PLUMBING NOTES:** (C) AS DESIGNATED IN PLAN

1. ALL WATER MAINS SHALL BE EXTENDED TO THE LOCATION AND SEE. REPORT BACK TO CITY OF SIDNEY FOR APPROVAL. ALL WATER MAINS SHALL BE INSTALLED IN A TRENCH OR CHASE. MATCH FLOOR TO FINISH FLOOR.

2. ALL PLUMBING SHALL BE INSTALLED IN ACCORDANCE WITH THE 2021 MONTANA PLUMBING CODE AND ALL APPLICABLE CODES. ALL PLUMBING SHALL BE INSTALLED IN ACCORDANCE WITH THE 2021 MONTANA PLUMBING CODE AND ALL APPLICABLE CODES. ALL PLUMBING SHALL BE INSTALLED IN ACCORDANCE WITH THE 2021 MONTANA PLUMBING CODE AND ALL APPLICABLE CODES.

3. ALL PLUMBING SHALL BE INSTALLED IN ACCORDANCE WITH THE 2021 MONTANA PLUMBING CODE AND ALL APPLICABLE CODES. ALL PLUMBING SHALL BE INSTALLED IN ACCORDANCE WITH THE 2021 MONTANA PLUMBING CODE AND ALL APPLICABLE CODES. ALL PLUMBING SHALL BE INSTALLED IN ACCORDANCE WITH THE 2021 MONTANA PLUMBING CODE AND ALL APPLICABLE CODES.

4. ALL PLUMBING SHALL BE INSTALLED IN ACCORDANCE WITH THE 2021 MONTANA PLUMBING CODE AND ALL APPLICABLE CODES. ALL PLUMBING SHALL BE INSTALLED IN ACCORDANCE WITH THE 2021 MONTANA PLUMBING CODE AND ALL APPLICABLE CODES. ALL PLUMBING SHALL BE INSTALLED IN ACCORDANCE WITH THE 2021 MONTANA PLUMBING CODE AND ALL APPLICABLE CODES.

5. ALL PLUMBING SHALL BE INSTALLED IN ACCORDANCE WITH THE 2021 MONTANA PLUMBING CODE AND ALL APPLICABLE CODES. ALL PLUMBING SHALL BE INSTALLED IN ACCORDANCE WITH THE 2021 MONTANA PLUMBING CODE AND ALL APPLICABLE CODES. ALL PLUMBING SHALL BE INSTALLED IN ACCORDANCE WITH THE 2021 MONTANA PLUMBING CODE AND ALL APPLICABLE CODES.

6. ALL PLUMBING SHALL BE INSTALLED IN ACCORDANCE WITH THE 2021 MONTANA PLUMBING CODE AND ALL APPLICABLE CODES. ALL PLUMBING SHALL BE INSTALLED IN ACCORDANCE WITH THE 2021 MONTANA PLUMBING CODE AND ALL APPLICABLE CODES. ALL PLUMBING SHALL BE INSTALLED IN ACCORDANCE WITH THE 2021 MONTANA PLUMBING CODE AND ALL APPLICABLE CODES.

7. ALL PLUMBING SHALL BE INSTALLED IN ACCORDANCE WITH THE 2021 MONTANA PLUMBING CODE AND ALL APPLICABLE CODES. ALL PLUMBING SHALL BE INSTALLED IN ACCORDANCE WITH THE 2021 MONTANA PLUMBING CODE AND ALL APPLICABLE CODES. ALL PLUMBING SHALL BE INSTALLED IN ACCORDANCE WITH THE 2021 MONTANA PLUMBING CODE AND ALL APPLICABLE CODES.

8. ALL PLUMBING SHALL BE INSTALLED IN ACCORDANCE WITH THE 2021 MONTANA PLUMBING CODE AND ALL APPLICABLE CODES. ALL PLUMBING SHALL BE INSTALLED IN ACCORDANCE WITH THE 2021 MONTANA PLUMBING CODE AND ALL APPLICABLE CODES. ALL PLUMBING SHALL BE INSTALLED IN ACCORDANCE WITH THE 2021 MONTANA PLUMBING CODE AND ALL APPLICABLE CODES.

9. ALL PLUMBING SHALL BE INSTALLED IN ACCORDANCE WITH THE 2021 MONTANA PLUMBING CODE AND ALL APPLICABLE CODES. ALL PLUMBING SHALL BE INSTALLED IN ACCORDANCE WITH THE 2021 MONTANA PLUMBING CODE AND ALL APPLICABLE CODES. ALL PLUMBING SHALL BE INSTALLED IN ACCORDANCE WITH THE 2021 MONTANA PLUMBING CODE AND ALL APPLICABLE CODES.

10. ALL PLUMBING SHALL BE INSTALLED IN ACCORDANCE WITH THE 2021 MONTANA PLUMBING CODE AND ALL APPLICABLE CODES. ALL PLUMBING SHALL BE INSTALLED IN ACCORDANCE WITH THE 2021 MONTANA PLUMBING CODE AND ALL APPLICABLE CODES. ALL PLUMBING SHALL BE INSTALLED IN ACCORDANCE WITH THE 2021 MONTANA PLUMBING CODE AND ALL APPLICABLE CODES.

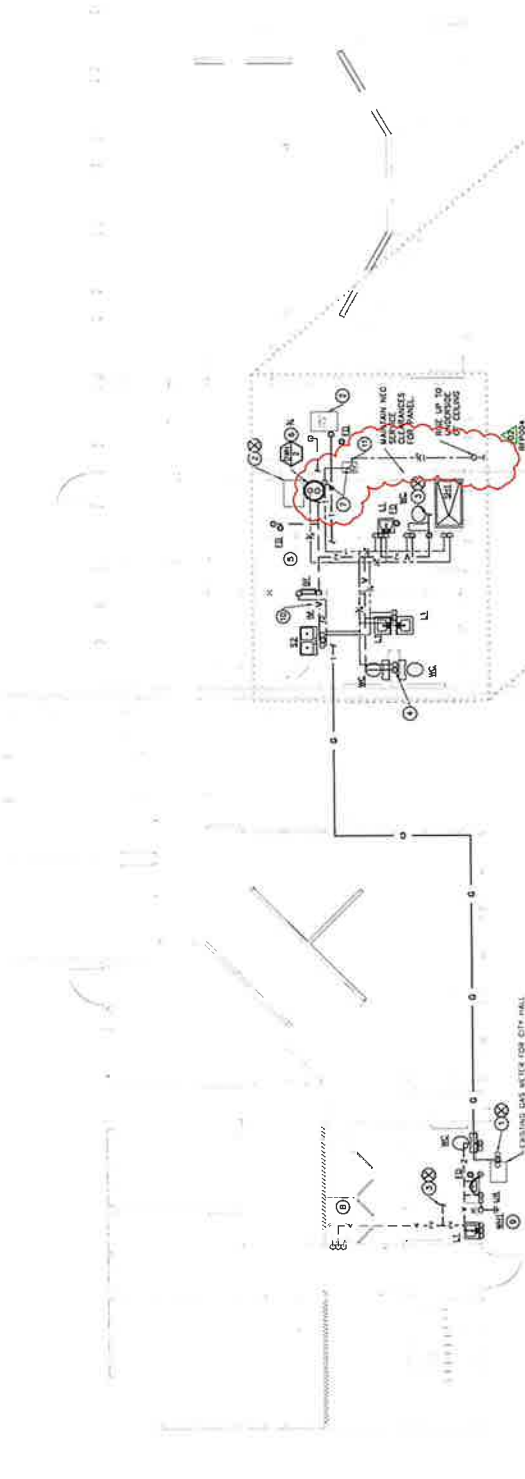
11. ALL PLUMBING SHALL BE INSTALLED IN ACCORDANCE WITH THE 2021 MONTANA PLUMBING CODE AND ALL APPLICABLE CODES. ALL PLUMBING SHALL BE INSTALLED IN ACCORDANCE WITH THE 2021 MONTANA PLUMBING CODE AND ALL APPLICABLE CODES. ALL PLUMBING SHALL BE INSTALLED IN ACCORDANCE WITH THE 2021 MONTANA PLUMBING CODE AND ALL APPLICABLE CODES.

12. ALL PLUMBING SHALL BE INSTALLED IN ACCORDANCE WITH THE 2021 MONTANA PLUMBING CODE AND ALL APPLICABLE CODES. ALL PLUMBING SHALL BE INSTALLED IN ACCORDANCE WITH THE 2021 MONTANA PLUMBING CODE AND ALL APPLICABLE CODES. ALL PLUMBING SHALL BE INSTALLED IN ACCORDANCE WITH THE 2021 MONTANA PLUMBING CODE AND ALL APPLICABLE CODES.

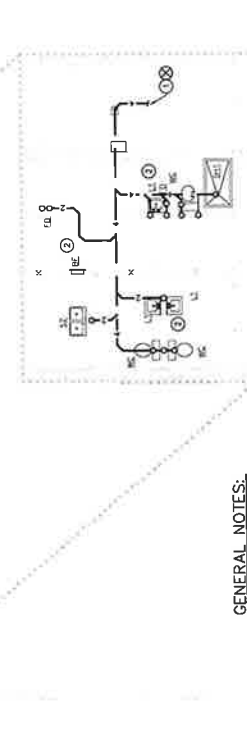
13. ALL PLUMBING SHALL BE INSTALLED IN ACCORDANCE WITH THE 2021 MONTANA PLUMBING CODE AND ALL APPLICABLE CODES. ALL PLUMBING SHALL BE INSTALLED IN ACCORDANCE WITH THE 2021 MONTANA PLUMBING CODE AND ALL APPLICABLE CODES. ALL PLUMBING SHALL BE INSTALLED IN ACCORDANCE WITH THE 2021 MONTANA PLUMBING CODE AND ALL APPLICABLE CODES.

14. ALL PLUMBING SHALL BE INSTALLED IN ACCORDANCE WITH THE 2021 MONTANA PLUMBING CODE AND ALL APPLICABLE CODES. ALL PLUMBING SHALL BE INSTALLED IN ACCORDANCE WITH THE 2021 MONTANA PLUMBING CODE AND ALL APPLICABLE CODES. ALL PLUMBING SHALL BE INSTALLED IN ACCORDANCE WITH THE 2021 MONTANA PLUMBING CODE AND ALL APPLICABLE CODES.

15. ALL PLUMBING SHALL BE INSTALLED IN ACCORDANCE WITH THE 2021 MONTANA PLUMBING CODE AND ALL APPLICABLE CODES. ALL PLUMBING SHALL BE INSTALLED IN ACCORDANCE WITH THE 2021 MONTANA PLUMBING CODE AND ALL APPLICABLE CODES. ALL PLUMBING SHALL BE INSTALLED IN ACCORDANCE WITH THE 2021 MONTANA PLUMBING CODE AND ALL APPLICABLE CODES.



**1 - New Plumbing Plan - Main Floor**




**0 - New Plumbing Plan - Basement**

**GENERAL NOTES:**

1. SLOPE SANITARY PIPING MINIMUM 1/8" PER FOOT TO NEAREST PIPING TOWARDS CONNECTIONS TO SANITARY WASTE.
2. SEE PLUMBING FUTURE AND PROVIDE APPROPRIATE SIZES AND APERTURES TO PROVIDE A PROPER FIT FOR ALL PIPING. PROVIDE FUTURE DRAINAGE TO WALLS, CEILING AND FLOOR WITH PROPER DRAINAGE.
3. REFERENCE ARCHITECTURAL DRAWINGS AND CONSTRUCTION DETAILS.
4. COORDINATE UNDERSLAB PIPING WITH FOOTINGS AND STEM WALLS.
5. PROVIDE A MINIMUM OF 2" VENT PIPING AT UNDERSLAB PIPING.
6. CHANGE PIPING AT UNDERSLAB OF ROOF. VENT UP THRU ROOF WITH PROPER FLASHING AND FLASHING REQUIREMENTS FOR TYPICAL.

**2 - New Plumbing Plan - Underslab**



1 - New Plumbing Plan - Shop

OLSON PLUMBING & HEATING

P.O. Box 375  
Sidney, MT 59270

# Estimate

DATE	ESTIMATE NO.
2/7/2024	1635

NAME / ADDRESS
City Of Sidney 115 2nd St. SE Sidney, MT 59270

DESCRIPTION	QTY	COST	PROJECT
			TOTAL
PR-4			
1 1/2" Type L Copper pipe	140	16.85	2,359.00T
1 1/2" Ball valve	3	214.00	642.00T
1 1/2" Copper Coupling	1	14.95	14.95T
1 1/2" Copper 90	1	20.75	20.75T
1 1/2" Copper 45	1	23.31	23.31T
1 1/2" Copper Pro Press M ADP	2	47.66	95.32T
1 1/2" Prop Press 90	7	16.61	116.27T
1 1/2 X 3/4 X 3/4 Copper Tee	1	77.00	77.00T
3/4 x 1/2 copper coupling	1	7.37	7.37T
1 1/2 X 1 1/2 X 1" Copper Tee	1	37.98	37.98T
Hanger-Mate Screw	24	2.87	68.88T
3/8" All Thd Rod	140	2.63	368.20T
1 1/2" Copper Auto-grip Hanger	24	3.73	89.52T
Unistrut channel	20	9.65	193.00T
1 1/2" copper strut clamp	6	7.77	46.62T
Labor per hour	60	42.00	2,520.00
Benefits provided	60	9.85	591.00T
Additional Cash Benefits	60	10.30	618.00T
Tool use	60	5.31	318.60T
Insulation	1	1,300.00	1,300.00T
15% Mark-up	1	1,426.20	1,426.20T
pda		0.00%	0.00
$\$10,933.97 \times 7\% \text{ OH} = 11,699.35 \times 8\% \text{ Profit} = \$12,635.30 \times 1.3\% \text{ Bond} = \$12,799.55$			
Thank you for your business.		<b>TOTAL</b>	\$10,933.97



#011

- RFI (Request for Information)
- RFP (Request for Proposal)
- CCD (Construction Change Directive)

---

**SIDNEY CITY HALL REMODEL**  
**Sidney, Montana**

---

TO: B&B BUILDERS, INC.  
ATTN: Gentry Lemerond  
108 2<sup>nd</sup> Street NE  
Sidney, MT 59270

FROM: SDI ARCHITECTS + DESIGN  
ATTN: Brandon Janshen, AIA  
909 Main Street  
Miles City, MT 59301

---

In order to expedite the Work and avoid or minimize delays in the Work, please respond to the following within (7) calendar days after the send date listed below.

**SENT: 01-12-2024**

**DIVISION(S) AFFECTED: 02,26**

REQUEST:

Provide cost to revise the exterior lighting at the main entry per RFI #3 (attached).

REASON:

Contractor request to utilize existing electrical/locations; better main entry appearance will result, too.

CONTRACTOR'S RESPONSE:

DEBIT: **\$874.00**  
CALENDAR DAYS: **0 days**

If responding to an RFP or CCD, please include any total amounts for associated changes in Contract Time and/or Contract Sum. Contractor is required to provide supplementary breakdowns for justifications of these changes with their response.





## RFI #3: Exterior Lighting

**Status** Closed on 01/08/24

**To** Brandon Janshen (SDI Architects + Design)      **From** Gentry Lemerond (B & B Builders, Inc)  
1011 6th Ave N  
Lewistown, Montana 59457

**Date Initiated** Dec 21, 2023      **Due Date** Dec 26, 2023

**Location**      **Project Stage** Course of Construction

**Cost Impact** TBD      **Schedule Impact** TBD

**Spec Section**      **Cost Code**

**Drawing Number**      **Reference**

**Linked Drawings**

**Received From** Jason Nelson (Prairie Electric, Inc.)

**Copies To** Brandon Janshen (SDI Architects + Design), Gentry Lemerond (B & B Builders, Inc), Jason Nelson (Prairie Electric, Inc.)

### Activity

**Question**      **Question from Gentry Lemerond B & B Builders, Inc on Thursday, Dec 21, 2023 at 05:04 PM MST**

At the existing main entrance there are existing can lights in the soffit above the door. There is not enough room above the door for the wall pack light shown on the prints. Prairie is offering to retrofit the existing can lights and connect them to the photo eye, eliminating the wall pack. We can then relocate the wall pack to over the old overhead doors spot in the front of the building.  
Or we can see if we can retrofit the existing light that is there because it currently does not work. This would result in turning over the wall pack to the Owner's for use elsewhere.

### Official Response

**Response from Brandon Janshen SDI Architects + Design on Tuesday, Jan 2, 2024 at 10:53 AM MST**

We are good with the retrofit of the existing cans - please let us know if an RFP is needed for any cost/time adjustments. In any format, please update the as-builts accordingly.

Please 'give' the wall pack to the Owners; I would like to discuss exterior lights for above the existing/old garage doors with the Owners some more.

### All Replies

**Response from Brandon Janshen SDI Architects + Design on Tuesday, Jan 2, 2024 at 10:53 AM MST**

We are good with the retrofit of the existing cans - please let us know if an RFP is needed for any cost/time adjustments. In any format, please update the as-builts accordingly.

Please 'give' the wall pack to the Owners; I would like to discuss exterior lights for above the existing/old garage doors with the Owners some more.

# Prairie Electric Inc

PO BOX 178  
 SAVAGE, MT 59262  
 406-776-2474

# Estimate

Date	Estimate #
12/29/2023	1469

Name / Address
B & B BUILDERS 108 2ND STREET NE SIDNEY, MT 59270

Qty	Description	Rate	Total
3	PROJECT: SIDNEY CITY HALL RFP #11 - EXTERIOR LIGHTING 9" DISC LIGHTS - CUT SHEET INCLUDED BOXES, FITTINGS, MISC LABOR TO INCLUDE: DEMO TRIMS AND LAMPS. INSTALL J-BOX INSIDE CAN TO MOUNT NEW DISC ON. INSTALL LIGHTS AND TEST.	53.77 75.00 510.00	161.31 75.00 510.00

746.31 x 7% OH = 798.55 x 8% Profit = 862.44 x 1.3% Bond = \$873.65

	<b>Total</b>	<b>\$746.31</b>
--	--------------	-----------------

This estimate is valid for 7 days.

Signature \_\_\_\_\_



## NUVO 62-1722

BLINK 13W LED 9" RND BRONZE

### Notes

### General

Status	Active
Fixture Type	Flush Mount
Finish	Bronze
Wattage	13W
Lumen Output	1200L-1250L
CCT (Kelvin)	2700K/3000K/3500K/4000K/5000K
Indoor or Outdoor Fixture	Indoor

### Specifications

Technology	LED
Color Temperature	Warm White to Natural Light
CRI	90
Voltage	120V
Beam Angle	100
Rated Hours	50000
Operating Temperature	-20C (-4F) to +40C (+104F)
Dimmable	Yes-Dimmable
Dimming Note	120V only
Lens Material	Poly methyl methacrylate (PMMA)
Surge Protection	Built-in surge protection - 2.5KV
Weight (lb.)	1.21
Material	Die-cast Aluminum

### Dimensions

Height (in.)	0.67
Width (in.)	9

### Compliance

Safety Listing	cETLus
Location Rating	Wet
Energy Star	Yes
ES Unique ID	ESID-2402981
DLC Approved	No
CA T20 / T24 Rationale	California T24 2016 - 2022 JA8 Listed
California Status	Lawful for sale in California
Title 20 / 24 Status	California T24 Listed
California Prop 65	Lead
RoHS Compliant	Yes
FCC Compliant	Yes
Flicker Free	No
SDS Sheet	LED_Fixture

### Additional Information

Additional Information	UGR - 26 14; SDCM - 464; Hi pot - DC-1550V; Edge-lit - Yes
Specification Note	Overall height of fixture and driver: 1.59"
Installation Notes	Surface mount: Compatible with 3"&4" J-box and pancake J-box with additional accessory
Warranty	5 Year Limited - Fixtures



#012

- RFI (Request for Information)
- RFP (Request for Proposal)
- CCD (Construction Change Directive)

**SIDNEY CITY HALL REMODEL**  
**Sidney, Montana**

TO: B&B BUILDERS, INC.  
ATTN: Gentry Lemerond  
108 2<sup>nd</sup> Street NE  
Sidney, MT 59270

FROM: SDI ARCHITECTS + DESIGN  
ATTN: Brandon Janshen, AIA  
909 Main Street  
Miles City, MT 59301

In order to expedite the Work and avoid or minimize delays in the Work, please respond to the following within (7) calendar days after the send date listed below.

**SENT: 01-12-2024**

**DIVISION(S) AFFECTED: 12**

REQUEST:

Provide credit to delete (6) interior blinds from ALL type F Windows.

REASON:

Not needed.

CONTRACTOR'S RESPONSE:

CREDIT: **\$2,228.00**  
CALENDAR DAYS: **0 days**

If responding to an RFP or CCD, please include any total amounts for associated changes in Contract Time and/or Contract Sum. Contractor is required to provide supplementary breakdowns for justifications of these changes with their response.



**BUILDING SPECIALTIES OF MT**

January 22, 2024

1728 Lampman Drive, Suite H  
P.O. Box 22036  
Billings, Montana 59104  
PH. (406) 655-3555  
FAX (406) 655-3553  
E-mail: [info@dupreebldgspec.com](mailto:info@dupreebldgspec.com)  
Web: [www.dupreebldgspec.com](http://www.dupreebldgspec.com)

**PRICE QUOTATION**

TO: GENTRIE LEMEROND  
B & B BUILDERS  
108 2<sup>ND</sup> Street N.E.  
Sidney, MT 59270

RE: City Hall - Remodel  
Sidney, MT

Gentrie,  
Per the returned submittals dated 1/12/24 we have priced the following items.

SECTION 12 20 00 – WINDOW TREATMENTS as manufactured by SWF Contract:

17 – Horizontal wood blinds	<b>PER SUBCONTRACT #SCH-SC-004</b>	<del>\$ 7,523.00</del>
6 – Horizontal blinds, eliminated	<b>DEDUCT</b>	<b>\$ 2,228.00</b>
	<b>Revised Total</b>	<del>\$ 5,295.00</del>

Terms: All items are quoted F.O.B. factory, full freight allowed to jobsite. Installation, blocking, or field verification are not included unless specifically noted.

Please consider the above prices valid for thirty (30) days only.

Where credit has been established, net 30 days, 1-½% interest will be charged per month on any balance after 30 days. Interest, re-billing fees, attorney fees, and any other costs associated to the collection of past due accounts will be added.

Prices do not include state, federal taxes or TERO taxes unless noted.

Sincerely,  
DuPREE BUILDING SPECIALTIES of MT

Carl W. Rose  
[carl@dupreebldgspec.com](mailto:carl@dupreebldgspec.com)

ACCEPTED: \_\_\_\_\_ DATE: \_\_\_\_\_



#013

- RFI (Request for Information)
- RFP (Request for Proposal)
- CCD (Construction Change Directive)

**SIDNEY CITY HALL REMODEL**  
**Sidney, Montana**

TO: B&B BUILDERS, INC.  
ATTN: Gentry Lemerond  
108 2<sup>nd</sup> Street NE  
Sidney, MT 59270

FROM: SDI ARCHITECTS + DESIGN  
ATTN: Brandon Janshen, AIA  
909 Main Street  
Miles City, MT 59301

In order to expedite the Work and avoid or minimize delays in the Work, please respond to the following within (7) calendar days after the send date listed below.

**SENT: 02-06-2024**

**DIVISION(S) AFFECTED: 26**

REQUEST:

Change the easterly L fixture in 129 ENTRY to be an M fixture.

REASON:

Design team request based on raised ceiling and high window.

CONTRACTOR'S RESPONSE:

DEBIT: **\$1,522.00**  
CALENDAR DAYS: **TBD based on lead time of light fixture**

If responding to an RFP or CCD, please include any total amounts for associated changes in Contract Time and/or Contract Sum. Contractor is required to provide supplementary breakdowns for justifications of these changes with their response.

# Prairie Electric Inc

PO BOX 178  
 SAVAGE, MT 59262  
 406-776-2474

# Estimate

Date	Estimate #
2/13/2024	1494

Name / Address
B & B BUILDERS 108 2ND STREET NE SIDNEY, MT 59270

Qty	Description	Rate	Total
	PROJECT: SIDNEY CITY HALL RFP #013		
1	TYPE M TIERED DRUM ROD PENDANT	945.78	945.78
	15% O & P	141.87	141.87
3	LABOR TO INCLUDE: ASSEMBLE FIXTURE AND HANG TYPE M FIXTURE	85.00	255.00
	DEDUCT 1/2 HR FOR NOT HANGING TYPE L FIXTURE	-42.50	-42.50
	NO CREDIT BACK FOR TYPE L FIXTURE, OWNER KEEPS FIXTURE		
	1,300.15 x 7% OH = 1,391.16 x 8% Profit = 1,502.45 x 1.3% Bond = 1,521.99		

--

**Total** \$1,300.15

This estimate is valid for 7 days.

Signature \_\_\_\_\_



#014

- RFI (Request for Information)
- RFP (Request for Proposal)
- CCD (Construction Change Directive)

**SIDNEY CITY HALL REMODEL**  
Sidney, Montana

TO: B&B BUILDERS, INC.  
ATTN: Gentry Lemerond  
108 2<sup>nd</sup> Street NE  
Sidney, MT 59270

FROM: SDI ARCHITECTS + DESIGN  
ATTN: Brandon Janshen, AIA  
909 Main Street  
Miles City, MT 59301

In order to expedite the Work and avoid or minimize delays in the Work, please respond to the following within (7) calendar days after the send date listed below.

**SENT: 02-07-2024**

**DIVISION(S) AFFECTED: 02,08**

REQUEST:

Provide electronic locksets per the attached cut sheets for doors 108C & 129.

REASON:

Owner request.


CONTRACTOR'S RESPONSE:

DEBIT: **\$2,394.00**  
CALENDAR DAYS: **0 days**

If responding to an RFP or CCD, please include any total amounts for associated changes in Contract Time and/or Contract Sum. Contractor is required to provide supplementary breakdowns for justifications of these changes with their response.




## TRILogy EXIT FEATURES



- Field-proven clutch Mechanism ensures long life and durability
- Fingertip and/or Windows Programmable
- 2000 User Codes: Master, manager, supervisor and users
- Real Time Clock for up to 40,000 Event Time/Date-Stamped Audit Trail
- Up to 500 Lock/Unlock Schedules (with Time Zone Support)
- Rugged 12-Button Weather-Resistant Metal Keypad
- Non-Handed; Fully Field Reversible
- Adaptable to most major manufacturers of Standard RIM and IC RIM Cylinders (See separately ordered Cylinder Adapter Kit, pg.5)
- Battery operated; uses 5 AA batteries
- Battery pack mounts to interior door. Located over or under panic bar (position dependent upon exit device manufacturer).

## TRILogy EXIT WITH PROX



- Accepts most HID Proximity cards and keyfobs
- Users are individually programmed to use a card only, code only, or for the highest security – both card and code
- 2000 User Codes: Master, manager, supervisor and users
- Real Time Clock for up to 40,000 Event Time/Date-Stamped Audit Trail
- Up to 500 Lock/Unlock Schedules (with Time Zone Support)
- Prox Card data can be added to software by uploading from lock, by using AL-PRO or entering directly from computer using DL-Windows software.
- Field-proven clutch Mechanism ensures long life and durability
- Fingertip and/or Windows Programmable
- Rugged 12-Button Weather-Resistant Metal Keypad
- Non-Handed; Fully field Reversible
- Adaptable to most major manufacturers of standard RIM and IC RIM Cylinders (See separately ordered Cylinder Adapter Kit, pg.5)
- Battery operated; uses 5 AA batteries
- Battery pack mounts to interior door. Located over or under panic bar (position dependent upon exit device manufacturer).

## SPECIFICATIONS

**Operation:** Clutch mechanism permits turning lever without retracting latch and reduces stress on the spindle, entering access code, presenting prox card or key bypass, or remote bypass will allow lever to retract latch. Inside panic bar always provides instant egress. (Temperature Range: +150°F to -20° F)

**Door Thickness:** 1 7/8" standard. Other thickness please see ordering information and/or consult factory.

**Keypad:** Vandal-resistant all metal, weather-resistant 12-button programmable for multi-level access functions including group or individual user codes, master and management codes, passage and emergency or service code, lockout and remote override capability and allowable entry time for 5 to 15 seconds. (Completely encapsulated circuit board hermetically sealed from weather and elements.)

**Audit Trail:** Locks' entry activity log can be polled to the Data Transfer Module (AL-DTMI), any PC using Alarm Lock's DL-WINDOWS Software (Ver.2.94 or higher), and/or can be on-site printed using the hand-held infrared printer (AL-IRI).

**Interchangeable Core Models:** Accepts 6 & 7 Pin Cylinders from: Best, Arrow, KSP, Medeco, Keymark & Kaba/Pedals. Also available IC Core models for Yale, Medeco, Sargent, Corbin/Russwin Cl. and Schlage. Alarm lock tailpiece is supplied. IC Core is not included.

**Cylinder:** Requires separately available Cylinder Adapter Kit, see below.

**Handing:** Non-handed, field reversible

**Compliances:** Use of the Alarm Lock TrilogyExit does not alter or invalidate the U.L. Safety or Fire Ratings of the Panic Exit Device you are using (when properly installed per Alarm Lock's instruction sheet).

**Finishes:** US3 polished brass, US26D satin chrome, US26 polished chrome, 10B Duronodic, US5 Antique Brass.

**Power:** 5 AA alkaline batteries, (supplied) installed in Battery Pack (see below). Audible low battery alert, visual and audible entry indicators

### EXIT TRIM MANUFACTURERS


The Trilogy Exit will work with the following Panic Bars:

- Von Duprin 99 Series
- Corbin ED5000 Series
- Yale 7100 Series
- Dorma 9300 Series
- Arrow 3800 Series
- Sargent 8800 Series

### CYLINDER ADAPTER KITS

Select a Cylinder Adapter Kit when ordering:

- Arrow 6 & 7 Pin IC Kit = ETARIC KIT
- Arrow Rim Kit = ETAR KIT
- Assa Rim Kit = ETAS KIT
- Alarm Lock Rim Kit = ETAL KIT
- Best 6 & 7 Pin IC Kit = ETBIC KIT
- Corbin IC Kit = ETCIC KIT
- Corbin Rim Kit = ETC KIT
- Medeco 6 & 7 Pin IC Kit = ETMIC KIT
- Medeco Rim Kit = ETM KIT
- Sargent IC Kit = ETRIC KIT
- Sargent Rim Kit = ETR KIT
- Schlage IC Kit = EFSIC KIT
- Schlage Rim Kit = EFS KIT
- Yale 6 & 7 Pin IC Kit = ETYIC KIT
- Yale Rim Kit = ETY KIT



TrilogyExit with Von Duprin Panic Exit Device shown in profile on 1 3/4" thick door.

Trilogy<sup>®</sup> Exit & Trilogy Exit with Prox by Alarm Lock

Add Trilogy Convenience, Programming, Flexibility & Audit Trail to Most Manufacturers' Exit Devices



330 Skyway Blvd.  
Belgrade, MT 59714

Phone # (406) 388-7995  
Fax # (877) 732-5055

## BID SHEET

DATE: 2-8-2024

EMAIL: [sch2023@bbbuildersinc.com](mailto:sch2023@bbbuildersinc.com)

QUOTE TO: B&B Builders

JOB DESCRIPTION: Sidney City Hall – Keypad Exit Trim

JOB LOCATION: Sidney, Montana

ADDENDUM SEEN: 0

BID DUE: N/A

SECTION:	ITEM:	BID PRICE:
1 EA.	KEYPAD EXIT DEVICE TRIM TO WORK WITH PANIC ON DOOR - PROGRAMMING BY OTHERS - FIELD MODIFICATION OF DOOR BY OTHERS	

**TOTAL: \$735.00 (INCLUDES FREIGHT)** x2 Existing Back door and new door 139

**\*\*APPROX 2 WEEKS OUT\*\***

$\$575.00 + 1,470.00 = 2,045.00 \times 7\% \text{ OH} = 2,188.15 \times 8\% \text{ Profit} = 2,363.20 \times 1.3\% \text{ Bond} = \$2,393.92$

X

Garrett Ruud  
Sales

**\*\*THIS PRICING IS SUBJECT TO REVIEW BY MONTANA DOORWAYS EVERY 30 DAYS UNTIL ORDER IS SENT IN TO THE FACTORY DUE TO CURRENT MARKET CONDITIONS\*\***

SUPPLY ONLY, NO INSTALL

**PREFINISH FOR METAL DOORS AND FRAMES BY OTHERS**

**\*\*FORKLIFT REQUIRED FOR UNLOADING. MDP IS NOT RESPONSIBLE FOR LIFTGATE CHARGES\*\***

RFP-014

Electronic locks

EXISTING DOOR =

Remove old lock, install new lock, bondo holes not used

\$50 material

6 HR x 75 = \$450<sup>00</sup>

DOOR 139 =

Adjust door prep for new hardware & install hardware

1 HR x 75 = \$75

**\$575.00 Total**