



**SHALLOTTE FIRE DEPARTMENT**

**SUTPHEN CUSTOM PUMPER  
SPEC/PROPOSAL**



## ABOUT YOUR NORTH CAROLINA SUTPHEN DEALER:

- FIRST CHOICE FIRE & SAFETY INC. WAS FOUNDED IN 1999 WITH A FOCUS IN APPARATUS SALES
- SINCE OUR INCEPTION WE HAVE EXPANDED TO BE A MULTIPLE APPARATUS LINE DEALER, EQUIPMENT SALES, CUSTOM VEHICLE UPFITS AND INSTALLS, PARTS SALES, AND A SERVICE DEPARTMENT WITH MULTIPLE LCOATIONS AND ON-ROAD SERVICE
- OUR SERVICE CENTERS:
  - DURHAM, NC
  - STATESVILLE, NC
  - WE ALSO HAVE ON-ROAD SERVICE WHICH HANDLES MOST WARRANTY OR ANY OTHER SERVICE FIXES.
- OUR SERVICE CENTERS ALSO BUILDS CUSTOM UPFITS FOR EMERGENCY SERVICE AGENCIES. WHICH INCLUDE UPGRADES TO CURRENT APPARATUS, CHIEF/SQUAD TRUCK BUILDS, POLICE VEHICLES, EMS VEHICLES, CUSTOM CABINERY/SHELVING AND ELECTRICAL COMPONENTS.

**THE FOLLOWING PAGES INCLUDE THE  
OFFICIAL PROPOSAL AND SUPPORTING  
DOCUMENTS.**



# SUTPHEN PROPOSAL

**TO THE:**  
Shallotte Fire Department

**DATE:** April 20<sup>th</sup>, 2025

We hereby propose and agree to furnish the following firefighting equipment upon your acceptance of this Proposal:

**One (1) Sutphen Heavy Duty Custom Pumper Complete and Delivered for the**

**Total Sum of ..... \$ 995,794.25**

The apparatus and equipment being purchased hereunder shall be completed within approximately 32-34 months after the Sutphen's receipt and approval of Purchaser's acceptance of this Proposal.

This Proposal shall be valid for thirty (30) days. If a Purchase Agreement or Purchase Order is not received by Sutphen within 30 days of the date of this Proposal, Sutphen reserves the right to extend, withdraw, or modify this Proposal, including pricing, delivery times, and prepayment discounts, as applicable.

Respectfully submitted,

*Alex Fantauzzi*

Alex Fantauzzi  
First Choice Fire & Safety Inc.  
Authorized Representative for Sutphen Corporation



## TERMS & CONDITIONS

**Changes to National Fire Protection Association (“NFPA”) 1900, Environmental Protection Agency (“EPA”) or changes legislated by Federal, State or Local Governments or changes in parts availability or vendor relationships that impact the cost to manufacture the truck may incur additional charges which shall be borne by the Purchaser. These may include but are not limited to changes that affect the major vendors of the fire apparatus industry such as pump manufacturers, seat manufacturers, electrical power supplies (generators) and powertrain (engine & transmission). Any such changes shall be documented on a change order executed by both Sutphen and Purchaser.**

Sutphen shall provide written notice to the Purchaser as soon as it reasonably believes any cost increase provision may be invoked. Sutphen shall provide, upon written request, documentation of such changes and increases.

Sutphen will use its reasonable best efforts to deliver the apparatus within the timeframe quoted herein, provided that such delivery date shall be automatically extended for delays beyond Sutphen’s control, including, without limitation, strikes, labor disputes, riots, civil unrest, pandemics, war or other military actions, sabotage, government regulations or controls, fire or other casualty, or inability to obtain materials or services. If such delay occurs, Sutphen shall give notice of delay to Purchaser. Purchaser shall not be entitled to any discount or reduction in price for such delay and Sutphen shall not be liable for any damages (compensatory, incidental, consequential or otherwise) related to such delay.

Final payment shall be made at the time of final inspection at the factory. Should payment be delayed, Sutphen reserves the right to charge interest at the rate of one and one-half percent (1.5%) per month, beginning on the day after payment is due.

Delivery, payment, and transfer of the Manufacturer’s Certificate of Origin (MCO) shall take place at Sutphen during final inspection, and upon payment in full in accordance with these terms. Sutphen reserves the right to withhold delivery of the MCO until payment in full is received. If Purchaser requires any third-party equipment mounting, the apparatus shall be moved to the third-party facility by the dealer or Purchaser for such mounting. Such third-party work shall not delay or offset payment to Sutphen. The apparatus shall be tested per NFPA #1900 at Sutphen’s manufacturing facility. Purchaser agrees that the apparatus and equipment being purchased hereunder shall not be driven or used in any manner until it is paid for in full. In the event there are any shortages or omissions with the apparatus at time of completion, Purchaser may withhold a sum equivalent to the price of any such shortages as determined by Sutphen.

In the case of any default in payment hereunder or in the payment on any notes, negotiable paper, obligations or other instruments issued by Purchaser, Sutphen may take full possession of the apparatus and equipment or of the piece or pieces upon which default has been made, and any payments that have been made theretofore shall be applied as rent in full for the use of the apparatus and equipment up to the date of taking possession by Sutphen.

Sutphen warrants to Purchaser that all goods and services furnished hereunder will conform in all respects to the terms of this order, including any applicable change orders, drawings, specifications, or standards incorporated herein, and/or defects in materials, workmanship, and free from such defects in design. In addition, Sutphen warrants that the goods and services are suitable for and will perform in accordance with the purposes for which they were intended, for a period of one year from the Warranty Registration Date, unless an extended warranty is purchased.

The purchase price provided for herein does not include any federal, state or local sales tax, duties, imposts, revenues, excise or other taxes which may hereafter be imposed by governmental authority or otherwise and which are made applicable to the apparatus or equipment covered by this Proposal. In the event that any such taxes are subsequently imposed and become applicable, the purchase price herein shall be increased by the amount of such taxes and such sum shall be immediately paid by Purchaser to Sutphen. To the extent applicable, the prices and deliveries set forth herein are subject to the Defense Production Act.

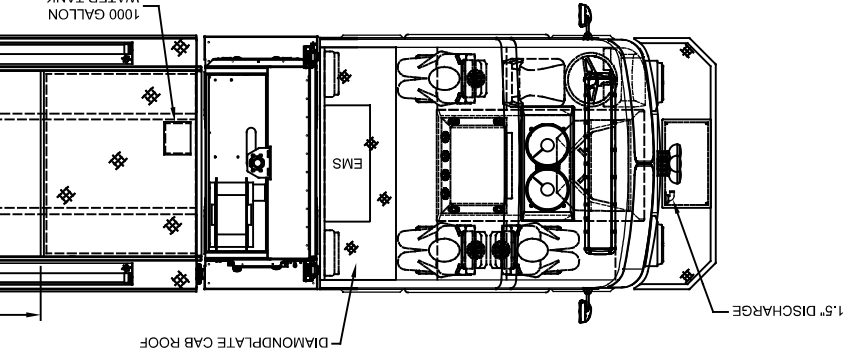
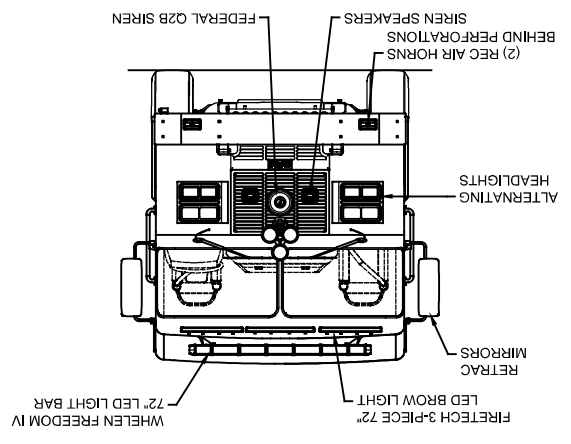
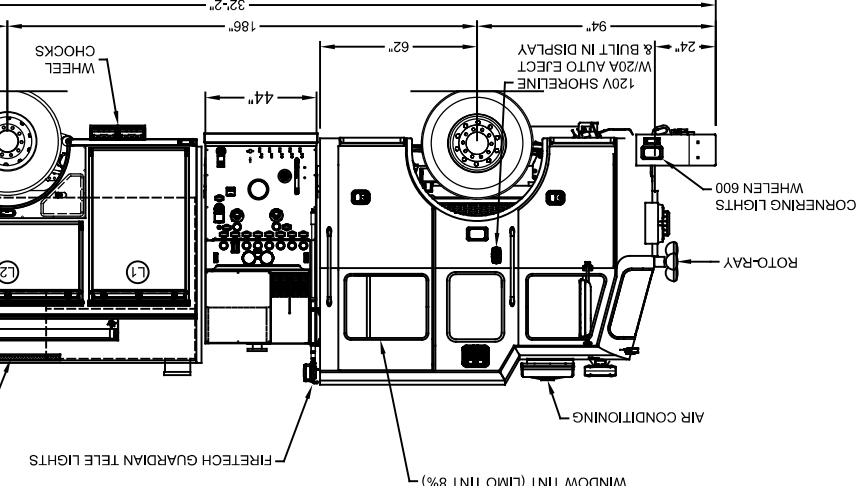
Sutphen shall provide insurance insuring the apparatus and equipment against loss by fire, theft, or collision and insuring against property damage and personal injury through the completion of the apparatus and transfer of the Manufacturer’s Certificate of Origin.

After the execution of this Agreement, Purchaser shall have no right to terminate the Agreement. Sutphen may, in its absolute and sole discretion, accept Purchaser’s request to terminate the Agreement. In the event Sutphen accepts Purchaser’s request to terminate the Agreement, Sutphen may charge a cancellation fee. The following charge schedule based on costs incurred may be applied, at Sutphen’s sole discretion: (a) 10% after order is accepted by Sutphen; (b) 30% of the Purchase Price after production has commenced. The cancellation fee may increase accordingly as costs are incurred as the order progresses through engineering and into manufacturing.

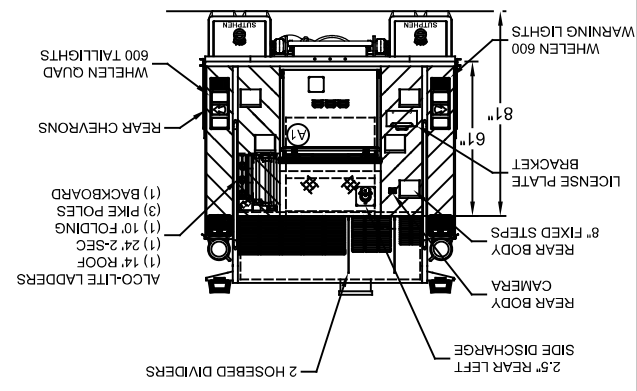
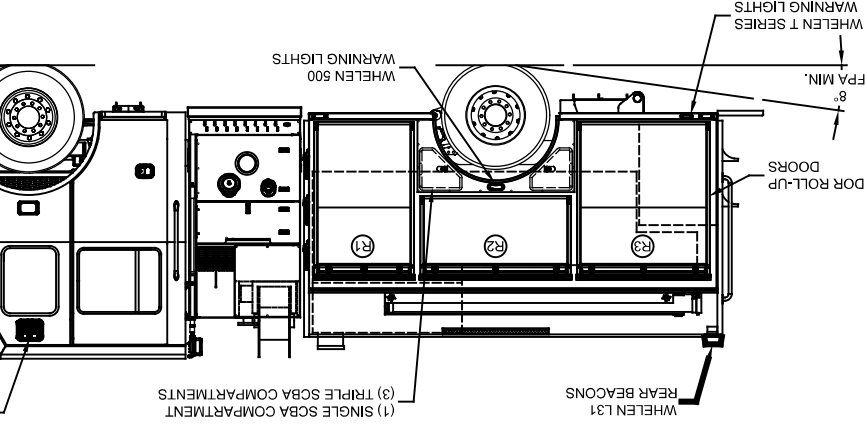
These Terms and Conditions (“T&C”) contained in the Proposal provided herein take precedence over all previous negotiations, oral or written, and no representations or warranties are applicable except as specifically contained in these or in any subsequently signed agreement between the Parties. No waiver of any of the provisions of these T&C shall be deemed a waiver of any other provision, whether similar, nor shall any waiver constitute a continuing waiver. If a Purchase Order is issued, this Proposal, including the Terms and Conditions contained herein, shall supersede the terms in the Purchase Order where terms may be inconsistent.

This Proposal shall be governed and controlled as to interpretation, enforcement, validity, construction, effect and in all other respects by the laws, statutes, and decisions of the State of Ohio. Exclusive jurisdiction and venue for any litigation at all related to this in the Franklin County Court of Common Pleas, Columbus, Ohio, and the parties hereto consent and submit to the general jurisdiction of this court. All of these T&C shall be binding upon and inure to the benefit of and be enforceable by Sutphen, Purchaser, their successors and assigns.

DATE: _____			APPROXIMATE AND ARE SUBJECT TO MINOR DIMENSIONS SHOWN ON THIS DRAWING ARE APPROXIMATE AND ARE SUBJECT TO MINOR DEVIATIONS DURING CONSTRUCTION.		
TITLE: _____			SUTPHEN SPECIFICATIONS AND DRAWING, THE SUTPHEN SPECIFICATIONS SHALL PREVAIL.		
NAME: _____			DRAWING IS FOR REFERENCE ONLY, SOME ITEMS PROPOSED MAY NOT BE SHOWN OR NOTED.		
REV. _____			CUSTOMER APPROVAL		
DESCRIPTION	BY	DATE	REV.	DESCRIPTION	DATE



COMP	DOORS	OPENING DIMENSIONS	INSIDE DIMENSIONS	VOLUME
REAR STEP COMPARTMENT				
A1	ROLL-UP	37.5" W X 30.8" H	40" W X 40" H X 31" D	28.7 CU. FT.
R3	ROLL-UP	50.5" W X 52.4" H	53.4" W X 66" H X 27.3" D	38.6 CU. FT.
R2	ROLL-UP	57.5" W X 28.2" H	61.8" W X 38.8" H X 10.5" D	13.8 CU. FT.
R1	ROLL-UP	50.5" W X 55.4" H	56.1" W X 66" H X 27.3" D	40.5 CU. FT.
RIGHT SIDE COMPARTMENTS				
L3	ROLL-UP	50.5" W X 55.4" H	53.4" W X 66" H X 27.3" D	50.5 CU. FT.
L2	ROLL-UP	57.5" W X 28.2" H	61.8" W X 38.8" H X 10.5" D	29.8 CU. FT.
L1	ROLL-UP	50.5" W X 55.4" H	56.1" W X 66" H X 27.3" D	53.1 CU. FT.
LEFT SIDE COMPARTMENTS				
TOTAL: 254.9 CU. FT.				



All items in the custom pumper spec match Shallotte Fire Dept. recent Sutphen pumper delivered (HS-7566). However, a few items were changed/upgraded based on conversations with the department at final inspection for HS-7566 and based on new Sutphen standard options. Below is a list of those items that can be found in the spec that were changed compared when compared to the spec of HS-7566.

- Front axle changed from a 19k to a 20k. Sutphen no longer allows 19k front axles on builds. This will also help with ride quality.
- Front tires changed from 315s to 385s. This is due to the slightly larger front axle. This will also help with ride quality.
- Changed from Cummins L9 engine to a Cummins X10 MHD engine. Cummins no longer offers the L9. The X10 MHD is the equivalent of the L9 and will have slightly higher HP and torque.
- Alternator size changed from a 270amp to 320 amp. This will help maintain battery charge with added 12v lighting and 12v accessories.
- Added window tinting
- Headlight housing strip light (located between headlights and warning/turn signal lights) is a clear day/nighttime running light on current pumper. This strip light was changed to be the turn signal. This allows for the standard turn signal that is on the current pumper to be an additional warning light on this spec.
- Added a back-up camera and camera monitor in cab. NFPA now requires this feature.
- Changed body to a Custom Body build. HS-7566 was a Sutphen G2 program body. This body has more heavy-duty extrusions/framing when compared to a program body.
  - A Custom Body also allows for additional customization that is not currently in the spec. Such as a lower a hose bed, taller or deeper body compartments and/or custom configurable body layout.
- Wheel well compartment storage changed from single bottle storage to triple bottle storage. This will allow for additional SCBA bottle storage AND/OR extinguisher storage in the wheel wells.

- Scene lighting:
  - Changed all scene lighting to Firetech Hi-Viz brand. This brand of light provides more light output than current lights on Shallotte pumper. This brand also comes with a lifetime warranty.
  - Brow light changed to the full length Firetech Hi-Viz brow bar. Allowing for more light output and additional lighting mode features
  - Added 42” mini brow bars on each side of the body. Mounted above the L2/R2 compartments respectively. Current pumper do not have any side body mounted scene lighting



**Sutphen**  
**Component Report**  
 Dealership: First Choice Fire and Safety

**HS- Shallotte Fire Department, North Carolina**  
**Customized Pumper**

Order#: DQ018913-1  
 Contact: Paul Dunwell  
 Position: Fire Chief  
 Phone: 910-754-6262  
 Mobile:  
 Email:

Bill To	Ship To
<b>Customer: Shallotte Fire Department</b> <b>Contact:</b> Paul Dunwell, Fire Chief <b>Address:</b> 125 Wall Street Shallotte, North Carolina 28470	<b>Customer: Shallotte Fire Department</b> <b>Contact:</b> Paul Dunwell, Fire Chief <b>Address:</b> 125 Wall Street Shallotte, North Carolina 28470

Comments
<b>Project Manager:</b> <b>Sales Person:</b> Alex Fantauzzi <b>Revision Level:</b> Proposal <b>Truck Type:</b> Custom Pumper <b>Body Facility:</b> Urbana

**Quote Line Number 2**

Line	Item #	Qty	Item Description/Comments
1	Urbana	1	Facility = Urbana
2		1	**ENG Truck Series = Customized
3		1	**ENG Pump Module Series = Program Module
4		1	**ENG Electrical System = Point-to-Point
5	Sourcewell	1	Cooperative Purchasing =Sourcewell
6	10000225	1	STD WIRING SCHEMATIC (USB)
7	10001200	1	MAXIMUM APPARATUS HEIGHT = 10' 7"
8	10001220	1	MAXIMUM APPARATUS LENGTH = 33' 6"
9	10310100	1	CHASSIS
<b>CHASSIS</b>			
10	10010006	1	CHASSIS, CUSTOM
11		1	**ENG Modified Wheelbase
12	51070186	1	Wheelbase = 186

Line	Item #	Qty	Item Description/Comments
13		1	**ENG Wheelbase Note = Wheelbases and component designs may be subject to change pending finalized designs from Cummins on 2027 EPA compliant aftertreatment systems.
14		1	**ENG PTA Number = TBD
15	25010100	1	FRAME, 10" DOUBLE RAILS, SINGLE AXLE (50K PSI)
16	45040100	1	FRONT BUMPER CLIP
17	45010001	1	FRONT TOW EYES, BELOW BUMPER, PAINTED
18	46010000	1	REAR TOW EYES, PAINTED
19	40010250	1	STEERING - ROSS TAS-85
20	40010500	1	STEERING GEAR WARRANTY, ROSS, 1-YEAR
21	22010000	1	DRIVE LINE, SPICER, 1710 SERIES
22		1	**CLAR NOTES, wheelbase to match HS-7566
23	23015010	1	ENGINE, CUMMINS X10 MHD 450HP DOC-DPF-DEF-SCR OBD
24	23029200	1	ENGINE WARRANTY, 5 YEAR, 100,000 MILES FOR CUMMINS (X SERIES)
25	23029400	1	AFTERTREATMENT WARRANTY, 5 YEAR, 100,000 MILES FOR CUMMINS (X SERIES)
26	23030006	1	AIR INTAKE/EMBER SEPARATOR
27	23031176	1	FUEL FILTER/WATER SEPARATOR, PRIMARY, FLEETGUARD FUEL PRO FH230
28	23031220	1	FUEL FILTER, SECONDARY, FLEETGUARD, FF5825NN
29	47012510	1	TRANSMISSION, ALLISON GEN 6, EVS3000 (L9, X10MHD)
30	47020100	1	TRANSMISSION WARRANTY, ALLISON, 5 YEARS
31	23110000	1	JACOBS ENGINE BRAKE
32	47024050	1	TRANSMISSION COOLER
33	47030000	1	ALLISON TOUCH PAD SHIFTER
34	47030130	1	SHIFTER PAD GEARING, 5 GEARS OPEN, 6TH GEAR VIA MODE BUTTON
35	21021200	1	COOLING SYSTEM
36	21030195	1	COOLANT FILTER
37	21030000	1	FAN CLUTCH
38	21030200	1	RADIATOR COOLANT RECOVERY, PRESSURIZED SYST


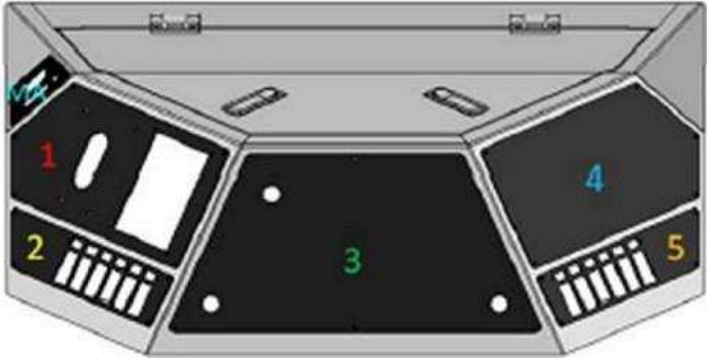
Line	Item #	Qty	Item Description/Comments
39	26010000	1	FUEL TANK, STEEL, 65 GALLON
40	26030000	1	FUEL FILL
41	26030100	1	FUEL COOLER
42	24040000	1	DIESEL EXHAUST FLUID TANK
43		1	**ENG DEF Access = Fixed Panel, Tilt Cab for DEF Access.
44	13010205	1	ALTERNATOR, LEECE NEVILLE 320 AMP 4915PA
45	13030100	1	LOW VOLTAGE ALARM, FLOYD BELL TXB-V86-515-QF
46	15010500	1	BATTERIES, INTERSTATE TYPE 31 MHD (4)
47	15031700	1	BATTERY JUMPER TERMINALS
48	15031510	1	BATTERY CHARGER, KUSSMAUL CHIEF 4012
49		1	**ENG Battery Charger Note: Chassis Division to provide/install battery charger & Auto Eject (if applicable)
50	15030465	1	120V SHORELINE INLET, KUSSMAUL SUPER 20 AUTO EJECT W/ OLED DISPLAY 091-55-266-XX
51		1	**ENG Shoreline Inlet Location = Driver's side of Cab, standard location.
52		1	**ENG Shoreline Cover Color = Yellow.
53	15040100	2	120V OUTLET WIRED TO SHORELINE INLET - EA (2)
54		1	**ENG NEMA Number = 5-20 House Plug Duplex.
55		1	**ENG Outlet Locations = - (1) in EMS Cabinet, Back wall, top left side of compartment -(1) officer Dash
56	14022120	1	FRONT AXLE, HENDRICKSON STEERTEK NXT 20,000 LB.
57	14030120	1	FRONT AXLE WARRANTY, HENDRICKSON, 5 YEARS
58	41022120	1	FRONT SUSPENSION, HENDRICKSON 20,000 LBS. (4) 56" LEAFS
59	41030035	1	FRONT SUSPENSION WARRANTY, HENDRICKSON, 3 YEARS (PAIRED W/HENDRICKSON REAR SUSPENSION)
60	41040510	1	STEER ASSIST
61	43010306	1	FRONT TIRES, GOODYEAR 385/65R22.5 LRJ ARMOR MAX PRO 22.5 x 12.25 WHEELS
62	14510530	1	REAR AXLE, MERITOR RS-26-185 27,000 LB.
63	14530010	1	REAR AXLE WARRANTY, MERITOR, 3 YEARS
64	14530100	1	TOP SPEED, 68 MPH

Line	Item #	Qty	Item Description/Comments
65	42010015	1	REAR SUSPENSION, HENDRICKSON FIREMAAX 27,000 LBS. AIR RIDE
66	42030035	1	REAR SUSPENSION WARRANTY, HENDRICKSON, 3 YEARS (PAIRED W/HENDRICKSON FRONT SUSPENSION)
67	44010308	1	REAR TIRES, GOODYEAR 12R22.5 X 8.25 LRH ENDURANCE RSA HIGHWAY 24,000 - 27,000 GVWR
68		1	**CLAR NOTES, Rear Axle Gear Ratio = 5.38:1 match hs-7566
69	42910200	1	TIRE PRESSURE MONITOR, REAL WHEELS, LED
70	44210000	1	WHEELS, STEEL (max 27K rear)
71		1	**ENG Color of Steel Wheels = Red
72	44230210	1	BALANCE STEEL WHEELS, SINGLE AXLE
73	44270100	1	HUB COVERS, FRONT & REAR, POLISHED STS (Single Axle)
74	44270300	1	CHROME LUG NUT CAPS, FRONT & REAR (Single Axle)
75	44271100	1	MUD FLAPS, FRONT (PAIR)
76	44271200	1	MUD FLAPS, REAR (PAIR)
77	16010255	1	BRAKES STEERTEK DISC PLUS EX225 FRONT, SCAM 7" REAR (SINGLE AXLE)
78	18010041	1	AIR BRAKE SYSTEM 4 TANKS WABCO 1200 DRYER (24K, 27K)
79	18015000	1	WABCO ABS BRAKING SYSTEM WARRANTY, 3 YEARS /300,000 MILES
80	18030010	1	AIR BRAKE RELEASE VALVE, WABCO
81	18030110	1	AIR OUTLET CONNECTION
82		1	**ENG Cab Air Outlet Location = Left hand side of drivers step well, below air inlet. Match HS-7566
83	18030140	1	AIR INLET CONNECTION W/CHECK VALVE
84		1	**ENG Standard Air Inlet Location = Left hand side of Driver's step well.
85	18035110	1	AIR COMPRESSOR, KUSSMAUL AUTO PUMP AC, 100PSI
86	18036105	1	TIMER, KUSSMAUL AUTO PUMP
87	18210000	1	ELEC STABILITY CONTROL SYST
88	18110050	1	WABCO 4 CHANNEL ANTI-LOCK BRAKES W/ASR (24K, 27K)
89	53510000	1	COMPRESSION FITTINGS ON AIR SYSTEM (CHASSIS)
90	54010000	1	MISCELLANEOUS ITEMS ON CHASSIS

Line	Item #	Qty	Item Description/Comments
91	54010020	1	DATA, SAFETY & WARNING TAGS APPLICATION, SCREW-ON
92	10310110	1	CAB
<b>CAB</b>			
93	11023292	1	CAB TSAL4K 62" 10" RR 1/2
94	11030025	1	CAB CERTIFICATION - STRUCTURAL INTEGRITY
95	11030950	1	CAB LOCKDOWN LATCHES
96	11031025	1	CAB TILT SYSTEM, AIR CONTROL VALVE
97	11031030	1	CAB TILT CONTROL LOCATION, OFFICER'S SIDE PUMP PANEL
98	11031100	1	MANUAL BACK-UP TILT SYSTEM
99	11031350	1	CAB DOORS, FULL LENGTH (4)
100	11031385	1	CAB STEPS, LOWER GRIP STRUT, INTERMEDIATE DIAMONDPLATE
101	11031399	1	CAB STEP LIGHTING, TECNIQ E45 LED STRIP LIGHTS
102	11031419	1	CAB DOOR WINDOWS, MANUAL (4)
103	11031401	1	CAB SIDE WINDOWS, FIXED, BOTH SIDES
104	11031460	1	NO WINDOWS, BACK WALL OF CAB
105	11031465	1	WINDOW TINTING (LIMO TINT 8%) - EACH (4)
106	52010010	1	ELECTRIC INTERMITTENT WIPERS
107	52030100	1	DEACTIVATE WINDSHIELD WIPERS WITH PARKING BRAKE ENGAGED
108		1	**ENG Override Switch to Re-Engage Wipers? = To Be Determined @ PreCon.
109	52030200	1	WINDSHIELD WASHER RESERVOIR
110	38010310	1	MIRRORS RETRAC DUAL-VISION REMOTE
111	11024405	1	UPPER GRILLE, LEVEL STYLE FACADE (X SERIES)
112	11024510	1	FLAMING "S" LOGO, UPPER GRILLE, ILLUMINATED
113		1	**ENG LED backlight color for upper grille = Red
114	11024605	1	LOWER GRILLE, POLISHED STAINLESS (X SERIES)
115	20012220	1	BUMPER, 24" FORMED STEEL CHANNEL, PAINTED
116		1	**ENG Siren Speaker Perforations = No Speaker Perforations in Bumper.

Line	Item #	Qty	Item Description/Comments
117	20029810	1	BUMPER SIDES, PAINTED STEEL, FLAT (12"-24" EXTENSION)
118	20029910	1	BUMPER ANGLES, PAINTED STEEL, FLAT (12-30" EXTENSION)
119	20040200	1	STORAGE WELL, CENTER ONLY (24" BUMPER)
120	20040295	1	SPECIAL Storage Well Cover Cover for bumper, treadplate, Flat
121		1	**CLAR NOTES, Cover for bumper, treadplate, Flat. Match HS-7566
122	20030500	1	NO CUT-OUT IN STORAGE WELL COVER
123	20030600	1	BUMPER TROUGH LIGHTING, TECNIQ E44 LED LIGHT STRIP
124	12010410	1	AIR HORNS, DUAL, HADLEY H02101A RECTANGULAR, THRU BUMPER
125		1	**ENG Air Horns Location: Outboard, (1) each side.
126	12030305	1	FOOT SWITCH, DRIVER'S SIDE
127	12030310	1	FOOT SWITCH, OFFICER'S SIDE
128	12510110	1	ELEC SIREN, WHELEN 295HFS2, REMOTE FLUSH MOUNT
129	12530350	1	MOMENTARY SWITCH ON DASH, OFFICER'S SIDE, FOR ELEC SIREN
130	12620202	1	SIREN SPEAKER, 100W, WHELEN, SA314B, BLACK FINISH (PAIR)
131	12670110	1	SIREN SPEAKER(S) INSTALLED BEHIND CAB GRILLE
132	12710100	1	SIREN, FEDERAL Q2B, GRILLE MOUNT
133		1	**ENG Q2B Wiring = Wired to Emergency Master then shed with parking brake on.
134	12730305	1	FOOT SWITCH, DRIVER'S SIDE, FOR MECH SIREN
135	12730310	1	FOOT SWITCH, OFFICER'S SIDE, FOR MECH SIREN
136	12730363	1	SIREN BRAKE SWITCH FOR MECH SIREN, DRIVER'S & OFFICER'S SIDE
137		1	**ENG Siren Brake Switch for Driver in Lower Console Position 2.
138		1	**ENG Siren Brake Switch for Officer in Lower Console Position 5.
139	32520620	1	HEADLIGHTS, LED, FIRETECH FT-4X6, COMBO STS HOUSINGS
140		1	**ENG Headlight Interior Finish = Chrome.
141	32530500	1	ALTERNATING FLASHER FOR HEADLIGHT
142	48028888	1	SPECIAL Turn Signals STRIP LIGHT TURN SIGNALS

Line	Item #	Qty	Item Description/Comments
143		1	**CLAR NOTES, THE CLEARANCE LIGHTS IN THE HEADLIGHT HOUSINGS SHALL BE REPLACED WITH A TURN SIGNAL STRIP LIGHT AND THE STANDARD TURN SIGNALS WILL BE REPLACED WITH WARNING LIGHTS.  MATCH HS-7884
144	32530754	1	ICC, LED BROW LIGHT INTEGRATED MARKERS
145	27022120	1	HANDRAILS, CAB EXTERIOR, KNURLED STAINLESS STEEL (4) SIDE
146	27025000	1	HANDRAILS, CAB INTERIOR, BLACK RUBBER COATED (2) FRONT ENTRY
147	27030110	1	HANDRAILS, REAR CAB INTERIOR DOOR, KNURLED STS AT WINDOW (2) ONLY
148	27040110	1	INTERIOR DOOR, NYLON STRAP (FRONT CAB DOORS)
149	11035451	1	REAR EXTERIOR WALL EDGES, TREADPLATE 12" WIDE
150	11035420	1	DIAMONDPLATE CAB ROOF 30" x FULL WIDTH
151	11088888	1	SPECIAL ITEM, 1" WRAP ON TREADPLATE BACKWALL
152		1	**CLAR NOTES, THE REAR CAB EXTERIOR WALL 12" WIDE TREADPLATE SHALL HAVE A 1" WRAP AROUND THE CORNER OF THE CAB TO MATCH HS-7566
153	31010287	1	INTERIOR, MULTISPEC GRAY SPECKLE PAINT W/GRAY-BLACK DURAWEAR
154	11032929	1	DOOR PANEL, FULL STS
155	31010290	1	CAB INTERIOR FLOOR COVERING, GRAY RUBBERIZED
156	22510100	1	ENGINE ENCLOSURE, FULL LENGTH
157	22510531	1	ENGINE ENCLOSURE COVERING, SCORPION GRAY URETHANE BLEND
158	11031680	1	CENTER CONSOLE W/MAP BOOK STORAGE, TOP OF ENGINE ENCLOSURE
159	22610050	1	ENGINE HOOD LIGHT, LED (1)
160	11031512	1	COMPUTER TRAY IN LIEU OF GLOVE BOX
161	11031710	1	UPPER CREW DOOR AREA, SMOOTH PANEL
162	29810100	1	CHASSIS ELECTRICAL DESCRIPTION
163	30010130	1	INSTRUMENTATION, AMETEK W/ CENTER & OVERHEAD CONSOLES

Line	Item #	Qty	Item Description/Comments
			<p>Upper Command Console:</p>  <p>The image shows a top-down view of a curved, black overhead console. It features seven numbered sections: #1 (a row of seven indicator lights), #2 (a red button), #3 (a yellow button), #4 (a green button with two indicator lights), #5 (a yellow button), #6 (a red button), and #7 (a purple button).</p>
164		1	<b>**ENG Overhead Console Panel's Finish: Black Wrinkle.</b>
165		1	<p><b>**ENG Overhead Console Position 1 Match HS-7566</b></p> <p><b>**ENG Overhead Console Position 1 Switches:</b></p> <p>#1 Master Emergency  #2 Brow  #3 Left Scene  #4 Left Tele  #5 Right Scene  #6 Right Tele  #7 Rear Scene  #8 Blank  #9 Blank  #10 Roto-Ray</p>
166		1	<b>**ENG Overhead Console Position 3 -HVAC controls.</b>
167		1	<p><b>**ENG Overhead Console Position 4 Match HS-7566</b></p> <p>Door Open Indicators, Seat Belt Monitor, Air Horn Lanyard, Do Not Move Disengage Button</p>
168	30010508	1	<b>LOWER COMMAND CONSOLE, X10</b>
			 <p>The image shows a perspective view of a gray, angular lower command console. It has five numbered sections: #1 (a red button), #2 (a yellow button), #3 (a green button), #4 (a blue button), and #5 (a yellow button). There are also several indicator lights and a central display area.</p>
169		1	<b>**ENG Lower Command Console Finish: Gray Urethane.</b>
170		1	<b>**ENG Lower Console Panel's Finish: Black Wrinkle.</b>
171		1	<b>**ENG Lower Console Position 1 Pump and Transmission Shifters</b>
172		1	<p><b>**ENG Lower Console Position 2 #1 Jake Brake on/off</b></p> <p><b>#2 Jake Brake hi/med/low</b></p>

Line	Item #	Qty	Item Description/Comments
			#3 High Idle #4 Blank #5 Siren Brake #6 Blank #7 Blank
173		1	**ENG Lower Console Position 3 Park Brake, Siren Head mounted low
174		1	**ENG Lower Console Position 5 #1 Master Emergency #2 Electrical Siren #3 Siren Brake #4 Blank #5 Blank #6 Blank #7 Blank
175	30010710	1	CAB PUMP SHIFTER, AIR (FOR HALE G-SERIES PUMP TRANSMISSION)
176	30011000	1	PUMP INTERLOCK, NOT CONNECTED WITH ODOMETER
177	30031610	1	DO NOT MOVE LIGHT, WHELEN TIR3 LED
178		1	**ENG Details for Door Ajar Light = RED WITH CLEAR LENSE
179		1	**ENG Door Ajar Light Location = Centered below upper command console.
180	30031650	1	DO NOT MOVE ALARM
181	30031675	1	DO NOT MOVE DISENGAGE BUTTON
182		1	**ENG Door Ajar / Door Not Move Disengage Button Location = Upper 4
183	29930200	1	MAPBOOK SLOT ON BREAKER PANEL
184	29910100	1	PROGRAMMABLE LOAD MANAGER, CLASS-1 SUPERNODE II
185	30031100	1	HIGH IDLE SWITCH
186	11040000	1	CAB ACCESSORY FUSE PANEL
187	84541540	1	POWER & GROUND STUDS, UPPER COMMAND CONSOLE
188		1	**ENG Requirements (AMPS) for Power/Ground Studs in Upper Command Console: (1) 12-volt 60-amp, direct to the battery ignition off. (1) 12-volt 30-amp switched battery first position on ignition switch. (1) 12-volt 30-amp ignition power second position on ignition switch. (1) 12-volt 125-amp ground.
189	84541545	1	POWER & GROUND STUDS, LOWER COMMAND CONSOLE
190		1	**ENG Requirements (AMPS) for Power/Ground Studs in Lower Command Console: (1) 12-volt 60-amp, direct to the battery. (1) 12-volt 30-amp controlled by the ignition switch. (1) 12-volt 125-amp ground.
191	30110000	1	VEHICLE DATA RECORDER, AKRON/WELDON

Line	Item #	Qty	Item Description/Comments
192	33510030	1	INTERIOR CAB LIGHTS, WHELEN 6" ROUND RED/CLEAR LED (2)
193	34010030	1	INTERIOR CREW LIGHTS, WHELEN 6" ROUND RED/CLEAR LED (2)
194	28010750	1	DEFROSTER, HEATER & A/C, SEVERE CLIMATE (TM-31)
195	28020500	1	AIR CONDITIONING WARRANTY, 1 YEAR
196	28030500	1	DEFROSTER DUCTWORK, ENTIRE WINDSHIELD
197	11031687	1	TOP HEAT/AC STORAGE, TOOL MOUNTING PLATE, 25" x 19.5"
198	38510104	1	DRIVER'S SEAT, BOSTROM SIERRA HIGH BACK AIR RIDE ABTS (DURAWEAR PLUS, LOW SEAM)
199	38340110	1	PRIMARY SEAT POSITION
200	38350100	1	SEAT BELT CONFIGURATION, PULL FROM LEFT SHOULDER TO BUCKLE AT RIGHT HIP
201	38320000	1	HELMET STORED IN COMPARTMENT
202	39090015	1	OFFICER'S SEAT, BOSTROM TANKER 350, ABTS SCBA (DURAWEAR PLUS, LOW SEAM)
203	38340110	1	PRIMARY SEAT POSITION
204	38350200	1	SEAT BELT CONFIGURATION, PULL FROM RIGHT SHOULDER TO BUCKLE AT LEFT HIP
205	39030010	1	OFFICER'S SEAT COMPT, OPEN FRONT
206	38320000	1	HELMET STORED IN COMPARTMENT
207	39521111	1	CREW SEAT 1, BOSTROM TANKER 350, ABTS SCBA (DURAWEAR PLUS, LOW SEAM)
208	38340110	1	PRIMARY SEAT POSITION
209	38350200	1	SEAT BELT CONFIGURATION, PULL FROM RIGHT SHOULDER TO BUCKLE AT LEFT HIP
210	38320000	1	HELMET STORED IN COMPARTMENT
211	39521112	1	CREW SEAT 2, BOSTROM TANKER 350, ABTS SCBA (DURAWEAR PLUS, LOW SEAM)
212	38340110	1	PRIMARY SEAT POSITION
213	38350100	1	SEAT BELT CONFIGURATION, PULL FROM LEFT SHOULDER TO BUCKLE AT RIGHT HIP
214	38320000	1	HELMET STORED IN COMPARTMENT
215	11031828	1	EMS CABINET, FORWARD FACING, DOUBLE ON CREW SEAT RISER, 53" TALL (RAISED ROOF ONLY)
216	11032250	1	INTERIOR ACCESS, ROLL-UP DOOR, AMDOR
217	11032450	1	COMPT DOOR LOCK - NOT PROVIDED

Line	Item #	Qty	Item Description/Comments
218	11032313	1	ADJUSTABLE SHELVES, EMS COMPT (3)
219	39530405	1	CREW SEAT 5, FLIP UP JUMP SEAT (DURAWEAR PLUS, LOW SEAM)
220	38340120	1	SECONDARY SEAT POSITION
221	38350100	1	SEAT BELT CONFIGURATION, PULL FROM LEFT SHOULDER TO BUCKLE AT RIGHT HIP
222	38320000	1	HELMET STORED IN COMPARTMENT
223	39530406	1	CREW SEAT 6, FLIP UP JUMP SEAT (DURAWEAR PLUS, LOW SEAM)
224	38340120	1	SECONDARY SEAT POSITION
225	38350200	1	SEAT BELT CONFIGURATION, PULL FROM RIGHT SHOULDER TO BUCKLE AT LEFT HIP
226	38320000	1	HELMET STORED IN COMPARTMENT
227	39550100	1	SEAT COLOR, GRAY
228	39610105	3	SCBA BRACKETS, ZIAMATIC, LOAD & LOCK (3)
229	38410000	1	SEAT BELT WARNING SYSTEM, AKRON / WELDON
230	39710000	1	DOUBLE CREW SEAT COMPT, SIDE DOORS
231	84561315	1	CAMERA SYSTEM, BRIGADE, SINGLE HD CAMERA (WIRED)
232		1	**ENG Camera Mounting Location Rear of Body, Centered as Possible
233		1	**ENG Camera Monitor Mounting Location Overhead Command Console Position 2.
234	10310200	1	PUMP & PLUMBING
<b>PUMP &amp; PLUMBING</b>			
235	60090000	1	PUMP, HALE QMAX-1500 GPM SINGLE STAGE
236	60025000	1	GEARBOX, HALE, G-SERIES, REAR MOUNTED
237	60025950	1	PUMP GEARBOX YOKE, 1710
238	60026000	1	PUMP PACKING, HALE
239	60031005	1	ALLOY ANODES, HALE (2)
240	60035123	1	PUMP TEST, THIRD PARTY TESTING
241	61510000	1	AUXILIARY COOLER (HEAT EXCHANGER)
242	62010002	1	STAINLESS STEEL PIPING
243	66090010	1	3" TANK-TO-PUMP W/CHECK VALVE

Line	Item #	Qty	Item Description/Comments
244	61729120	1	VALVE, AKRON, HEAVY DUTY
245	61770900	1	ACTUATOR, VALVE, PUSH/PULL, CLASS 1
246	73090001	1	TANK FILL 2"
247	61729120	1	VALVE, AKRON, HEAVY DUTY
248	61770900	1	ACTUATOR, VALVE, PUSH/PULL, CLASS 1
249	61090012	1	PRESSURE GOVERNOR, FIRE RESEARCH, PUMP BOSS MAX
250	61290020	1	INTAKE PRESSURE CONTROL, TFT A1860
251	63021500	1	6" MAIN SUCTION, LEFT SIDE
252	65090000	1	2.5" LEFT SIDE INLET
253	61729120	1	VALVE, AKRON, HEAVY DUTY
254	61770905	1	ACTUATOR, VALVE, SWING CONTROL
255	60036010	1	THREADS, NST
256	63025500	1	6" MAIN SUCTION, RIGHT SIDE
257	70525900	1	2.5" DISCHARGE, LEFT - POSITION 1
258	61729120	1	VALVE, AKRON, HEAVY DUTY
259	61770915	1	ACTUATOR, VALVE, PUSH/PULL, CLASS 1 W/ RACK & SECTOR
260	77090000	1	GAUGE, DISCH, CLASS 1 2.5"
261	61810150	1	DISCHARGE TERMINATION, 30 DEGREE ELBOW
262	60036010	1	THREADS, NST
263	70525900	1	2.5" DISCHARGE, LEFT - POSITION 2
264	61729120	1	VALVE, AKRON, HEAVY DUTY
265	61770915	1	ACTUATOR, VALVE, PUSH/PULL, CLASS 1 W/ RACK & SECTOR
266	77090000	1	GAUGE, DISCH, CLASS 1 2.5"
267	61810150	1	DISCHARGE TERMINATION, 30 DEGREE ELBOW
268	60036010	1	THREADS, NST
269	71025905	1	3" DISCHARGE, RIGHT - POSITION 3

Line	Item #	Qty	Item Description/Comments
270	61729160	1	VALVE, AKRON, SLOW CLOSE
271	61770900	1	ACTUATOR, VALVE, PUSH/PULL, CLASS 1
272	77090000	1	GAUGE, DISCH, CLASS 1 2.5"
273	61810160	1	DISCHARGE TERMINATION, STRAIGHT
274	60036010	1	THREADS, NST
275	61840267	1	ADAPTER, 3" NST FE X 5" STORZ, 30-DEGREE W/CAP & CHAIN, TFT
276	71025900	1	2.5" DISCHARGE, RIGHT - POSITION 4
277	61729120	1	VALVE, AKRON, HEAVY DUTY
278	61770900	1	ACTUATOR, VALVE, PUSH/PULL, CLASS 1
279	77090000	1	GAUGE, DISCH, CLASS 1 2.5"
280	61810150	1	DISCHARGE TERMINATION, 30 DEGREE ELBOW
281	60036010	1	THREADS, NST
282		1	**CLAR NOTES, POSTION 3 DISCHARGE CLARIFICATION TO MATCH HS-7566: AH3ST-NL (1) AX 10047681, A01ST (1) AX 10035503
283	71590000	1	DISCHARGE, 2.5" LEFT REAR
284	61729120	1	VALVE, AKRON, HEAVY DUTY
285	61770900	1	ACTUATOR, VALVE, PUSH/PULL, CLASS 1
286	77090000	1	GAUGE, DISCH, CLASS 1 2.5"
287	61810160	1	DISCHARGE TERMINATION, STRAIGHT
288	60036010	1	THREADS, NST
289	72290000	1	DISCHARGE 1.5" TO FRONT BUMPER, 2" PLUMBING
290	61729120	1	VALVE, AKRON, HEAVY DUTY
291	61770900	1	ACTUATOR, VALVE, PUSH/PULL, CLASS 1
292	77090000	1	GAUGE, DISCH, CLASS 1 2.5"
293	60036010	1	THREADS, NST
294		1	**ENG Front Bumper Swivel Location/Side = Officer's side.
295		1	**ENG Front Discharge Swivel Location/Trough = In Trough.

Line	Item #	Qty	Item Description/Comments
296	72590002	1	DECK GUN DISCHARGE 3"
297	61729160	1	VALVE, AKRON, SLOW CLOSE
298	61770900	1	ACTUATOR, VALVE, PUSH/PULL, CLASS 1
299	77090000	1	GAUGE, DISCH, CLASS 1 2.5"
300	72570110	1	DECK GUN TERMINATION, FLANGED
301		1	**ENG Make/Model of Dealer or Customer Supplied Deck Gun Monitor = TBD @ Pre-Con.
302	72890000	1	CROSSLAYS, TWO 2" W/1.5" SWIVEL
303		1	**ENG Crosslay Hose Load Requirement = 200' of 1.75" each
304	61729120	2	VALVE, AKRON, HEAVY DUTY (2)
305	61770900	2	ACTUATOR, VALVE, PUSH/PULL, CLASS 1 (2)
306	77090000	2	GAUGE, DISCH, CLASS 1 2.5" (2)
307	60036010	2	THREADS, NST (2)
308	72910505	1	COVER, ALUM W/VINYL SIDES FOR CROSSLAYS
309		1	**ENG Crosslay/Speedlay Side Covers Color = Black.
310	72932201	1	COVER FASTENERS, BUNGIE CORDS WITH RED TAB
311		1	**ENG Specify details for side covers: Number of flaps, fasteners & and how they terminate (manufacturer's discretion or customer specified?) = OEM Discretion.
312	84028888	1	SPECIAL Booster Reel BOOSTER REEL, LOW PRESSURE, W/200' OF 1" HOSE & NOZZLE, MTD IN DUNNAGE AREA
313		1	**CLAR NOTES, MATCH HS-7566 BOOSTER REEL IN DUNNAGE AREA BOOSTER REEL, LOW PRESSURE, W/200' OF 1" HOSE & NOZZLE, MTD IN DUNNAGE AREA ROLLERS ON BOTH SIDES OF PUMP PANEL TO MATCH HS-7566 REWIND SWITCH FOR BOOSTER REEL ON BOTH SIDES OF PUMP PANEL TO MATCH HS-7566
314	61729120	1	VALVE, AKRON, HEAVY DUTY
315	61770930	1	ACTUATOR, VALVE, AIR, W/ TOGGLE SWITCH
316	60036010	1	THREADS, NST
317		1	**ENG Booster Reel Nozzle = Akron1702
318	80488888	1	SPECIAL ITEM, Rollers both sides of pump

Line	Item #	Qty	Item Description/Comments
319		1	**CLAR NOTES, - Rollers both sides pump panel top edge - Roller assembly on both sides of the dunnage, rewind switch both left and right side pump panel  Match HS-7566
320	61742000	1	MASTER PUMP DRAIN, MULTIPOINT
321	61790510	8	DRAIN VALVES, HALE, LIFT-UP (8)
322	10310220	1	PUMP PANEL
<b>PUMP PANEL</b>			
323	74914110	1	PRG SM1 - SIDE MOUNT PUMP PANEL (CROSSLAYS)
324	74928000	1	~PROGRAM MODULE FOR CUSTOMIZED PUMPER
325	74928100	1	PUMP MODULE LENGTH, 44"
326	74929110	1	HALE PUMP MODULE CONFIGURATION, SIDE MOUNT
327	74930730	1	PANEL FINISH, BLACK POWDERCOAT (PRG)
328		1	**ENG Pump Panel Label Verbiage Standard = Yes.
329	74931055	1	COLOR CODING (PRG)
330		1	**ENG Color Coding Standard = No.
331		1	**ENG Color Coding Special = TBD - match HS-7566
332	74931255	1	DISCHARGE GAUGE BEZELS, COLOR CODED (PRG)
333	74931290	1	PUMP MODULE FRAMEWORK, SWIRL FINISH
334	74931390	1	PUMP FINISH, PAINTED BY PUMP MFG
335	74931590	1	PLUMBING FINISH, NON-PAINTED
336		1	**ENG Non-Painted Plumbing = Stainless steel welds shall be treated/coated.
337	74931692	1	EXTERIOR DUNNAGE AREA PANEL, BLACK POWDERCOAT
338	75590010	1	PUMP OPERATOR LIGHTS, LED (PRG)
339	75590110	1	PUMP PANEL LIGHTS OFFICER'S SIDE, LED (PRG)
340	76090002	1	PUMP PANEL GAUGES & CONTROLS (PRG)
341	60090030	1	PUMP PRIMER, TRIDENT, AIR
342	60028310	1	(1) PRIMER BUTTON - MAIN SUCTION

Line	Item #	Qty	Item Description/Comments
343	76025110	1	COMPRESSION FITTINGS ON AIR SYSTEM (PRG PUMP MODULE)
344	76031900	1	AIR HORN PUSH BUTTON SWITCH ON PUMP PANEL
345		1	**ENG Air Horn Push Button Location = tbd
346	76590000	1	GAUGES, MASTER, CLASS 1 4.5" (PRG)
347	77590000	1	GAUGE, WATER LEVEL, CLASS 1, INTELLI-TANK ITL-4
348	10310230	1	WATER TANK

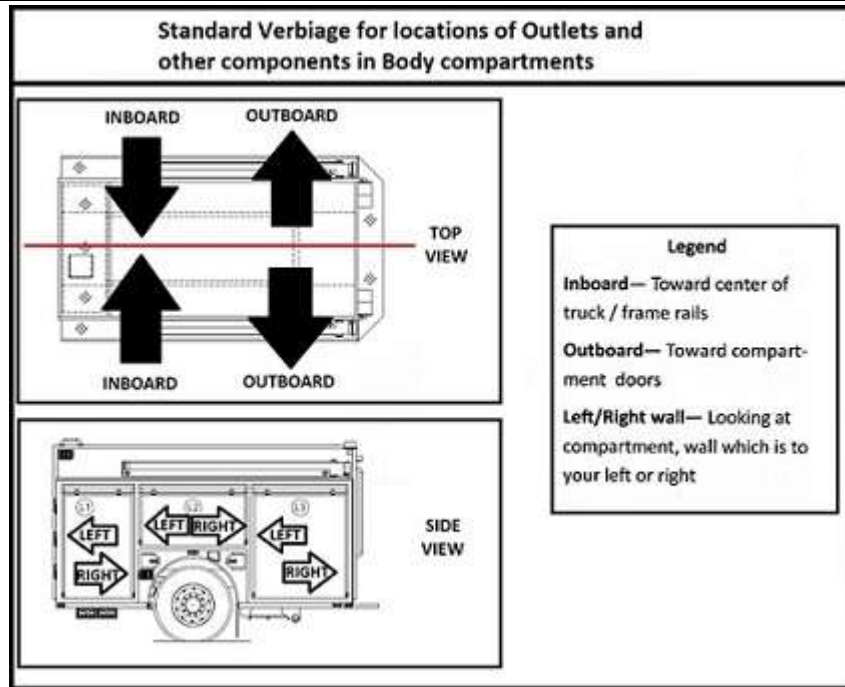
**WATER TANK**

349	83525200	1	WATER TANK BRAND, UPF
350	83510205	1	WATER TANK, 1000 GAL, POLY
351	83530130	1	WATER TANK WARRANTY, UPF, LIFETIME
352	10310300	1	BODY

**BODY**

353	80029900	1	BODY SUBFRAME, PUMPER/TANKER
354	80110220	1	BODY PA-06 RES 56/53 LAD CHUTE
355	10310302	1	BODY COMPARTMENTS

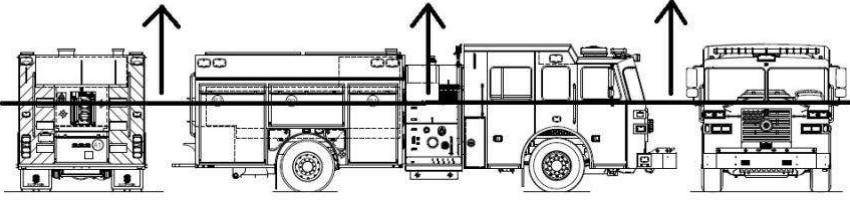
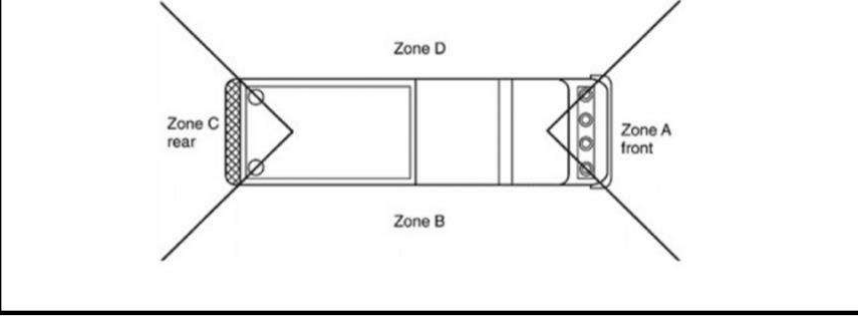
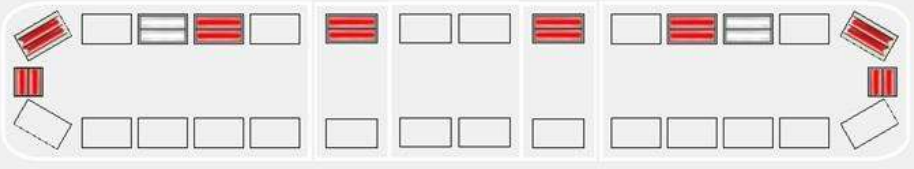
**BODY COMPARTMENTS**

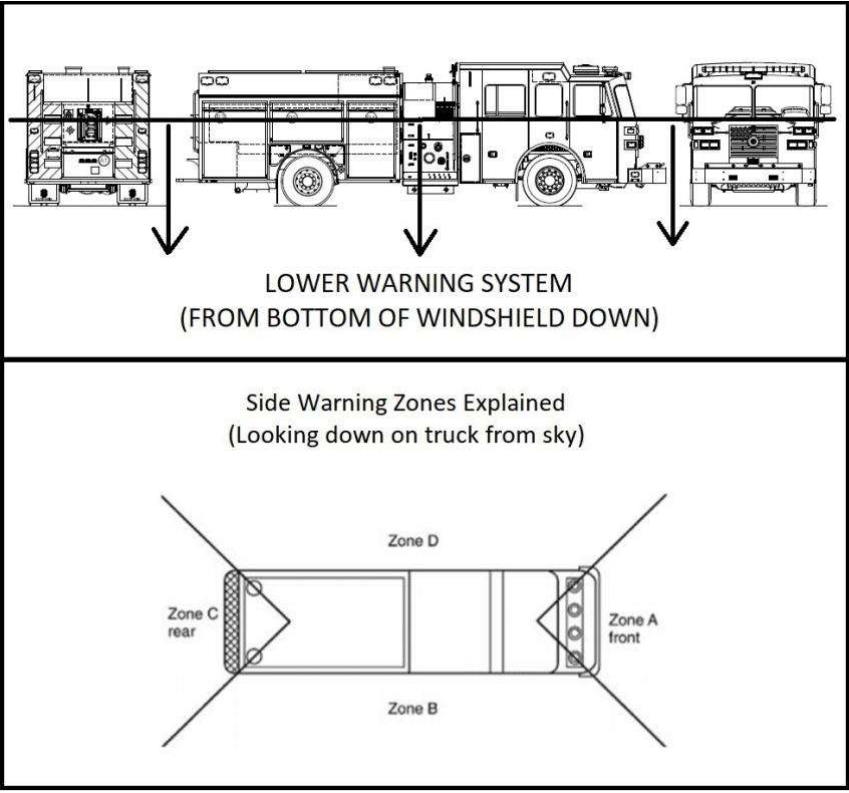


Line	Item #	Qty	Item Description/Comments
356	81130200	1	ADJUSTABLE SHELF [L1] (1)
357	80250100	2	TURTLE TILE ON COMPT FLOOR, SHELF, TRAY OR DRAWER [L1] (2)
358	80588888	1	SPECIAL ITEM, REDUCE WIDTH OF L1/R1 COMPARTMENT
359		1	**CLAR NOTES, THE WIDTH OF THE L1/R1 COMPARTMENT SHALL BE REDUCED BY 13" TO ALLOW FOR A 186" WHEELBASE TO MATCH PREVIOUS TRUCK BUILD HS-7566
360	81130200	1	ADJUSTABLE SHELF [L2] (1)
361	80250100	2	TURTLE TILE ON COMPT FLOOR, SHELF, TRAY OR DRAWER [L2] (2)
362	81130200	1	ADJUSTABLE SHELF [L3] (1)
363	80250100	2	TURTLE TILE ON COMPT FLOOR, SHELF, TRAY OR DRAWER [L3] (2)
364	81130200	1	ADJUSTABLE SHELF [R1] (1)
365	80250100	2	TURTLE TILE ON COMPT FLOOR, SHELF, TRAY OR DRAWER [R1] (2)
366	80250100	1	TURTLE TILE ON COMPT FLOOR, SHELF, TRAY OR DRAWER [R2] (1)
367	81130200	1	ADJUSTABLE SHELF [R3] (1)
368	81150305	1	600# SLIDE-MASTER TRAY, 100% SLIDEOUT [R3] (1)
369	80250100	2	TURTLE TILE ON COMPT FLOOR, SHELF, TRAY OR DRAWER [R3] (2)
370	81130200	1	ADJUSTABLE SHELF [A1] (1)
371	80388888	1	SPECIAL ITEM, Cargo net and slanted floor
372		1	**CLAR NOTES, Match A1 compartment of HS-7566 -Adjustable shelf located 18" from floor -Add a cargo net from shelf to the bottom of the floor -add a slant to the floor 3" high in front to shallow in rear of compartment  both items designed to keep cribbing from hitting roll up door
373		1	**ENG Turtle Tile Color = black
374	81165705	1	UNISTRUT TRACK IN COMPTS
375	80220101	1	COMPT DOORS, ROM ROLL-UP, SATIN FINISH
376	80230600	1	DOOR SILL PROTECTION, BODY COMPTS, PROTEC, CLEAR FILM
377	80225000	1	REAR COMPT DOOR (A1) ROM ROLL-UP, SATIN FINISH
378	80230910	1	ROLL UP DOORS WARRANTY, ROM, 7 YEARS
379	80230650	1	DOOR SILL PROTECTION, REAR COMPT, NOT FACTORY PROVIDED

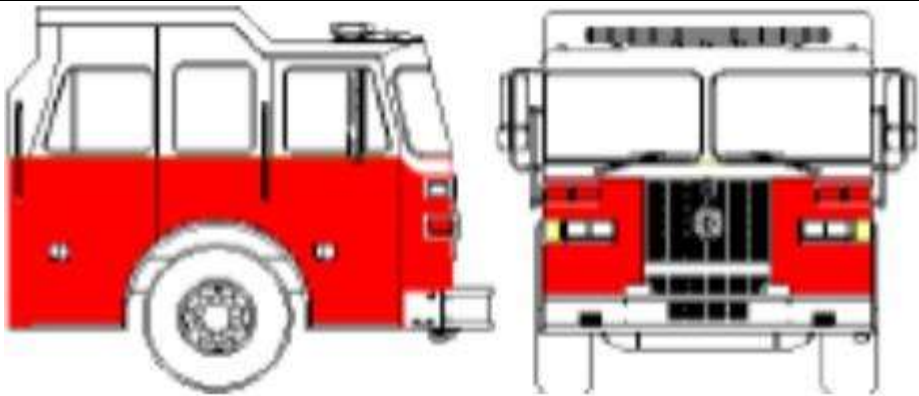
Line	Item #	Qty	Item Description/Comments
380	80230300	1	COMPT INTERIOR FINISH, SMOOTH
381	84531110	1	COMPT LIGHTING, AMDOR LED LIGHT STRIPS, 2 PER COMPT
382	10310305	1	BODY EXTERIOR
<b>BODY EXTERIOR</b>			
383	81310000	1	HOSEBED, ALUM FLOORING
384		1	**ENG List the Hose Bed Hose Load Req. = 250' of 2 ½" 400' of 3" 1000' of 5"
385	81330100	1	STANDARD HOSEBED HEIGHT
386	81410000	1	COVER, VINYL, MAIN HOSE BED
387		1	**ENG Hosebed Cover Color = Black.
388	81440201	1	COVER FASTENERS, BUNGIE CORDS WITH RED TAB
389		1	**ENG Specify number of rear flaps, fasteners & and how they terminate (manufacturer's discretion or customer specified?) = TBD @ Pre-Con.
390	81330302	1	HOSE BED DIVIDERS, ADJ (2)
391	81332015	1	HOSEBED LIGHTING, FRONT, TECNIQ E44 LED LIGHT STRIP
392	81332115	1	HOSEBED LIGHTING, SIDES, TECNIQ E44 LED LIGHT STRIPS
393	81910100	1	HANDRAILS, KNURLED STS
394	82210000	1	STEPS, FRONT BODY, IC FOLD DOWN W/LIGHT (ALUM PUMPERS)
395		1	**ENG Step Light Color = White.
396	82310100	1	STEPS, REAR BODY (8x8)
397	89988888	1	SPECIAL ITEM, Front body steps Officer side only
398		1	**CLAR NOTES, Front of body, officer side only, Fold down steps w/ light (color white)  Match HS-7566
399	82510000	1	RUB RAILS, ANODIZED ALUM
400	83010050	1	ALUMINUM TREADPLATE (PUMPER/TANKER)
401	83030315	1	REAR STEP/TAILOBOARD CORNERS, 45 DEGREE
402	83030710	1	REAR FENDERS, ALUMINUM SMOOTH PAINTED
403	80290052	1	10 SCBA CYLINDER COMPTS (3 TRIPLE-FMI, 1 SINGLE-SIG4)

Line	Item #	Qty	Item Description/Comments
404		1	**ENG A triple bottle compartment cannot be located on the driver's side behind rear axle.
405	80290230	1	DIVIDER FOR (3) TRIPLE SCBA COMPARTMENTS
406	80290310	1	DOOR FINISH, BRUSHED STAINLESS, SINGLE/DOUBLE SCBA COMPT (1)
407	80290420	3	DOOR FINISH, BRUSHED STAINLESS, TRIPLE SCBA COMPT (3)
408	88520100	1	SUCTION HOSE, (2) 10' SECT 6" KOCHER LIGHTWEIGHT
409	88540100	1	SUCTION HOSE MOUNTING, DIAMOND PLATE TROUGHS
410	88550300	1	STRAINER NOT PROVIDED
411	89011500	1	LADDERS, ALCO-LITE PEL-24 24'2 SEC & PRL-14 14' ROOF & 10' FOLDING
412	89510200	1	LADDER CHUTE
413	89520220	1	LADDER ENCLOSURE, SMOOTH ALUM DOOR
414	10310310	1	ELECTRICAL
<b>ELECTRICAL</b>			
415	84550110	1	LICENSE PLATE BRACKET W/ LIGHT, LED
416	84511100	1	BODY ELECTRICAL DESCRIPTION
417	84520000	1	BACK UP ALARM, ECCO SA917
418	85010302	1	TAILLIGHTS, WHELEN 600 SERIES, LED STOP/TAIL/TURN/REVERSE, QUAD HOUSING (PAIR)
419		1	**ENG Tail Light Housing Color = Chrome.
420	85110100	1	ICC LIGHTS, LED
421	85510200	1	STEP LIGHTS, LED, REAR BODY & WHELEN 2G AT PUMP PANEL
422	85710030	1	UNDERCARRIAGE GROUND LIGHTS, TECNIQ E10 LED
423	86528999	1	DELETE REAR WORK LIGHTS
424	86600000	1	OPTICAL WARNING SYSTEM, UPPER (PUMPER)

Line	Item #	Qty	Item Description/Comments
			<p style="text-align: center;">UPPER WARNING SYSTEM (FROM BOTTOM OF WINDSHIELD UP)</p>  <p style="text-align: center;">Side Warning Zones Explained (Looking down on truck from sky)</p> 
425	86610110	1	UPPER WARNING LIGHTS, ZONE A (FRONT), WHELEN FREEDOM IV 72" LED LIGHT BAR, F4N7QLED, 10 MODULES
			
426	86920100	1	UPPER ZONE A LIGHTBAR, STANDARD CONFIGURATION
427		1	**ENG Zone A, Upper Lightbar Standard Configuration = Single light bar: (2) end red LED modules, (2) corner red LED modules, (4) forward-facing red LED modules and (2) forward-facing white LED modules. All clear outer lenses. Installed on the cab roof as far forward as possible with two (2) MK8H 5in. cast aluminum risers.
428	86699999	1	UPPER WARNING LIGHTS, ZONE B (OFFICER'S SIDE), COVERED BY ZONES A & C
429	86710105	1	UPPER WARNING LIGHTS, ZONE C (REAR), WHELEN LED BEACONS, L31 (PAIR)
430		1	<p>**ENG Zone C, Upper Rear Beacon Color/Details = Driver's side = (1) AX 10051279 Color = Red Lens Color = Red</p> <p>Officer's side = (1) L31HGF Color = Green Lens Color = Green</p> <p>Matching HS-7566</p>

Line	Item #	Qty	Item Description/Comments
431	86899999	1	UPPER WARNING LIGHTS, ZONE D (DRIVER'S SIDE), COVERED BY ZONES A & C
432	87100000	1	OPTICAL WARNING SYSTEM, LOWER (PUMPER)
			 <p>LOWER WARNING SYSTEM (FROM BOTTOM OF WINDSHIELD DOWN)</p> <p>Side Warning Zones Explained (Looking down on truck from sky)</p> <p>Zone C rear</p> <p>Zone D</p> <p>Zone B</p> <p>Zone A front</p>
433	87110100	1	LOWER WARNING LIGHTS, ZONE A (FRONT), WHELEN 600 SUPER LED, 60*02F*R (QTY 2)
434		1	**ENG Zone A, Lower Warning Light Color, Lens Color, Details = color - red lens color - red
435	87811120	1	LOWER, ZONE A - MOUNTING LOCATION (COMBO HOUSINGS)
436		1	**ENG Zone A, Lower - Front, Mounting Location = (1) Warning light in headlight housing, each side (inboard of turn signal).
437	87210132	1	LOWER WARNING LIGHTS, ZONE B (OFFICER'S SIDE), WHELEN 600 SUPER LED, 60*02F*R (QTY 1), WHELEN 500 SUPER LED, 50*02F*R (QTY 1), T-SERIES LED, TSS0* (QTY 1)
438	87812110	1	LOWER, ZONE B - MOUNTING LOCATION (PUMPERS, TANKERS, RESCUES)
439		1	**ENG Zone B, Lower - Officer's Side, Mounting Location = -(1) Warning Light near the front corner of the Apparatus. -(1) Warning Light near the rear Axle. -(1) Warning Light near the rear corner of the Apparatus. -Reference Shop Order Drawing for lights and placement.
440	87310100	1	LOWER WARNING LIGHTS, ZONE C (REAR), WHELEN 600 SUPER LED, 60*02F*R (QTY 2)
441	87410132	1	LOWER WARNING LIGHTS, ZONE D (DRIVER'S SIDE), WHELEN 600 SUPER LED, 60*02F*R (QTY 1), WHELEN 500 SUPER LED, 50*02F*R (QTY 1), T-SERIES LED, TSS0* (QTY 1)
442	87814110	1	LOWER, ZONE D - MOUNTING LOCATION (PUMPERS, TANKERS, RESCUES)
443		1	**ENG Zone D, Lower - Driver's Side, Mounting Location = -(1) Warning Light near the front corner of the Apparatus. -(1) Warning Light near the rear Axle. -(1) Warning Light

Line	Item #	Qty	Item Description/Comments
			near the rear corner of the Apparatus. -Reference Shop Order Drawing for lights and placement.
444	87537732	2	ADDITIONAL WARNING LIGHTS, WHELEN 600 SUPER LED, 60*02F*R (PAIR) (2)
445		1	**ENG Whelen 600 LED Warning Light Color = Red.
446		1	**ENG Whelen 600 LED Lens Color = Red.
447		1	**ENG Whelen 600 LED Mounting Location = (2) above front axle, one each side of cab AND (2) mounted where 600 series turn signals were located in headlight housing
448	87537505	1	WARNING LIGHT, ROTO-RAY, LED
449		1	**ENG Roto Ray Light Colors = Colors - Red. Red, Green Lens color - clear
450		1	**ENG Independent Deactivation Switch for Roto Ray = Provided
451		1	**ENG RotoRay Note: Chassis to provide/install RotoRay.
452	88393000	1	SCENE LIGHTS, FIRETECH 30K LUMENS, 12V LED, 72" 3-PIECE BROW, W/INTEGRATED ICCS FT-B-72-ML-3PKIT-* (1)
453		1	**ENG ICC Cab Marker Lights Integrated in Brow Light = Yes
454		1	**ENG Scene Light Details = Black housing switched in overhead console 1
455	88393052	4	SCENE LIGHT, FIRETECH GUARDIAN ELITE 20K, 12V LED, SURFACE MOUNT, FT-GESM (4)
456		1	**ENG Scene Light Details = Black and chrome housings  (2) mounted on cab in RR area  (2) mounted upper corners of rear body. activated w/ switch in cab and automatically in reverse
457	88393109	2	SCENE LIGHT, FIRETECH MB SINGLE STACK 42", 12V LED, FIXED, 33 LED, FT-MB-33-FT-* (2)
458		1	**ENG Scene Light Details = Black housing mounted above L2 and R2 compartment
459	88393306	2	SCENE LIGHT, FIRETECH FT-SL-GESM, 20K LUMENS, 12V LED, TELE (2)
460		1	**ENG Scene Light Details = Black housing. telescoping lights mounted on rear of cab, each side
461	88399959	1	SCUFF PLATES FOR TELE LIGHTS - NOT PROVIDED
462		1	**ENG Allow 12V Tele-Lights to Extend Past Cab = No.
463	10310410	1	PAINT & FINISH

Line	Item #	Qty	Item Description/Comments
<b>PAINT &amp; FINISH</b>			
464	89910010	1	CORROSION REDUCTION PROGRAM (PROPOSALS)
465	90010020	1	PAINT SCHEME
466	90030007	1	TWO TONE CAB
467	90029940	1	PAINT BREAK #4 - WINDSHIELD SWOOP TO TOP OF GRILLE
			
468		1	**ENG Upper Color for Two Tone Paint = Black.
469		1	**ENG Lower Color for Two Tone Paint = RED.
470		1	**ENG Body Color = red.
471	90030154	1	PAINT FRAME RAILS & BODY REAR DROP - BLACK
472	90030190	1	TEXTURED FRAME RAIL COATING, PLUMBING AREA
473	90030015	1	A/C CONDENSER PAINTED ROOF COLOR
474	90510000	1	3" LETTERING, 22K UP TO 40
475	90530005	20	ADDITIONAL 3" 22KT LETTERS (EACH) (20)
476	90600210	1	REFLECTIVE MATERIAL, INTERIOR CAB DOORS, CHEVRONS, SCOTCHLITE
477		1	**ENG Reflective Striping Color = Red/Lemon Yellow.
478		1	**ENG Reflective Striping Verbiage = SHALLOTTE FIRE
479	90630610	1	1/2" 22KT GOLD STRIPE W/PRINTED EDGES AT CAB PAINT BREAK
480	90610000	1	4" SCOTCHLITE STRIPE
481	90630100	2	1" SCOTCHLITE STRIPE ABOVE OR BELOW - EACH (2)
482	90680120	1	CHEVRON STRIPING, REAR BODY OUTBOARD, REFLEXITE

Line	Item #	Qty	Item Description/Comments
483		1	**ENG Chevron Striping, Rear Body Color = #030 Red Transparent & #L2 Fluorescent Lime.
484	90684120	1	CHEVRON STRIPING, LADDER ENCLOSURE DOOR, REFLEXITE
485		1	**ENG Chevron Striping, Ladder Enclosure Door Color = #030 Red Transparent & #L2 Fluorescent Lime.
486	90789100	1	GRAPHICS WARRANTY, AGI, 5 YEARS, MATERIAL ONLY
487	10310420	1	EQUIPMENT
<b>EQUIPMENT</b>			
488	91010000	1	MISC EQUIP - (1) PINT TOUCH-UP PAINT, STAINLESS STEEL NUTS & BOLTS
489	91030700	1	ZIAMATIC SAC-44 FOLDING WHEEL CHOCKS (PAIR) MTD W/ SQCH-44H HOLDERS
490		1	**ENG Wheel Chock Mounting Locations = under L1 compartment
491	10310600	1	COMPLETION & WARRANTY
<b>COMPLETION &amp; WARRANTY</b>			
492	99010100	1	MANUALS, ELECTRONIC VERSION (2-USB)
493	99031105	1	PICK-UP UNIT AT FACTORY
494	99520110	1	WARRANTY, ONE YEAR
495	99521100	1	WARRANTY, FRAME, LIFETIME
496	99521200	1	WARRANTY, CAB STRUCTURAL, 10 YR.
497	99521300	1	WARRANTY, BODY STRUCTURAL, 10 YR.
498	99521400	1	WARRANTY, PAINT, 10 YR.
499	99521900	1	WARRANTIES, MAJOR VENDOR COMPONENTS
500		1	COOPERATIVE PURCHASING AGENCY FEES (Sourcewell)