



SHEBOYGAN POLICE DEPARTMENT

(3 YR) Contract Extension

01/08/2025

01/08/2025

SHEBOYGAN POLICE DEPARTMENT
1315 N 23RD STREET
SHEBOYGAN, WI 53081

RE: Motorola Quote for (3 YR) Contract Extension

Dear Joel Kuszynski,

Motorola Solutions is pleased to present SHEBOYGAN POLICE DEPARTMENT with this quote for quality communications equipment and services. The development of this quote provided us the opportunity to evaluate your requirements and propose a solution to best fulfill your communications needs.

This information is provided to assist you in your evaluation process. Our goal is to provide SHEBOYGAN POLICE DEPARTMENT with the best products and services available in the communications industry. Please direct any questions to Kelsey Thompson at Kelsey.Thompson@motorolasolutions.com.

We thank you for the opportunity to provide you with premier communications and look forward to your review and feedback regarding this quote.

Sincerely,

Kelsey Thompson

Billing Address:
SHEBOYGAN POLICE
DEPARTMENT
1315 N 23RD STREET
SHEBOYGAN, WI 53081
US

Quote Date:01/08/2025
Expiration Date:06/22/2025
Quote Created By:
Kelsey Thompson
Kelsey.Thompson@
motorolasolutions.com

End Customer:
SHEBOYGAN POLICE DEPARTMENT
Joel Kuszynski
Joel.Kuszynski@sheboyganwi.gov
920-509-6278

Summary:

Any sales transaction resulting from Motorola's quote is based on and subject to the applicable Motorola Standard Terms and Conditions, notwithstanding terms and conditions on purchase orders or other Customer ordering documents. Motorola Standard Terms and Conditions are found at www.motorolasolutions.com/product-terms.

Summary:

- This Contract Extension would not go into effect until your current contract ends (4/10/27)
- At "Year 6" Another BWC Refresh would be sent to you
- At "Year 6" Billing would resume with a locked-in price of today's rate - Pricing Summary on Page 5
- Warranty/Software Enhancements Included
- In/Car Licensing Continuation
- Pricing Summary on Page 5

| Line # | Item Number | Description | Qty | Term | Sale Price | Ext. Sale Price | Refresh Duration |
|--------------------|-----------------|---|-----|--------|------------|-----------------|------------------|
| Video as a Service | | | | | | | |
| 1 | AAS-BWC-XYR-001 | BODY WORN CAMERA AND VIDEO MANAGER EL CLOUD - VIDEO-AS-A-SERVICE | 72 | 3 YEAR | \$2,484.00 | \$178,848.00 | |
| 2 | WGC02001-VAAS | VIDEOMANAGER EL CLOUD, ANNUAL UNLIMITED STORAGE PER BODY WORN CAMERA VAAS | 72 | 3 YEAR | Included | Included | |
| 3 | WGB-0741A | V700 BODY WORN CAMERA FIRSTNET READY | 72 | | Included | Included | 3 YEAR |



| Line # | Item Number | Description | Qty | Term | Sale Price | Ext. Sale Price | Refresh Duration |
|-------------|--|--|-----|--------|-------------------|-----------------|------------------|
| 4 | LSV07S03512A | ESSENTIAL SERVICE W/ACC DMG AND ADV REPLACEMENT | 72 | 3 YEAR | Included | Included | |
| 5 | SWV07S03593A | SOFTWARE ENHANCEMENTS | 72 | 3 YEAR | Included | Included | |
| 6 | WGP03085-KIT | V700 JACKET MAG MOUNT WITH BWC BOX | 72 | | Included | Included | |
| | VideoManager EL or EX: Video Evidence Management | | | | | | |
| 7 | WGC02002 | VIDEOMANAGER EL CLOUD, ANNUAL UNLIMITED STORAGE PER IN-CAR VIDEO SYSTEM WITH 2 CAMERAS | 18 | 3 YEAR | \$2,685.00 | \$48,330.00 | |
| Grand Total | | | | | \$227,178.00(USD) | | |



Pricing Summary

| | Sale Price |
|---|---------------------|
| Year 6 Subscription Fee | \$75,726.00 |
| Year 7 Subscription Fee | \$75,726.00 |
| Year 8 Subscription Fee | \$75,726.00 |
| Grand Total System Price (Inclusive of Upfront and Annual Costs) | \$227,178.00 |

**Upfront costs include the cost of Hardware, Accessories and Implementation, where applicable.*

Notes:

- The Pricing Summary is a breakdown of costs and does not reflect the frequency at which you will be invoiced.
- Unless otherwise noted, this quote excludes sales tax or other applicable taxes (such as Goods and Services Tax, sales tax, Value Added Tax and other taxes of a similar nature). Any tax the customer is subject to will be added to invoices.
- Unless otherwise noted in this quote / order, installation of equipment is not included.



VIDEOMANAGER EL CLOUD SOLUTION DESCRIPTION

VideoManager EL Cloud simplifies evidence management, automates data maintenance, and facilitates management of the Customer's cloud-based, off-premises storage solution.

It is compatible with V300/V700 body-worn cameras and M500 in-car video systems, as well as, legacy VISTA body-worn cameras and 4RE in-car video systems enabling the Customer to upload video evidence quickly and securely. VideoManager EL Cloud allows live streaming from the V300/V700 body-worn cameras and the M500 in-car video system to CommandCentral Aware.



VIDEO EVIDENCE MANAGEMENT

VideoManager EL Cloud delivers benefits to all aspects of video evidence administration. With this streamlined process, the Customer minimizes the amount of time spent manually managing evidence, allowing your team to spend more time in the field.

Simplified Evidence Review

VideoManager EL Cloud makes evidence review easier by allowing users to upload evidence into cloud storage from their in-field devices. This information includes a recording's date and time, device used to capture the evidence, event ID, officer name, and event type. This allows the Customer to view recordings of an incident that were taken from several devices simultaneously, eliminating the task of reviewing irrelevant footage. Its built-in media player includes a visual display for incident data, highlighting moments of interest when lights, sirens, or brakes are activated during the event timeline.

Other relevant files, such as PDFs, spreadsheets, reports, third-party videos, audio recordings, pictures, and drawings can also be grouped together and stored under a specific case entry, allowing all pertinent information to be stored together.

Easy Evidence Sharing

VideoManager EL Cloud allows you to easily share information by exporting evidence. Ways to export evidence include downloading to a PC, sharing evidence through a cloud-based service, or Rimage. Rimage is a robust tool responsible for exporting evidence to DVD/BR discs.

Automatic Data Maintenance

VideoManager EL Cloud can schedule the automatic purging of events based on recorded event category and age. It is user customizable.

Security

The Customer will sync security groups and users from the Azure Active Directory. In VideoManager EL Cloud, the Customer can grant groups access to the evidence on an as-needed basis.



Integration with In-Car Video Systems and Body-Worn Cameras

Video and audio captured by the integration of in-car video systems (4RE, M500) and body-worn cameras (VISTA, V300, V700) are automatically linked in VideoManager EL Cloud based on time, officer name, or group recordings. The Customer can utilize synchronized playback and export of video and audio from multiple devices in the same recording group.

DEVICE MANAGEMENT

The Customer can easily manage, configure, and deploy their in-car and body-worn cameras in VideoManager EL Cloud. Body-worn cameras are checked out to a given officer, where VideoManager EL Cloud keeps record of who last had the body-worn camera. In contrast, in-car video systems are configured with a list of officers who are authorized to use it. When an officer logs into the device, the officer is marked as the owner of any evidence that is created by the device. VideoManager EL Cloud does not display the officer's name who is currently associated with the in-car video system, but it does for body-worn cameras.

VideoManager EL Cloud's Rapid Checkout Kiosk feature allows agencies to take advantage of pooled body-worn cameras. The cameras can be checked out at the beginning of a shift using an easy-to-use interface. At the end of a shift, the body-worn camera will be returned to its dock, where video is automatically uploaded. The camera is then ready to be checked out for the next shift.

The in-car and body-worn cameras can also be configured to remember preference settings for each user, including volume level, screen brightness and camera aim. These settings are applied whenever a device is assigned to a specific user. There are other settings in VideoManager EL Cloud that will enable the Customer to configure devices to operate in alignment with your agency's policies and procedures.

REPORTING

VideoManager EL Cloud's Report Management allows the creation of reports that will give the Customer greater insight into the system. Reports are created to provide a specific type of data from a specified time period. Report types cover areas such as recorded event details, purged recorded events, recorded events with unknown metadata, body-worn camera assignments, device use, and case details.



MOBILE VIDEO PRODUCTS NEW SYSTEM STATEMENT OF WORK

OVERVIEW

This Statement of Work (SOW) outlines the responsibilities of Motorola Solutions, Inc. (Motorola) and the Customer for the implementation of body-worn camera(s) and/or in-car video system(s) and your digital evidence management solution. For the purpose of this SOW, the term "Motorola" may refer to our affiliates, subcontractors, or certified third-party partners. A third-party partner(s) (Motorola-certified installer) will work on Motorola's behalf to install your in-car video system(s) (if applicable).

This SOW addresses the responsibilities of Motorola and the Customer that are relevant to the implementation of the hardware and software components listed in the Solutions Description. Any changes or deviations from this SOW must be mutually agreed upon by Motorola and the Customer and will be addressed in accordance with the change provisions of the Contract. The Customer acknowledges any changes or deviations from this SOW may incur additional cost.

Motorola and the Customer will work to complete their respective responsibilities in accordance with the Project Schedule. Any changes to the Project Schedule must be mutually agreed upon by both parties in accordance with the change provisions of the Contract.

Unless specifically stated, Motorola will perform the work remotely. The Customer will provide Motorola personnel with access to their network and facilities so Motorola is able to fulfill its obligations. All work will be performed during normal business hours based on the Customer's time zone (Monday through Friday from 8:00 a.m. to 5:00 p.m.).

The number and type of software subscription licenses, products, or services provided by Motorola are specifically listed in the Contract and referenced in the SOW. Services provided under this SOW are governed by the mutually executed Contract between the parties, or Motorola's Master Customer Agreement and applicable addenda ("Contract").

AWARD, ADMINISTRATION, AND PROJECT INITIATION

Project Initiation and Planning will begin following the execution of the Contract between Motorola and the Customer. At the conclusion of Project Planning, Motorola's Project Manager (PM) will begin status meetings and provide status reports on a regular cadence with the Customer's PM. The status report will provide a summary of activities completed, activities planned, progress against the project schedule, items of concern requiring attention, as well as, potential project risks and agreed upon mitigation actions.

Motorola utilizes Google Meet as its teleconference tool. If the Customer desires to use an alternative teleconferencing tool, any costs incurred from the use of this alternate teleconferencing tool will be the responsibility of the Customer.

FBI-CJIS SECURITY POLICY – CRIMINAL JUSTICE INFORMATION

CJIS Security Policy Compliance

Motorola does not believe our Mobile Video offerings (i.e. in-car/body-worn cameras) require compliance with the FBI-CJIS Security Policy (CJISSECPOL) based on the definition in Section 4 of CJISSECPOL and how the FBI-CJIS defines Criminal Justice Information. However, Motorola does design its products with the CJISSECPOL



security controls as a guide. Motorola's Mobile Video system design and features support best practice security controls and policy compliance. In the event of a CJIS technical audit request, Motorola will support the Customer throughout this process.

Personnel Security – Background Screening

Motorola will assist the Customer with completing the CJIS Security Policy Section 5.12 Personnel Security related to authorized personnel background screening when requested to do so by the Customer. Based on Section 5.12, a Motorola employee is defined as someone who is required to be on the Customer's property with unescorted access. Motorola employees will also have access to the Customer's network(s) and stored information. Motorola has remote access tools to support virtual escorted access to on-premises customer assets.

Additionally, Motorola performs independent criminal background investigations including name based background checks, credential and educational vetting, credit checks, U.S. citizen and authorized worker identity verification on its employees.

Motorola will support the Customer in the event of a CJIS audit request to validate employees assigned to the project requiring CJIS Section 5.12 Personnel Security screening and determine whether this list is up to date and accurate. Motorola will notify the Customer within 24 hours or next business day of a personnel status change.

Security Awareness Training

Motorola requires all employees who will support the Customer to undergo Level 3 Security Awareness Training provided by Peak Performance and their CJIS online training platform. If the Customer does not have access to these records, Motorola can facilitate proof of completion. If the Customer requires additional and/or separate training, Motorola will work with the Customer to accommodate this request at an additional cost.

CJIS Security Addendum

Motorola requires all employees directly supporting the Customer to sign the CJIS Security Addendum if required to do so by the Customer.

Third Party Installer

The Motorola-certified third party installer will work independently with the Customer to complete the Section 5.12 Personnel Security checks, complete Security Awareness Training and execute the CJIS Security Addendum.

COMPLETION CRITERIA

The project is considered complete once Motorola has completed all responsibilities listed in this SOW. The Customer's task completion will occur based on the Project Schedule to ensure Motorola is able to complete all tasks without delays. Motorola will not be held liable for project delays due to incomplete Customer tasks.

The Customer must provide Motorola with written notification if they do not accept the completion of Motorola responsibilities. Written notification must be provided to Motorola within ten (10) business days of task completion. The project will be deemed accepted if no written notification is received within ten (10) business days.

In the absence of written notification for non-acceptance, beneficial use will occur thirty (30) days after functional demonstration of the system.



SUBSCRIPTION SERVICE PERIOD

If the contracted system includes a subscription, the subscription service period will begin upon the Customer's receipt of credentials for access. The provision and use of the subscription service is governed by the Contract.

PROJECT ROLES AND RESPONSIBILITIES OVERVIEW

Motorola Project Roles and Responsibilities

The Motorola Project Team will be assigned to the project under the direction of the Motorola PM. Each team member will be engaged in different phases of the project as necessary. Some team members will be multi-disciplinary and may fulfill more than one role.

In order to maximize effectiveness, the Motorola Project Team will provide various services remotely by teleconference, web-conference, or other remote method in order to fulfill our commitments as outlined in this SOW.

Our experience has shown customers who take an active role in the operational and educational process of their system realize user adoption sooner and achieve higher levels of success with system operation. The subsections below provide an overview of each Motorola Project Team Member.

Project Manager (PM)

The PM will be the principal business representative and point of contact for Motorola. The PM's responsibilities may include but are not limited to:

- Manage Motorola responsibilities related to the delivery of the project.
- Maintain the Project Schedule, and manage assigned Motorola personnel, subcontractors, and suppliers as applicable.
- Coordinate schedules of assigned Motorola personnel, subcontractors, and suppliers as applicable.
- Conduct equipment inventory if applicable.
- Maintain project communications with the Customer.
- Identify and manage project risks.
- Coordinate collaboration of Customer resources to minimize project delays.
- Evaluate project status against Project Schedule.
- Conduct status meetings on mutually agreed upon dates to discuss project status.
- Provide timely responses to Customer inquiries and issues related to project progress.
- Conduct daily status calls with the Customer during Go-Live.

Post Sales Engineer

The Post Sales Engineer will work with the Customer's Project Team on:

- Discovery validation.
- System provisioning.
- Covers the IT portion of the Project Kickoff Call with the Customer.
- Contracted data migration between two disparate digital evidence management systems (if applicable).



System Technologist (ST)

The ST will work with the Customer's Project Team on:

- Configure Customer's digital evidence management system.
- Inspect installation and configure hardware devices.
- Provide instructions to the Customer on how to configure the hardware.
- Review Deployment Checklist with the Customer.
- Develop and submit a Trip Report.
- Update Customer IP Map.

Professional Services Engineer (if applicable)

The Professional Services Engineer is engaged on projects that include integration between Motorola's digital evidence management system and the Customer's third-party software application. Their responsibilities include:

- Delivery of the interface between Motorola's digital evidence management system and the Customer's third-party software (e.g. CAD).
- Work with the Customer to access required systems/data.

Application Specialist (if applicable)

The Application Specialist will work with the Customer Project Team on system provisioning and education. The Application Specialist's responsibilities include but are not limited to:

- Deliver provisioning education and guidance to the Customer for operating and maintaining their system.
- Provide product education as defined by this SOW and described in the Education Plan.
- Provide on-site training based on the products the Customer purchased.

Technical Trainer / Instructor

The Technical Trainer / Instructor provides training on-site or remote depending on the training topic and deployment services purchased.

Motorola-Certified Installer

The Motorola-certified installer is primarily responsible for installing in-car video systems (ICVs) into Customer vehicles. There are specific requirements the 3rd party partner must meet in order to be considered a Motorola-certified installer, and they include the following:

- **Required Training**
 - WTG0501 - M500 Vehicle Installation Certification (Remote) or WTG0503 - M500 Vehicle Installation Certification (Live)
 - Needs to be renewed yearly.
 - Needs to be submitted to the PM by the technician completing the installation no less than thirty (30) days prior to the installation.
 - Review of any previous Motorola Solutions Technical Notifications (MTNs).
- **Optional Training**
 - WGD00186 - M500 Installation Overview and Quick Start (NA)
 - Not required for installation. Available for the installing technician.
 - WGD00177 - M500 In-Car Video System Installation Guide
 - Not required for installation. Available for the installing technician.
 - MN010272A01 - M500 In-Car Video System Basic Service Manual



- Not required for installation. Available for the installing technician.

Other responsibilities the Motorola-certified installer may be involved in include the installation of cellular routers or Access Points. These activities will only be completed by Motorola if Motorola quotes these services; otherwise, the completion of these services are solely the responsibility of the Customer.

Customer Support Services Team

The Customer Support Services Team will provide on-going support to the Customer following Go-Live and final acceptance of the project.

Customer Project Roles and Responsibilities

Motorola has defined key resources that are critical to this project and must participate in all the activities defined in this SOW. During the Project Planning phase, the Customer will be required to provide names and contact information for the roles listed below. It is critical that these resources are empowered to make decisions based on the Customer's operational and administration needs. The Customer Project Team will be engaged from Project Initiation through Beneficial Use of the system. In the event the Customer is unable to provide the resources identified in this section, Motorola may be able to supplement these resources at an additional cost.

Project Manager

The PM will act as the primary point of contact for the duration of the project. In the event the project involves multiple locations, Motorola will work exclusively with the Customer's primary PM. The PM's responsibilities will include, but are not limited to:

- Communicate and coordinate with other project participants.
- Manage the Customer Project Team including subcontractors and third-party vendors. This includes timely facilitation of tasks and activities.
- Maintain project communications with the Motorola PM.
- Identify tasks required of Customer staff that are outlined in this SOW and the Project Schedule.
- Consolidate all project inquiries from Customer staff to present to Motorola PM.
- Approve a deployment date offered by Motorola.
- Review Project Schedule with the Motorola PM and finalize tasks, dates, and responsibilities.
- Measure and evaluate progress against the Project Schedule.
- Monitor project to ensure resources are available as required.
- Attend status meetings.
- Provide timely responses to issues related to project progress.
- Liaise and coordinate with other agencies, Customer vendors, contractors, and common carriers.
- Review and administer change control procedures, hardware and software certification, and all related project tasks required to meet the deployment date.
- Ensure Customer vendors' readiness ahead of the deployment date.
- Assign one or more personnel to work with Motorola staff as needed for the duration of the project, including one or more representatives from the IT department.
- Identify a resource with authority to formally acknowledge and approve milestone recognition certificates, as well as, approve and release payments in a timely manner.
- Provide Motorola personnel with access to all Customer facilities where system equipment is to be installed. Temporary identification cards are to be issued to Motorola personnel, if required for access.
- Ensure remote network connectivity and access for Motorola resources.



- Assume responsibility for all fees pertaining to licenses, inspections and any delays associated with inspections due to required permits as applicable to this project.
- Provide reasonable care to prevent equipment exposure from contaminants that may cause damage to the equipment or interruption of service.
- Ensure a safe working environment for Motorola personnel.
- Identify and manage project risks.
- Provide signature(s) of Motorola-provided milestone recognition certificate(s) within ten (10) business days of receipt.

IT Support

IT Support manages the technical efforts and ongoing activities of the Customer's system. IT Support will be responsible for managing Customer provisioning and providing Motorola with the required information for LAN, WAN, server and client infrastructure.

The IT Support Team responsibilities include but are not limited to:

- Participate in delivery and training activities to understand the software and functionality of the system.
- Participate with Customer Subject Matter Experts (SMEs) during the provisioning process and associated training.
- Authorize global provisioning decisions and be the Point of Contact (POC) for reporting and verifying problems.
- Maintain provisioning.
- Implement changes to Customer infrastructure in support of the proposed system.

Video Management Point of Contact (POC)

The Video Manager POC will educate users on digital media policy, participate in Discovery tasks, and complete the Video Management Administration training. The Customer is responsible for its own creation and enforcement of media protection policies and procedures for any digital media created, extracted, or downloaded from the digital evidence management system.

Subject Matter Experts (SMEs)

SMEs are a core group of users involved with the analysis, training and provisioning process, including making decisions on global provisioning. The SMEs should be experienced users in their own respective field (evidence, dispatch, patrol, etc.) and should be empowered by the Customer to make decisions based on provisioning, workflows, and department policies related to the proposed system.

Training POC

The Training POC will act as the course facilitator and is considered the Customer's educational monitor. The Training POC will work with Motorola when policy and procedural questions arise. They will be responsible for developing any agency specific training material(s) and configuring new users on the Motorola Learning eXperience Portal (LXP) system. This role will serve as the first line of support during Go-Live for the Customer's end users.



General Customer Responsibilities (if applicable)

In addition to the Customer responsibilities listed above, the Customer is responsible for the following:

- All Customer-provided equipment, including third-party hardware and software needed for the proposed system but not listed as a Motorola deliverable. Examples include end user workstations, network equipment, etc.
- Configure, test, and maintain third-party system(s) that will interface with the proposed system.
- Establish an Application Programming Interface (API) for applicable third-party system(s) and provide documentation that describes the integration to the Motorola system.
- Coordinate and facilitate communication between Motorola and Customer third-party vendor(s) as required.
- Motorola-certified installers must be certified through LXP for remote or in person installation training. The Customer is responsible for work performed by non-certified installers.
- Upgrades to Customer's existing system(s) in order to support the proposed system.
- Mitigate the impact of upgrading Customer third-party system(s) that will integrate with the proposed system. Motorola strongly recommends working with the Motorola Project Team to understand the impact of such upgrades prior to taking action.
- Active participation of Customer SMEs during the course of the project.
- Electronic versions of any documentation associated with business processes identified.
- Providing a facility with the required computer and audio-visual equipment for training and work sessions.
- Ability to participate in remote project meetings using Google Meet or a mutually agreed upon Customer-provided remote conferencing tool.

Motorola is not responsible for any delays that arise from Customer's failure to perform the responsibilities outlined in this SOW or delays caused by Customer's third-party vendor(s) or subcontractor(s).

NETWORK AND HARDWARE REQUIREMENTS

The following requirements must be met by the Customer prior to Motorola installing the proposed system:

- Provide network connectivity for the transfer and exchange of data for the proposed system.
- Provide Virtual Private Network (VPN) remote access for Motorola personnel to configure the system and conduct diagnostics.
- Provide Internet access to server(s).
- Provide devices such as workstations, tablets, and smartphones with Internet access for system usage. Chrome is the recommended browser for optimal performance. The workstations must support MS Windows 11 Enterprise.
- Provide and install antivirus software for workstation(s).
- Provide Motorola with administrative rights to Active Directory for the purpose of installation, configuration, and support.
- Provide all environmental conditions such as power, uninterruptible power sources (UPS), HVAC, firewall and network requirements.
- Ensure required traffic is routed through Customer's firewall.

Motorola is not responsible for any costs or delays that arise from Customer's failure to meet network and hardware requirements.



PROJECT PLANNING

A clear understanding of the needs and expectations of Motorola and the Customer is critical to fostering a collaborative environment of trust and mutual respect. Project Planning requires the gathering of specific information to set clear project expectations and guidelines, as well as lay the foundation for a successful implementation.

PROJECT PLANNING SESSION

A Project Planning Session will be scheduled after the Contract has been executed. The Project Planning Session is an opportunity for the Motorola and Customer PM to meet prior to the Project Kickoff Meeting and review key elements of the project and expectations. Depending on the items purchased, the agenda will typically include:

- A high level review of the following project elements:
 - Contract documents.
 - A summary of contracted applications and hardware as purchased.
 - Customer's involvement in project activities to confirm understanding of scope and required time commitments.
 - A high level Project Schedule with milestones and dates.
- Confirm CJIS background investigations and fingerprint requirements for Motorola employees and/or subcontractors.
- Determine Customer location for Motorola to ship their equipment for installation.

Motorola Responsibilities

- Schedule the remote Project Planning Session.
- Request the assignment of Customer Project Team and any additional Customer resources that are instrumental to the project's success.
- Provide the initial Project Schedule.
- Baseline the Project Schedule.
- Review Motorola's delivery approach and its reliance on Customer-provided remote access.
- Document mutually agreed upon Project Kickoff Meeting Agenda.
- Request user information required to establish the Customer in LXP.

Customer Responsibilities

- Identify Customer Project Team and any additional Customer resources that are instrumental to the project's success.
- Acknowledge the mutually agreed upon Project Kickoff Meeting Agenda.
- Provide approval to proceed with the Project Kickoff Meeting.

Motorola Deliverables

- Project Kickoff Meeting Agenda.

PROJECT KICKOFF

Motorola will work with the Customer to understand the impact of introducing a new solution and the preparedness needed for a successful implementation.



Note – The IT Questionnaire is completed during the pre-sales process and prior to Contract award. The IT Questionnaire is given to Motorola at the time of offer acceptance. Delay in completing the IT Questionnaire may delay shipment of equipment. Motorola will not be responsible for any delays associated with or related to the completion of the IT Questionnaire.

Motorola Responsibilities

- Review Contract documents including project delivery requirements as described in this SOW.
- Discuss the deployment start date and deliver the Deployment Checklist.
- Discuss vehicle equipment installation activities and responsibilities.
- Discuss the equipment inventory process (if applicable).
- Discuss project team participants and their role(s) in the project with fulfilling the obligations of this SOW.
- Review resource and scheduling requirements.
- Discuss Motorola remote system access requirements (24-hour access to a secured two-way Internet connection through the Customer's firewall for the purpose of deployment and maintenance).
- Discuss and deliver the Business Process Review (BPR) Workbook.
- Complete all necessary documentation (i.e. fingerprints, background checks, card keys, etc.) required for Motorola resources to gain access to Customer facilities.
- Discuss the LXP training approach.
- Provide designated Customer administrator with access to LXP.
- Review and agree on completion criteria and the process for transitioning to support.

Customer Responsibilities

- Provide feedback on project delivery requirements.
- Review the Deployment Checklist.
- Review the roles of project participants to identify decision-making authority.
- Provide VPN access to Motorola personnel to facilitate delivery of services described in this SOW.
- Validate non-disclosure agreements, approvals, and other related items are complete (if applicable).
- Provide all documentation (i.e. fingerprints, background checks, card keys, etc.) required for Motorola resources to gain access to Customer facilities.
- Provide Motorola with names and contact information to the designated LXP Administrator(s).

Motorola Deliverables

- Project Kickoff Meeting Minutes.
- BPR Workbook.
- Deployment Checklist.

DISCOVERY TELECONFERENCE

During the Discovery Teleconference, Motorola will meet with the Customer to define system configuration, as well as, agency recording and retention policies. This information will be documented in the Business Process Review (BPR) Workbook, which is used as a guide for configuration and provisioning decisions.

Motorola Responsibilities

- Facilitate Discovery Teleconference(s).
- Review and complete BPR Workbook with the Customer.



- Confirm Customer-provided configuration inputs.

Customer Responsibilities

- Gather and review information required to complete the BPR Workbook during the Discovery Teleconference.
- Schedule Customer Project Team and SMEs to attend the Discovery Teleconference. SMEs should be present to weigh-in on hardware, software and network components. Customer attendees should be empowered to convey policies and make modifications to policies as necessary.
- Return completed BPR Workbook no later than five (5) business days after the conclusion of the Discovery Teleconference.

Motorola Deliverables

- Completed BPR Workbook.



PROJECT EXECUTION

HARDWARE PROCUREMENT AND INSTALLATION

Motorola will procure contracted hardware as part of the ordering process. The hardware will be configured with a basic profile in line with the information provided by the IT Questionnaire or Discovery Teleconference for installation and configuration of the system. The Customer is responsible for providing an installation environment that meets manufacturer's specifications for the hardware, which includes but is not limited to:

- Power
- Heating and Cooling
- Network Connectivity
- Access and Security
- Conduit and Cabling

Motorola Responsibilities

- Procure contracted equipment and ship to the Customer's designated location.
- Inventory equipment after arrival at Customer location (if applicable).
- Install backend server in Customer's designated area (if applicable).
- Conduct a power-on test to validate the installed hardware and software are ready for configuration.
- Verify remote connection to hardware.
- For an on-site deployment, Motorola will be responsible for verifying the body-worn camera Transfer Stations are connected to the Customer's network. The Customer is responsible for ensuring Motorola has the correct IP address(es) for configuring the Transfer Stations, and the Customer's network is operational.
- The installer will be responsible for installing the Access Point(s) (APs) if provided by Motorola (if applicable).
- The ST will verify whether the AP(s) are properly installed and connected to the network (if applicable).
- Create a Trip Report outlining the activities completed during configuration and testing of system hardware.

Customer Responsibilities (if applicable)

- Procure Customer-provided equipment and make it available at the installation location.
- Confirm the server room complies with environmental requirements (i.e. power, uninterruptible power, surge protection, heating/cooling, etc.).
- Verify the server is connected to the Customer's network.
- Provide, install, and maintain antivirus software for server(s) and/or workstation(s).
- Enable outgoing network connection (external firewall) to the CommandCentral cloud by utilizing the Customer's Internet connection (if applicable).
- Install Customer-supplied APs (if applicable).
- Verify APs are properly installed and connected to the network (if applicable).
- For remote deployments, the Customer is responsible for verifying the body-worn camera Transfer Stations are connected to their network.
- Confirm access to installed software on Customer-provided workstation(s).
- For body-worn cameras, the Customer will verify whether the Transfer Station(s) are connected to their network.

Motorola Deliverables

- Contracted Equipment.



- Equipment Inventory (if applicable).

In-Car Video System Configuration (if applicable)

The Motorola-certified installer will complete the installation of the in-car video (ICV) system(s) within the Customer-provided vehicle(s). The installer may also be responsible for installing cellular routers or WiFi radios inside the vehicle(s) for wireless upload of video to the Customer's digital evidence management system.

The Customer vehicles must be available for the ST to complete the configuration and testing of the contractual number of ICVs. If the Customer does not have all vehicles available during the agreed upon date and time, the Customer may opt to sign-off on the number of ICV configurations completed. If the Customer requires the ST to complete the full contractual number of ICVs at a later date and time, additional cost may be incurred. **Table 1-1** shows the number of ICVs an ST is contractually obligated to configure and test based on the number of ICVs purchased.

Table 1-1: Number of Contractual ICV Configurations

| Number of ICV Purchased | Number of ICV to Test |
|-------------------------|-----------------------|
| 1 | 1 |
| 2 | 2 |
| 3 | 3 |
| 4 | 4 |
| 5 - 25 | 5 |
| 26 - 50 | 10 |
| 51 - 75 | 15 |
| 76 - 100 | 20 |
| 101 - 150 | 30 |
| 151 - 200 | 40 |
| 201+ | 20% |

Note – The Pricing Page will reflect in-car video installation services by Motorola if Motorola is responsible for the vehicle installations.

Motorola Responsibilities

- Setup server for ICV digital video recorder (DVR) configuration.
- Create configuration USB used to complete ICV hardware configuration and validation.
- Travel to the Customer site to conduct configuration and testing of ICVs.
- Complete ICV configuration on a single vehicle, and validate the configuration with the Customer.
- Receive Customer approval to proceed with remaining ICV configurations.
- Complete remaining contracted vehicle configurations.
- Test a subset of completed ICV hardware configurations.



- For Motorola-certified installer, complete the installation of cellular router and confirm placement of antenna mounting with Customer (if applicable).
- The Motorola-certified installer will install Customer-provided SIM card into cellular router and connect cellular router to ICV (if applicable).
- Activities surrounding ICV (M500) interface to Automatic License Plate Recognition (ALPR) (if applicable).
 - Install Car Detector Mobile MDC Software on Customer-provided mobile data terminal (MDT) within the vehicle.
 - Configure MDC Network Card.

Customer Responsibilities

- Provide Motorola with remote connection and access credentials to complete ICV hardware configuration.
- Notify Motorola of the vehicle installation location.
- Coordinate and schedule date and time for ICV hardware configuration(s).
- Make ICV hardware available to Motorola for configuration and testing in accordance with the Project Schedule.
- Provide cellular SIM Card for Internet connectivity to the installer at time of vehicle installation.

Motorola Deliverables

- Complete Functional Validation Plan as it applies to the proposed solution.

NOTE - The Customer is responsible for having all vehicles and devices available for installation per the Project Schedule. All cellular data fees and Internet connectivity charges are the responsibility of the Customer. If a Motorola-certified installer is not used to install the ICV(s), Motorola is not responsible for any errors in hardware installation, performance or delays in the Project Schedule. In the event the Customer takes on the responsibility of installing the ICV(s) through a Motorola-certified installer, Motorola is also not responsible for any errors in hardware installation, performance or delays in the Project Schedule. For ALPR installations, an MDT is required for all vehicles (if applicable).

Body Worn Camera Configuration (if applicable)

The Transfer Station will be utilized to configure each body-worn camera according to the Business Process Review. In order for this process to be successfully completed, the Transfer Station must be connected to the Customer's digital evidence management system. The table below shows the number of body-worn cameras an ST is contractually obligated to configure and test based on the number of body-worn cameras purchased.

Table 1-2: Number of Contractual Body-Worn Camera Configurations

| Number of BWC Purchased | Number of BWC to Test |
|-------------------------|-----------------------|
| 1 | 1 |
| 2 | 2 |
| 3 | 3 |
| 4 | 4 |
| 5 - 25 | 5 |
| 26 - 50 | 10 |



| Number of BWC Purchased | Number of BWC to Test |
|-------------------------|-----------------------|
| 51 - 75 | 15 |
| 76 - 100 | 20 |
| 101 - 150 | 30 |
| 151 - 200 | 40 |
| 201+ | 20% |

Motorola Responsibilities

- Configure Transfer Station(s) for connectivity to the digital evidence management system.
- Verify the Transfer Station(s) is configured properly and connected to the network.
- Configure body-worn camera(s) within the digital evidence management system.
- Check out body-worn camera(s) and create a test recording.
- Verify completion of upload from body-worn camera(s) after it is docked in a Transfer Station or USB dock.
- Install and provide a demonstration of client software as part of the same on-site engagement as Go-Live, unless otherwise outlined in this SOW.

Customer Responsibilities

- Select physical location(s) for Transfer Station(s).
- Provide and install workstation hardware.
- Complete installation of client software on remaining workstations and mobile devices.
- Validate functionality of components and solution utilizing the Deployment Checklist.
- Provide Motorola remote connection information and necessary credentials.

Automatic License Plate Recognition (ALPR) Commissioning (if applicable)

This section highlights the responsibilities of Motorola and the Customer when an in-car video system interfaces with the Law Enforcement Archival Report Network (LEARN) database.

Motorola Responsibilities

- Create a Customer account in the LEARN system with user emails.
- Verify the Customer has installed and launched the Vigilant Car Detector Mobile Software per the Vigilant LEARN Quickstart Guide.
- Provide Mobile LPR - Officer Safety Basic and Advanced Pre-Installation Checklist.
- Provide Agency Manager with Training Materials and Car Detector Mobile MDC software installation guide.
- Advise Agency Manager of different options available to add new users.
- Confirm Agency Manager is aware of registration required for Hotlists.
- Confirm Agency Manager understands how to set up data-sharing.

Customer Responsibilities

- Identify the Agency Manager.
- Register to receive access to Hotlists.



SOFTWARE INSTALLATION AND CONFIGURATION

Motorola will install VideoManager Evidence Library (EL) software on a specified number of workstations dictated by the Contract. The Customer will be responsible for installing the software on the remaining workstations. Provisioning of VideoManager EL software will be done in accordance with the information contained in the BPR Workbook.

Installation of VideoManager EL software consists of the following activities:

- Delivery and installation of server hardware (if applicable).
- Network discovery.
- Operating system and software installation.
- Onboarding user / group identity set up.
- Provide access to the application.

VideoManager EL (if applicable)

The VideoManager EL software is an on-premises solution that requires an onsite server and supports both body worn cameras and in-car video systems.

Motorola Responsibilities

- Install software on a specified number of customer workstations and/or mobile devices.
- Use information provided in the BPR Workbook to configure VideoManager EL software.
- Test software using applicable portions of the Functional Validation Plan.
- Provide instruction on client software USB utility.

Customer Responsibilities

- Provide a network environment that conforms to the requirements presented in the Solution Description.
- Procure and install server and storage hardware at desired location in accordance with Solution Description requirements.
- Perform a power on test with Motorola.
- Provide assigned Motorola System Administrator with access to SQL database for installation purposes (Motorola's access will be revoked upon conclusion of the installation).
- For Active Directory integration, provide domain user (service account), security group (for application administrators including service account), and domain read access (if applicable).
- Provide workstation and/or mobile device hardware in accordance with specifications listed in the Solution Description.
- Complete online training.
- Complete installation of client software on remaining workstations and/or mobile devices.

VideoManager ELC (if applicable)

VideoManager ELC software is a cloud solution that does not require an onsite server and supports both body-worn cameras and in-car video systems.

Motorola Responsibilities

- Use information provided in BPR Workbook to configure VideoManager ELC software.
- Based on Customer feedback, perform the following activities:



- Create users, groups, and setup permissions.
- Create event categories.
- Set retention policies.
- Test software using applicable portions of the Functional Validation Plan.
- Ensure training POC can access the system.

Customer Responsibilities

- Verify traffic can be routed through Customer's firewall and reaches end user workstations.

CloudConnect Installation and Configuration (applicable for CommandCentral Aware purchase)**Motorola Responsibilities**

- Verify remote access capability.
- Remotely configure CloudConnect Virtual Machine within the Cloud Anchor Server.
- Configure network connectivity and test connection to the CloudConnect Virtual Machine.
- Create an IPSEC tunnel.
- Provide Customer with the information for setting up the IPSEC tunnel.

Customer Responsibilities

- Provide Motorola with two static IP addresses, corresponding subnet masks/default gateway, and available NTP and DNS IP for the CloudConnect Virtual Machine and the Cloud Anchor Server.
- Confirm with Motorola the network performance requirements are met.
- Configure firewall to allow traffic from IPSEC tunnel.

Completion Criteria

- CloudConnect Virtual Machine configuration is complete and accessible throughout the network.

CommandCentral Evidence (if applicable)

Motorola will work with the Customer to determine best industry practices, current operations environment, and subsystem integration to ensure optimal configuration of your CommandCentral Evidence solution.

Motorola Responsibilities

- Use the CommandCentral Admin Portal to provision users, groups, and rules based on Customer Active Directory data.
- Guide the Customer in the configuration of CommandCentral Evidence.

Customer Responsibilities

- Supply access and credentials to Customer's Active Directory for the purpose of Motorola conducting CommandCentral Evidence provisioning.
- Respond to Motorola's inquiries regarding users, groups and agency mapping to CommandCentral Evidence.
- Provision policies, procedures, and user permissions.
- Configure evidence as directed by Motorola.



DATA MIGRATION SERVICES (IF APPLICABLE)

The Customer is responsible for partitioning data to be converted from a legacy or on-premises digital evidence management system to an on-cloud solution as part of this offer. The Customer will have ten (10) business days to provide feedback after Motorola validates the migrated data. If feedback is not received on or before ten (10) business days, Motorola will assume the migration is complete.

Motorola Responsibilities

- Receive access to Customer video data.
- Perform contracted data migration and validation.

Customer Responsibilities

- Provide remote access to partitioned data to be migrated.
- Validate migrated dataset, and provide Motorola with feedback within ten (10) business days.

Completion Criteria

- A migrated dataset as defined in the Contract.

DEMS INTEGRATIONS AND THIRD-PARTY INTERFACES (IF APPLICABLE)

The integration between Motorola's digital evidence management system and the Customer's third-party system may consist of an iterative series of activities depending on the complexity of accessing the third-party system. Interfaces will be installed and configured in accordance with the Project Schedule. The Customer is responsible for engaging third-party vendors as required to facilitate connectivity and testing of the interface(s).

Motorola Responsibilities

- Develop and configure interface(s) to support the functionality described in the Solution Description.
- Establish and validate connectivity between Motorola and third-party systems.
- Perform functional demonstration to confirm the interface(s) can transmit and receive data to the Customer's digital evidence management system.

Customer Responsibilities

- Act as liaison between Motorola and third-party vendor(s) as required to establish connectivity to the digital evidence management system.
- Provide personnel authorized to make changes to the network and third-party systems to support Motorola's integration efforts.
- Provide network connectivity between digital evidence management system and the third-party system(s).
- Provide information on API, SDKs, data scheme, and any documentation necessary to establish interfaces with all local and remote systems. This information should be provided to the Motorola PM within ten (10) business days of the Interface Engagement Meeting.

NOTE - At the time of initial design, unknown circumstances, requirements or anomalies may present difficulties with interfacing Motorola products to a third-party application. These difficulties could result in a poorly performing or a non-functional interface. By providing Motorola with this information early in the deployment process, will put us in the best position to mitigate these potential issues. If the resolution requires additional third-party integration, application upgrades, APIs, and/or additional software licenses, the Customer is responsible for addressing these issues at their cost. Motorola is not responsible for any delays or costs associated with third-party applications or Customer-provided third-party hardware or software.



SYSTEM TRAINING

The objective of this section is to prepare for and deliver training. Motorola training consists of computer-based (online) and instructor-led (on-site or remote) depending on what is purchased. Our training delivery methods will vary depending on course content. Training will be delivered in accordance with the Education Plan. As part of our training delivery, Motorola will provide user guides and training materials in an electronic format.

ONLINE TRAINING (IF APPLICABLE)

Online training is made available to the Customer through LXP. This subscription service provides customers with unlimited access to our online training content and provides users with the flexibility of learning the content at their own pace. Training content is added and updated on a regular basis to keep information current.

Through LXP, a list of available online training courses, Motorola User Guides, and Training Material are accessible in electronic format.

Motorola Responsibilities

- Designate a LXP Administrator to work with the Customer.
- Establish an accessible instance of LXP for the Customer.
- Configure a Customer-specific portal view.
- Organize content to align with Customer's selected technologies.
- Create initial Customer user accounts and a single Primary Administrator account.
- During onboarding, assist the Customer with LXP usage.
- Provide technical support for user account and access issues, LXP functionality, and Motorola managed content.
- Provide instruction to Customer LXP Administrator on building groups.

Customer Responsibilities

- Provide user information for the initial creation of accounts.
- Complete LXP Administrator training.
- Ensure network and Internet connectivity for Customer access to LXP.
- Customer's primary LXP Administrator is required to complete the following self-paced training: LXP Introduction (LXP0001), LXP Primary Site Administrator Overview (LXP0002), and LXP Group Administrator Overview (LXP0003).
- Advise users on the availability of training through LXP.
- Ensure users complete LXP training in accordance with the Project Schedule.
- Build groups as needed.

INSTRUCTOR-LED TRAINING (ON-SITE AND REMOTE, IF APPLICABLE)

Instructor-led courses are based on products purchased and the Customer's Education Plan.

Motorola Responsibilities

- Deliver User Guides and training materials in an electronic format.
- Perform training in accordance with the Education Plan.



- Provide the Customer with training attendance rosters and summarize any pertinent information that may impact end user training.

Customer Responsibilities

- Supply classroom(s) based on the requirements listed in the Education Plan.
- Designate training representatives who will work with the Motorola trainer(s) to deliver the training content.
- Facilitate training of all Customer end users in accordance with the Customer's Education Plan.

Motorola Deliverables

- Electronic versions of User Guides and training materials.
- Attendance rosters.



PROJECT GO-LIVE, CLOSURE, AND HANDOVER TO SUPPORT

Motorola will utilize the Deployment Checklist throughout the deployment process to verify features and functionality are in line with installation and configuration requirements. The Customer will witness the ST demonstrating the Deployment Checklist and provide feedback as features and functionality are demonstrated. The Customer is considered Live on the system after the equipment has been installed, configured, and made available for use, and training has been delivered or made available to the Customer.

Upon the conclusion of Go-Live, the project is prepared for closure. Project closure is defined as the completion of tasks and the Customer's receipt of contracted components. The Deployment Checklist serves as the artifact that memorializes a project closure. A System Acceptance Certificate will be provided to the Customer for signature to formally close out the project. The Customer has ten (10) business days to provide Motorola with a signed System Acceptance Certificate. If the Customer does not sign off on this document or provide Motorola written notification rejecting project closure, the project will be deemed closed. Upon project closure, the Customer will engage with Technical Support for on-going needs in accordance with the Customer's specific terms and conditions of support.

Motorola Responsibilities

- Provide the Customer with Motorola Technical Support engagement process and contact information.
- Provide Technical Support with the contact information of Customer users who are authorized to engage Technical Support.
- Ensure Deployment Checklist is complete.
- Obtain Customer signature on the System Acceptance Certificate.
- Provide Customer survey upon closure of the project.

Customer Responsibilities

- Within ten (10) business days of receiving the System Acceptance Certificate, provide signatory approval signifying project closure.
- Provide Motorola with the contact information of users who are authorized to engage Motorola's Technical Support.
- Engage Technical Support as needed.

Motorola Completion Criteria

Provide Customer with survey upon closure of the project.



ASSUMPTIONS

This SOW is based on the following list of assumptions (if applicable):

- Videomanager EL Cloud (VMELC) must be connected to the Microsoft Entra ID (formerly known as Microsoft Azure Active Directory) for user authentication to the VMELC application. Microsoft Entra ID can be synchronized with the Customer's on-premises Active Directory using Azure AD Connect. If the Customer is using Microsoft Office 365, Motorola will be able to integrate with this Microsoft Entra ID.
- Must be 2003 or later for Microsoft Entra ID integration.
- Upload Speed Requirements for Hardware Devices
 - 5 Mbps + 3 Mbps per additional device.
 - This assumes it will take 8 hours to upload 5 GB of video on a device.
 - 40-50 Mbps per concurrent uploading device.
 - This assumes video is required to upload within 30-40 minutes with approximately 5 GB to upload.
- If the Customer is supplying an upload server to temporarily store video, please verify the server complies with the specifications provided in the Solutions Description.
- By default, M500 ICVs and V300/V700 BWCs do not need an upload server for cloud deployments. An upload server may be required depending on how many devices are uploading concurrently and the need for the Customer to upload video evidence at a given speed.
- Upload appliance required if using 4REs or VISTA body worn cameras connected to VideoManager EL Cloud
- Cellular upload of ICVs and BWCs (if applicable) requires an Ethernet connection to an LTE modem in the vehicle.
- If the Customer is supplying a server for VideoManager EL (On-premises) solution, the Customer must verify the server is not a Domain Controller.
- VideoManager EL for on-premises cannot be installed on a server running Active Directory or Exchange applications on the Customer's network.
- The ICVs are configured with a hidden SSID and WPA2-AES Security with a 128-bit Pre-shared Key. If another type of security is desired, the Customer will be responsible for configuring these security requirements into the ICVs. This information must be supplied through the IT Questionnaire in order for the factory to configure the correct security requirements.
- If the Customer is supplying their own Access Point, it must be 5 GHz 802.11n compatible.



VIDEO-AS-A-SERVICE OVERVIEW

Video-as-a-Service (VaaS) is a subscription-based solution that provides agencies with Motorola's industry-leading evidence collection and management tools. VaaS provides agencies access to high-definition camera systems and the industry's only fully end-to-end digital evidence management ecosystem. Included in this quote is access to CommandCentral Evidence, which includes several applications that enable a single, streamlined workflow.



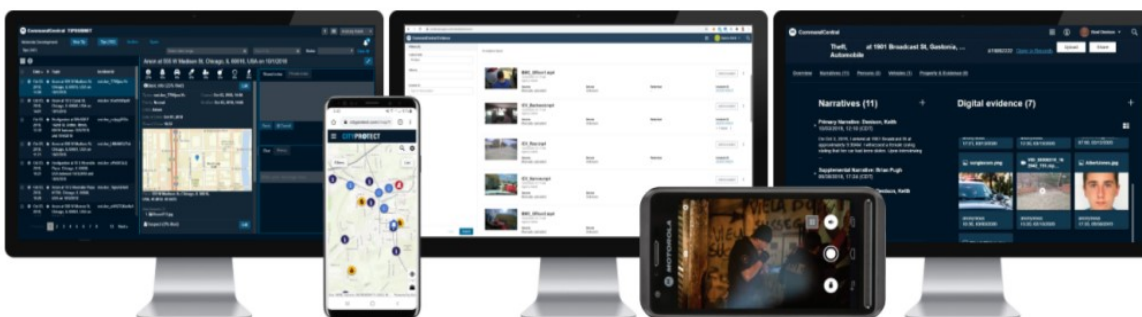
When combined into a single solution, these tools enable officers in the field to easily capture, record, and upload evidence, as well as efficiently manage and share that evidentiary data. Because Video-as-a-Service requires no up-front purchase of equipment or software, it provides a simple way to quickly deploy and begin using a complete camera and evidence management solution for a per-device charge, billed quarterly.



COMMANDCENTRAL EVIDENCE PLUS SOLUTION DESCRIPTION


OVERVIEW

CommandCentral Evidence provides a suite of digital evidence management tools that help users contain, organize, and act on large amounts of incoming multimedia. These tools streamline the collection, capture, storage, and sharing of data from a single location. By centralizing digital evidence storage and management, CommandCentral Evidence removes data silos and helps users get the most out of their critical information.



Users access all case content from a single, cloud-based location. Cases integrate records and evidence content, allowing users to view all media associated with a case. These cloud-based tools help users account for all evidence regardless of source. CommandCentral Evidence makes it easy to secure and share content with chain of custody intact to improve collaboration.

CommandCentral Evidence is available without any upfront investment. Monthly subscription service costs include the software and video storage. And CommandCentral Evidence uses the Azure GovCloud, securing data at rest and in transit to protect communications. This complies with CJIS guidelines and the NIST framework, audited annually against the Service Organization Control 1 and 2 reporting framework.

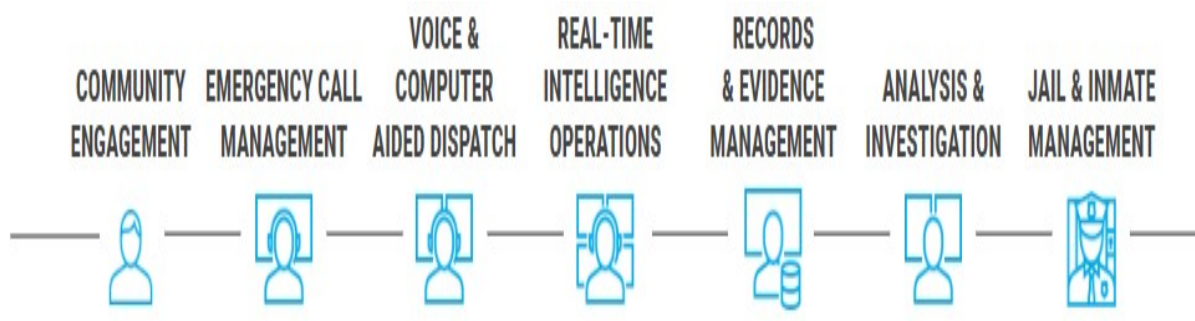


Any sales transaction following Motorola's quote is based on and subject to the terms and conditions of the valid and executed written contract between Customer and Motorola (the "Underlying Agreement") that authorizes Customer to purchase equipment and/or services or license software (collectively "Products"). If no Underlying Agreement exists between Motorola and Customer, then Motorola's Standard Terms of Use and Motorola's Standard Terms and Conditions of Sales and Supply shall govern the purchase of the Products.

THE COMMANDCENTRAL PLATFORM

CommandCentral is an end-to-end platform of interconnected solutions that unify data and streamline public safety workflows from a tip or call to case closure. Through single sign-on capabilities, your personnel can access all CommandCentral software applications with one agency username and password for a more streamlined workflow. The CommandCentral platform puts your agency's data to better use, improves safety for critical personnel, and helps keep your focus on the communities you serve.

CommandCentral evolves over time, maximizing the value of existing investments while adopting new capabilities that better meet your personnel's growing needs. With cloud-based services and an agile development methodology through constant user feedback, Motorola Solutions can deliver new features and functionality in a more manageable, non-intrusive way.

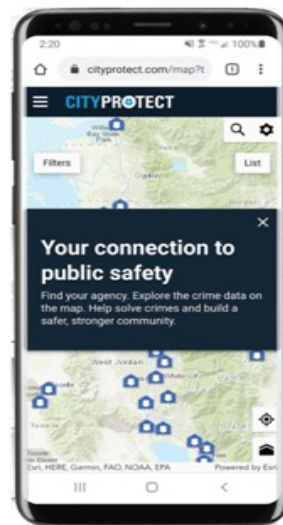


The CommandCentral End-to-End Platform

Community Interaction Tools

CommandCentral Evidence provides a set of Community Interaction tools to enhance the partnership between your agency and the public. This solution is the foundation for transparent community engagement by streamlining the flow of data between your agency and the people you serve. The toolkit helps build public trust and increases the value of community intelligence. As a result, your agency gains new ways to connect with the public, building collaboration and transparency.

Community interaction centers around CityProtect.com. This mobile-friendly webpage offers citizens a centralized set of tools to contribute to public safety. The tools and forms within CityProtect enable you to create a dialogue with your community and promote the value of citizen intelligence. Sharing and receiving important data is streamlined to make engagement easier.



AGENCY PAGE

CommandCentral Evidence provides a dedicated, public-facing webpage for your agency. This customizable page offers a unique URL to serve as the hub for community interaction with access to the tools for the public to connect with your agency.

The agency page shows quick, rotating messages—bulletins (up to five 244-character messages)—to keep the public informed. Your agency will control the order, schedule, and expiration date of these bulletins. The page also integrates an agency's social media feeds to further unify communications.

PUBLIC SUBMISSIONS

With CommandCentral Evidence, the public can submit information online with an easy-to-use interface. There are multiple self-service form options for online submissions, such as anonymous tips, public information requests, and non-emergency submissions. Your agency will decide which of these forms to deploy and how to personalize these forms with built-in form management tools. The public can submit tips using these forms on CityProtect, or via anonymous SMS communication. Together, these submissions help agencies build a more accurate operating picture. TipManager manages these submissions in a central location and saves digital content in CommandCentral Evidence. This streamlines public-provided content with officer-captured evidence in a single repository.

DIGITAL EVIDENCE COLLECTION

CommandCentral Evidence's digital evidence collection features allows your agency to collect case-specific digital media from any source without needing a personal device or physical storage, such as CDs, USBs, or other devices checked into physical evidence stores. Digital files are automatically added and tagged within the application, making access to specific information easy and efficient.

CRIME MAP

Crime Map is built into the CityProtect home page. Crime Map automatically publishes crime data and incident information from your CAD or RMS or CAD system to an interactive, online map. This map keeps the public informed of local crime activity and offers visibility into your operations. Crime Map also provides the following:

- Incident data display with up to hourly updates.
- Primary Agency shapefile.
- Sex offender listing options.
- Crime data download option and action link.

CAMERA REGISTRATION

Camera Registration allows citizens to register their residential or commercial security cameras in CityProtect. Each community member can create a free CityProtect user account to manage their camera information. Your agency can then access the location of these cameras



and contact the owner for potential video evidence. The data from these accounts is visualized in a variety of CommandCentral applications.

FIELD RESPONSE APPLICATION

CommandCentral Evidence features a mobile application that allows users to capture video, images, and audio from the field. The application provides advanced camera controls to help users control what is captured. Integrated metadata population and tagging provides immediate access of content in the Digital Evidence Management application. This isolation ensures evidence is not accessible by other apps and ensures an uncompromised chain of custody from the moment of capture.

This application is a capture source for officers, detectives, command staff, supervisors and other law enforcement personnel. The application's user interface exists in the same ecosystem as the Digital Evidence Management tool. The field response application is available on iOS and Android.

RECORDS MANAGEMENT

CommandCentral Evidence's record management capabilities allow users to quickly and easily search video, audio, images, and other digital content. It then stores that data in a central cloud-based location, streamlining access and management across your organization to reduce the complexities of record management. As a result, this solution helps save your personnel valuable time and allows them to focus on critical tasks.

Records Management offers users the following features to benefit management workflows:

- Consolidated Record View – Enter and view incident data, officer narrative, and digital evidence with one user interface, allowing officers to spend more time in the field.
- Task Creation and Assignment – View, create, and assign tasks or projects for the day as part of the Insights Dashboard. This helps build and close cases faster by tracking progress and assigning ownership to activities.
- Unified Search – Find specific information faster by searching across all agency data.
- Master Indexes – Validate data on persons, vehicles, and organizations against the master indexes. For example, agencies can verify that an arrested person, person of interest, or suspect's information is accurate.
- Compliance Verification – Prompt officers for the information they need so you can check reports before submission and save response time.
- Record Quality Control – Keep data clean by identifying, merging, and de-duplicating records automatically.
- Trusted Agency Sharing – Remain in control of your data when you share case information with other agencies.
- Judicial Case Sharing – Share validated evidence items with trusted judicial partners for use in court, with a verifiable chain of custody.
- Crime Predictions in Dashboard – Monitor activity and set threshold alerts to identify and address crime trends.
- Data Insights Reporting – Access critical insight with pre-built reports and dashboards to make data-driven decisions.



Any sales transaction following Motorola's quote is based on and subject to the terms and conditions of the valid and executed written contract between Customer and Motorola (the "Underlying Agreement") that authorizes Customer to purchase equipment and/or services or license software (collectively "Products"). If no Underlying Agreement exists between Motorola and Customer, then Motorola's Standard Terms of Use and Motorola's Standard Terms and Conditions of Sales and Supply shall govern the purchase of the Products.

DIGITAL EVIDENCE MANAGEMENT

CommandCentral Evidence's digital evidence management tools streamline collecting, securing, and managing multimedia evidence. These tools simplify how a secure digital evidence library is built by incorporating data from multiple sources into a unified evidence storage framework. Users can upload digital evidence from a variety of sources to quickly build cases. Evidence stored within the tool is easy to search, correlate, and review alongside other case-related information from your CAD or RMS database. Relevant content can be marked and intelligently sorted to quickly locate critical information from a central touchpoint. This unified storage framework allows personnel to make informed decisions from an organized and complete case evidence view, while offering an access control system to allow only authorized personnel to view sensitive information.

STORE AND MANAGE

CommandCentral Evidence simplifies building a secure digital evidence library by incorporating data from multiple sources into a unified evidence storage framework. Users can upload digital evidence files from a variety of sources to build cases. Products from Motorola Solutions, such as body-worn cameras, in-car cameras, the mobile field response application, and other CommandCentral software, automatically transmit data to Digital Evidence Management. This saves the time and effort needed to manually upload files. Once the content is securely stored, content management is more efficient.

Digital Evidence Management streamlines content management workflows, with tags and metadata that make it easier to correlate, search, and manage evidence. The application automatically links evidence based on the tags and metadata attached to those files, helping users find additional contextual information on an incident and build cases quickly. Users can search and filter content to locate additional relevant data to link to a case or incident. To quickly access evidence items that they frequently need to reference, users can group or bookmark files within the interface.

CommandCentral Evidence provides unlimited storage for events captured by the WatchGuard video systems where the applied data retention period does not exceed one year for non-evidentiary recordings or 10 years for evidentiary recordings (recordings associated with a case). Additionally, the video recording policy must be event-based (policies that require officers to record their entire shift will not qualify for this plan). For non-camera data storage (data not captured by the body camera and/or in-car system), agencies receive 50GB of storage per device, per month, pooled across all devices in the program.

INTERFACE SERVER REQUIREMENTS

A customer-provided virtual machine is required to support the interface. The virtual machine must meet the following minimum specifications:

- Access to Customer-Provided Internet.

The customer-provided virtual machine will allow CloudConnect to be installed to enable CommandCentral cloud applications to connect to on-premises applications, like CAD/RMS systems.



Any sales transaction following Motorola's quote is based on and subject to the terms and conditions of the valid and executed written contract between Customer and Motorola (the "Underlying Agreement") that authorizes Customer to purchase equipment and/or services or license software (collectively "Products"). If no Underlying Agreement exists between Motorola and Customer, then Motorola's Standard Terms of Use and Motorola's Standard Terms and Conditions of Sales and Supply shall govern the purchase of the Products.

COMMANDCENTRAL EVIDENCE PLUS STATEMENT OF WORK

OVERVIEW

The Statement of Work (SOW) defines the principal activities and responsibilities of Motorola Solutions, Inc. ("Motorola Solutions") and the Customer. Motorola Solutions and the Customer will work to complete their respective responsibilities in accordance with the mutually agreed upon governing schedule. Any changes to the governing schedule will be mutually agreed upon via the change provision of the Agreement.

AGENCY AND USER SETUP

The Customer's agency(s) and CommandCentral users must be provisioned within the CommandCentral cloud platform using the CommandCentral Admin tool. The provisioning process allows the agency(s) to define the specific capabilities and permissions of each user.

Motorola Solutions Responsibilities

- Use the CommandCentral Admin tool to establish the Customer and the Customer's agency(s) within the CommandCentral cloud platform. This activity is completed during the order process.
- Provision agency's CommandCentral initial users and permissions.

Customer Responsibilities

- Identify a System Administrator(s).
- Ensure all System Administrators complete the CommandCentral Admin training.
- Use the CommandCentral Admin tool to setup CommandCentral administration and user passwords, and provision agency's CommandCentral users and permissions.

Completion Criteria

Initial agencies and users have been configured.

COMMUNITY INTERACTION TOOL

Motorola Solutions enables the Community Interaction Tool during the order process.

Motorola Solutions Responsibilities

- Refer to Agency and User Setup section of SOW.
- Connect Customer incident data ingest.

Customer Responsibilities

- Provision policies and procedures, tags, retention periods, and user permissions.
- Configure Community Interaction Tool settings (location of agency pin, shape of agency, keywords, agency page, URL, which forms to deploy).
- Provide access to Motorola Solutions' team to connect incident data ingest.



Completion Criteria

Community Interaction Tool subscription enabled.

RECORDS MANAGEMENT

This document describes the activities required to ensure access to the subscription software and the Customer's provisioning activities.

Records Management features preconfigured Incident Forms and standard Workflows. As a result, minimal configuration work is required prior to operation.

Motorola Solutions Responsibilities

- Refer to the Agency and User Setup section of SOW.

Customer Responsibilities

- Provision all required custom Offence Codes using the CommandCentral user interface.

Completion Criteria

Records Management enabled and offence codes provisioned.

DIGITAL EVIDENCE MANAGEMENT

Motorola Solutions will discuss industry best practices, current operations environment, and subsystem integration in order to determine the optimal configuration for Digital Evidence Management. Motorola Solutions enables the subscription during the order process.

Note that while Digital Evidence Management is capable of interfacing with a variety of data sources, any additional interfaces are not included in this implementation.

Motorola Solutions Responsibilities

- Refer to the Agency and User Setup section of SOW.
- Connect Customer incident data ingest.
- If a hybrid on-premise and cloud solution is included, configure Evidence Library to Digital Evidence Management interface(s) to support the functionality described in the Solution Description.
- Integrate Records Management with Digital Evidence Management.

Customer Responsibilities

- Provision policies, procedures, and user permissions.
- Configure Digital Evidence Management settings.
- Provide access to Motorola Solutions' team to connect incident data ingest.

Completion Criteria

Digital Evidence Management subscription enabled. Configured to provide the end-to-end solution for the Customer.



FIELD RESPONSE APPLICATION

The Field Response Application provides Android / iOS multimedia capture allowing a smartphone to send data to Digital Evidence Management .

Motorola Solutions Responsibilities

- None.

Customer Responsibilities

- Download "CommandCentral Capture" Application from App Store.
- Determine if video can be uploaded to Digital Evidence Management via WiFi and cellular network or WiFi only.
- Set confirmation parameters in Digital Evidence Management Admin.
- Determine specific video resolution or a range of resolutions.

Completion Criteria

Work is considered complete upon Customer successfully installing application. The Field Response Application is configured and data is being received in Digital Evidence Management.

THIRD-PARTY INTERFACES

The delivery, installation, and integrations of interfaces may be an iterative series of activities depending upon access to third-party systems. If proposed, interfaces will be installed and configured in accordance with the schedule.

Connectivity will be established between CommandCentral systems and the external and/or third-parties to which they will interface. Motorola Solutions will configure CommandCentral systems to support each contracted interface. The Customer is responsible for engaging third-party vendors if and as required to facilitate connectivity and testing of the interface(s).

Motorola Solutions Responsibilities

- Develop interface(s) in accordance with the Solution Description.
- Establish connectivity to external and third-party systems.
- Configure interface(s) to support the functionality described in the Solution Description.
- Perform functional validation to confirm each interface can transmit and or receive data in accordance with the Interface Feature Description (IFD).

Customer Responsibilities

- Act as liaison between Motorola Solutions and third-party vendors or systems as required to establish connectivity with Digital Evidence Management.
- Provide personnel proficient with and authorized to make changes to the network and third-party systems to support Motorola Solutions' interface installation efforts.
- Provide network connectivity between Digital Evidence Management and the third-party systems.
- Provide requested information on API, SDKs, data schema, and any internal and third-party documents necessary to establish interfaces with all local and remote systems and facilities within 10 days of the Interface Engagement Meeting.
- Adhere to the requirements presented in the IFD.



Motorola Solutions Deliverables

Contracted Interface(s).

Completion Criteria

Connectivity is established between CommandCentral systems and the external and/or third-parties using said interface.

Unknown circumstances, requirements, and anomalies at the time of initial design can present difficulties in interfacing CommandCentral Vault to some third-party applications. These difficulties could result in a poorly performing or even a non-functional interface. At such time that Motorola Solutions is provided with information and access to systems, we will be able to mitigate these difficulties. If Motorola Solutions mitigation requires additional third-party integration, application upgrades, API upgrades, and/or additional software licenses those costs will need to be addressed through the change provision of the contract.

TRAINING

CommandCentral online training is made available to you via Motorola Solutions Software Enterprise Learning eXperience Portal (LXP). This subscription service provides you with continual access to our library of online learning content and allows your users the benefit of learning at times convenient to them. Content is added and updated on a regular basis to keep information current. All Motorola Solutions tasks are completed remotely and enable the Customer to engage in training when convenient to the user.

LXP Administrators are able to add/modify users, run reports, and add/modify groups within the panorama.

Motorola Solutions Responsibilities

- Initial setup of Panorama and addition of administrators.
- Provide instruction to the Customer LXP Administrators on:
- Adding and maintaining users.
- Adding and maintaining Groups.
- Assign courses and Learning Paths.
- Running reports.

Customer Responsibilities

- Go to <https://learningservices.motorolasolutions.com> and request access if you do not already have it.
- Complete LXP Administrator training.
- Advise users of the availability of the LXP.
- Add/modify users, run reports and add/modify groups.

Completion Criteria

Work is considered complete upon conclusion of Motorola Solutions-provided LXP Administrator instruction.



Panorama – A panorama is an individual instance of the LXP that provides autonomy to the agency utilizing.

Groups – A more granular segmentation of the LXP that are generally utilized to separate learners of like function (dispatchers, call takers, patrol, firefighter). These may also be referred to as clients within the LXP.

Learning Path – A collection of courses that follow a logical order, may or may not enforce linear progress.

Customer Responsibilities

- Supply a suitably configured classroom with a workstation for the instructor and at least one workstation for every two students.
- Designate training representatives who will work with the Motorola Solutions trainers in the development and delivery of training.

Motorola Solutions Deliverables

- Classroom Training Materials, Attendance Rosters.

Completion Criteria

Work is considered complete upon conclusion of Motorola Solutions provided Train the Trainer training.

Motorola Solutions offers many training courses pertaining to the Customer's solution. Motorola Solutions will provide specific training courses in the welcome email provided after implementation.

TRANSITION TO SUPPORT AND CUSTOMER SUCCESS

Following the completion of the activation of CommandCentral components, implementation activities are complete. The transition to the Motorola Solutions' support organization completes the implementation activities.

Customer Success is the main point of contact as you integrate this solution into your agency's business processes. Our team will work with you to ensure CommandCentral Evidence has met your expectations and that the solution satisfies your goals and objectives. Contact Customer Success at CommandCentralCS@motorolasolutions.com.

Our Customer Support team will be the point of contact for technical support concerns you might have and can be reached either by phone at 1-800-MSI-HELP (option x4, x4, x3) or by emailing support-commandcentral@motorolasolutions.com.

Motorola Solutions Responsibilities

- Provide the Customer with Motorola Solutions support engagement process and contact information.
- Gather contact information for the Customer users authorized to engage Motorola Solutions support.



Customer Responsibilities

- Provide Motorola Solutions with specific contact information for those users authorized to engage Motorola Solutions' support.
- Engage the Motorola Solutions support organization as needed.

Completion Criteria

Conclusion of the handover to support and the implementation is complete.



MOBILE VIDEO PRODUCTS NEW SYSTEM STATEMENT OF WORK

OVERVIEW

This Statement of Work (SOW) outlines the responsibilities of Motorola Solutions, Inc. (Motorola) and the Customer for the implementation of body-worn camera(s) and/or in-car video system(s) and your digital evidence management solution. For the purpose of this SOW, the term "Motorola" may refer to our affiliates, subcontractors, or certified third-party partners. A third-party partner(s) (Motorola-certified installer) will work on Motorola's behalf to install your in-car video system(s) (if applicable).

This SOW addresses the responsibilities of Motorola and the Customer that are relevant to the implementation of the hardware and software components listed in the Solutions Description. Any changes or deviations from this SOW must be mutually agreed upon by Motorola and the Customer and will be addressed in accordance with the change provisions of the Contract. The Customer acknowledges any changes or deviations from this SOW may incur additional cost.

Motorola and the Customer will work to complete their respective responsibilities in accordance with the Project Schedule. Any changes to the Project Schedule must be mutually agreed upon by both parties in accordance with the change provisions of the Contract.

Unless specifically stated, Motorola will perform the work remotely. The Customer will provide Motorola personnel with access to their network and facilities so Motorola is able to fulfill its obligations. All work will be performed during normal business hours based on the Customer's time zone (Monday through Friday from 8:00 a.m. to 5:00 p.m.).

The number and type of software subscription licenses, products, or services provided by Motorola are specifically listed in the Contract and referenced in the SOW. Services provided under this SOW are governed by the mutually executed Contract between the parties, or Motorola's Master Customer Agreement and applicable addenda ("Contract").

AWARD, ADMINISTRATION, AND PROJECT INITIATION

Project Initiation and Planning will begin following the execution of the Contract between Motorola and the Customer. At the conclusion of Project Planning, Motorola's Project Manager (PM) will begin status meetings and provide status reports on a regular cadence with the Customer's PM. The status report will provide a summary of activities completed, activities planned, progress against the project schedule, items of concern requiring attention, as well as, potential project risks and agreed upon mitigation actions.

Motorola utilizes Google Meet as its teleconference tool. If the Customer desires to use an alternative teleconferencing tool, any costs incurred from the use of this alternate teleconferencing tool will be the responsibility of the Customer.

FBI-CJIS SECURITY POLICY – CRIMINAL JUSTICE INFORMATION

CJIS Security Policy Compliance

Motorola does not believe our Mobile Video offerings (i.e. in-car/body-worn cameras) require compliance with the FBI-CJIS Security Policy (CJISSECPOL) based on the definition in Section 4 of CJISSECPOL and how the FBI-CJIS defines Criminal Justice Information. However, Motorola does design its products with the CJISSECPOL



security controls as a guide. Motorola's Mobile Video system design and features support best practice security controls and policy compliance. In the event of a CJIS technical audit request, Motorola will support the Customer throughout this process.

Personnel Security – Background Screening

Motorola will assist the Customer with completing the CJIS Security Policy Section 5.12 Personnel Security related to authorized personnel background screening when requested to do so by the Customer. Based on Section 5.12, a Motorola employee is defined as someone who is required to be on the Customer's property with unescorted access. Motorola employees will also have access to the Customer's network(s) and stored information. Motorola has remote access tools to support virtual escorted access to on-premises customer assets.

Additionally, Motorola performs independent criminal background investigations including name based background checks, credential and educational vetting, credit checks, U.S. citizen and authorized worker identity verification on its employees.

Motorola will support the Customer in the event of a CJIS audit request to validate employees assigned to the project requiring CJIS Section 5.12 Personnel Security screening and determine whether this list is up to date and accurate. Motorola will notify the Customer within 24 hours or next business day of a personnel status change.

Security Awareness Training

Motorola requires all employees who will support the Customer to undergo Level 3 Security Awareness Training provided by Peak Performance and their CJIS online training platform. If the Customer does not have access to these records, Motorola can facilitate proof of completion. If the Customer requires additional and/or separate training, Motorola will work with the Customer to accommodate this request at an additional cost.

CJIS Security Addendum

Motorola requires all employees directly supporting the Customer to sign the CJIS Security Addendum if required to do so by the Customer.

Third Party Installer

The Motorola-certified third party installer will work independently with the Customer to complete the Section 5.12 Personnel Security checks, complete Security Awareness Training and execute the CJIS Security Addendum.

COMPLETION CRITERIA

The project is considered complete once Motorola has completed all responsibilities listed in this SOW. The Customer's task completion will occur based on the Project Schedule to ensure Motorola is able to complete all tasks without delays. Motorola will not be held liable for project delays due to incomplete Customer tasks.

The Customer must provide Motorola with written notification if they do not accept the completion of Motorola responsibilities. Written notification must be provided to Motorola within ten (10) business days of task completion. The project will be deemed accepted if no written notification is received within ten (10) business days.

In the absence of written notification for non-acceptance, beneficial use will occur thirty (30) days after functional demonstration of the system.



SUBSCRIPTION SERVICE PERIOD

If the contracted system includes a subscription, the subscription service period will begin upon the Customer's receipt of credentials for access. The provision and use of the subscription service is governed by the Contract.

PROJECT ROLES AND RESPONSIBILITIES OVERVIEW

Motorola Project Roles and Responsibilities

The Motorola Project Team will be assigned to the project under the direction of the Motorola PM. Each team member will be engaged in different phases of the project as necessary. Some team members will be multi-disciplinary and may fulfill more than one role.

In order to maximize effectiveness, the Motorola Project Team will provide various services remotely by teleconference, web-conference, or other remote method in order to fulfill our commitments as outlined in this SOW.

Our experience has shown customers who take an active role in the operational and educational process of their system realize user adoption sooner and achieve higher levels of success with system operation. The subsections below provide an overview of each Motorola Project Team Member.

Project Manager (PM)

The PM will be the principal business representative and point of contact for Motorola. The PM's responsibilities may include but are not limited to:

- Manage Motorola responsibilities related to the delivery of the project.
- Maintain the Project Schedule, and manage assigned Motorola personnel, subcontractors, and suppliers as applicable.
- Coordinate schedules of assigned Motorola personnel, subcontractors, and suppliers as applicable.
- Conduct equipment inventory if applicable.
- Maintain project communications with the Customer.
- Identify and manage project risks.
- Coordinate collaboration of Customer resources to minimize project delays.
- Evaluate project status against Project Schedule.
- Conduct status meetings on mutually agreed upon dates to discuss project status.
- Provide timely responses to Customer inquiries and issues related to project progress.
- Conduct daily status calls with the Customer during Go-Live.

Post Sales Engineer

The Post Sales Engineer will work with the Customer's Project Team on:

- Discovery validation.
- System provisioning.
- Covers the IT portion of the Project Kickoff Call with the Customer.
- Contracted data migration between two disparate digital evidence management systems (if applicable).



System Technologist (ST)

The ST will work with the Customer's Project Team on:

- Configure Customer's digital evidence management system.
- Inspect installation and configure hardware devices.
- Provide instructions to the Customer on how to configure the hardware.
- Review Deployment Checklist with the Customer.
- Develop and submit a Trip Report.
- Update Customer IP Map.

Professional Services Engineer (if applicable)

The Professional Services Engineer is engaged on projects that include integration between Motorola's digital evidence management system and the Customer's third-party software application. Their responsibilities include:

- Delivery of the interface between Motorola's digital evidence management system and the Customer's third-party software (e.g. CAD).
- Work with the Customer to access required systems/data.

Application Specialist (if applicable)

The Application Specialist will work with the Customer Project Team on system provisioning and education. The Application Specialist's responsibilities include but are not limited to:

- Deliver provisioning education and guidance to the Customer for operating and maintaining their system.
- Provide product education as defined by this SOW and described in the Education Plan.
- Provide on-site training based on the products the Customer purchased.

Technical Trainer / Instructor

The Technical Trainer / Instructor provides training on-site or remote depending on the training topic and deployment services purchased.

Motorola-Certified Installer

The Motorola-certified installer is primarily responsible for installing in-car video systems (ICVs) into Customer vehicles. There are specific requirements the 3rd party partner must meet in order to be considered a Motorola-certified installer, and they include the following:

- **Required Training**
 - WTG0501 - M500 Vehicle Installation Certification (Remote) or WTG0503 - M500 Vehicle Installation Certification (Live)
 - Needs to be renewed yearly.
 - Needs to be submitted to the PM by the technician completing the installation no less than thirty (30) days prior to the installation.
 - Review of any previous Motorola Solutions Technical Notifications (MTNs).
- **Optional Training**
 - WGD00186 - M500 Installation Overview and Quick Start (NA)
 - Not required for installation. Available for the installing technician.
 - WGD00177 - M500 In-Car Video System Installation Guide
 - Not required for installation. Available for the installing technician.
 - MN010272A01 - M500 In-Car Video System Basic Service Manual



- Not required for installation. Available for the installing technician.

Other responsibilities the Motorola-certified installer may be involved in include the installation of cellular routers or Access Points. These activities will only be completed by Motorola if Motorola quotes these services; otherwise, the completion of these services are solely the responsibility of the Customer.

Customer Support Services Team

The Customer Support Services Team will provide on-going support to the Customer following Go-Live and final acceptance of the project.

Customer Project Roles and Responsibilities

Motorola has defined key resources that are critical to this project and must participate in all the activities defined in this SOW. During the Project Planning phase, the Customer will be required to provide names and contact information for the roles listed below. It is critical that these resources are empowered to make decisions based on the Customer's operational and administration needs. The Customer Project Team will be engaged from Project Initiation through Beneficial Use of the system. In the event the Customer is unable to provide the resources identified in this section, Motorola may be able to supplement these resources at an additional cost.

Project Manager

The PM will act as the primary point of contact for the duration of the project. In the event the project involves multiple locations, Motorola will work exclusively with the Customer's primary PM. The PM's responsibilities will include, but are not limited to:

- Communicate and coordinate with other project participants.
- Manage the Customer Project Team including subcontractors and third-party vendors. This includes timely facilitation of tasks and activities.
- Maintain project communications with the Motorola PM.
- Identify tasks required of Customer staff that are outlined in this SOW and the Project Schedule.
- Consolidate all project inquiries from Customer staff to present to Motorola PM.
- Approve a deployment date offered by Motorola.
- Review Project Schedule with the Motorola PM and finalize tasks, dates, and responsibilities.
- Measure and evaluate progress against the Project Schedule.
- Monitor project to ensure resources are available as required.
- Attend status meetings.
- Provide timely responses to issues related to project progress.
- Liaise and coordinate with other agencies, Customer vendors, contractors, and common carriers.
- Review and administer change control procedures, hardware and software certification, and all related project tasks required to meet the deployment date.
- Ensure Customer vendors' readiness ahead of the deployment date.
- Assign one or more personnel to work with Motorola staff as needed for the duration of the project, including one or more representatives from the IT department.
- Identify a resource with authority to formally acknowledge and approve milestone recognition certificates, as well as, approve and release payments in a timely manner.
- Provide Motorola personnel with access to all Customer facilities where system equipment is to be installed. Temporary identification cards are to be issued to Motorola personnel, if required for access.
- Ensure remote network connectivity and access for Motorola resources.



- Assume responsibility for all fees pertaining to licenses, inspections and any delays associated with inspections due to required permits as applicable to this project.
- Provide reasonable care to prevent equipment exposure from contaminants that may cause damage to the equipment or interruption of service.
- Ensure a safe working environment for Motorola personnel.
- Identify and manage project risks.
- Provide signature(s) of Motorola-provided milestone recognition certificate(s) within ten (10) business days of receipt.

IT Support

IT Support manages the technical efforts and ongoing activities of the Customer's system. IT Support will be responsible for managing Customer provisioning and providing Motorola with the required information for LAN, WAN, server and client infrastructure.

The IT Support Team responsibilities include but are not limited to:

- Participate in delivery and training activities to understand the software and functionality of the system.
- Participate with Customer Subject Matter Experts (SMEs) during the provisioning process and associated training.
- Authorize global provisioning decisions and be the Point of Contact (POC) for reporting and verifying problems.
- Maintain provisioning.
- Implement changes to Customer infrastructure in support of the proposed system.

Video Management Point of Contact (POC)

The Video Manager POC will educate users on digital media policy, participate in Discovery tasks, and complete the Video Management Administration training. The Customer is responsible for its own creation and enforcement of media protection policies and procedures for any digital media created, extracted, or downloaded from the digital evidence management system.

Subject Matter Experts (SMEs)

SMEs are a core group of users involved with the analysis, training and provisioning process, including making decisions on global provisioning. The SMEs should be experienced users in their own respective field (evidence, dispatch, patrol, etc.) and should be empowered by the Customer to make decisions based on provisioning, workflows, and department policies related to the proposed system.

Training POC

The Training POC will act as the course facilitator and is considered the Customer's educational monitor. The Training POC will work with Motorola when policy and procedural questions arise. They will be responsible for developing any agency specific training material(s) and configuring new users on the Motorola Learning eXperience Portal (LXP) system. This role will serve as the first line of support during Go-Live for the Customer's end users.



General Customer Responsibilities (if applicable)

In addition to the Customer responsibilities listed above, the Customer is responsible for the following:

- All Customer-provided equipment, including third-party hardware and software needed for the proposed system but not listed as a Motorola deliverable. Examples include end user workstations, network equipment, etc.
- Configure, test, and maintain third-party system(s) that will interface with the proposed system.
- Establish an Application Programming Interface (API) for applicable third-party system(s) and provide documentation that describes the integration to the Motorola system.
- Coordinate and facilitate communication between Motorola and Customer third-party vendor(s) as required.
- Motorola-certified installers must be certified through LXP for remote or in person installation training. The Customer is responsible for work performed by non-certified installers.
- Upgrades to Customer's existing system(s) in order to support the proposed system.
- Mitigate the impact of upgrading Customer third-party system(s) that will integrate with the proposed system. Motorola strongly recommends working with the Motorola Project Team to understand the impact of such upgrades prior to taking action.
- Active participation of Customer SMEs during the course of the project.
- Electronic versions of any documentation associated with business processes identified.
- Providing a facility with the required computer and audio-visual equipment for training and work sessions.
- Ability to participate in remote project meetings using Google Meet or a mutually agreed upon Customer-provided remote conferencing tool.

Motorola is not responsible for any delays that arise from Customer's failure to perform the responsibilities outlined in this SOW or delays caused by Customer's third-party vendor(s) or subcontractor(s).

NETWORK AND HARDWARE REQUIREMENTS

The following requirements must be met by the Customer prior to Motorola installing the proposed system:

- Provide network connectivity for the transfer and exchange of data for the proposed system.
- Provide Virtual Private Network (VPN) remote access for Motorola personnel to configure the system and conduct diagnostics.
- Provide Internet access to server(s).
- Provide devices such as workstations, tablets, and smartphones with Internet access for system usage. Chrome is the recommended browser for optimal performance. The workstations must support MS Windows 11 Enterprise.
- Provide and install antivirus software for workstation(s).
- Provide Motorola with administrative rights to Active Directory for the purpose of installation, configuration, and support.
- Provide all environmental conditions such as power, uninterruptible power sources (UPS), HVAC, firewall and network requirements.
- Ensure required traffic is routed through Customer's firewall.

Motorola is not responsible for any costs or delays that arise from Customer's failure to meet network and hardware requirements.



PROJECT PLANNING

A clear understanding of the needs and expectations of Motorola and the Customer is critical to fostering a collaborative environment of trust and mutual respect. Project Planning requires the gathering of specific information to set clear project expectations and guidelines, as well as lay the foundation for a successful implementation.

PROJECT PLANNING SESSION

A Project Planning Session will be scheduled after the Contract has been executed. The Project Planning Session is an opportunity for the Motorola and Customer PM to meet prior to the Project Kickoff Meeting and review key elements of the project and expectations. Depending on the items purchased, the agenda will typically include:

- A high level review of the following project elements:
 - Contract documents.
 - A summary of contracted applications and hardware as purchased.
 - Customer's involvement in project activities to confirm understanding of scope and required time commitments.
 - A high level Project Schedule with milestones and dates.
- Confirm CJIS background investigations and fingerprint requirements for Motorola employees and/or subcontractors.
- Determine Customer location for Motorola to ship their equipment for installation.

Motorola Responsibilities

- Schedule the remote Project Planning Session.
- Request the assignment of Customer Project Team and any additional Customer resources that are instrumental to the project's success.
- Provide the initial Project Schedule.
- Baseline the Project Schedule.
- Review Motorola's delivery approach and its reliance on Customer-provided remote access.
- Document mutually agreed upon Project Kickoff Meeting Agenda.
- Request user information required to establish the Customer in LXP.

Customer Responsibilities

- Identify Customer Project Team and any additional Customer resources that are instrumental to the project's success.
- Acknowledge the mutually agreed upon Project Kickoff Meeting Agenda.
- Provide approval to proceed with the Project Kickoff Meeting.

Motorola Deliverables

- Project Kickoff Meeting Agenda.

PROJECT KICKOFF

Motorola will work with the Customer to understand the impact of introducing a new solution and the preparedness needed for a successful implementation.



Note – The IT Questionnaire is completed during the pre-sales process and prior to Contract award. The IT Questionnaire is given to Motorola at the time of offer acceptance. Delay in completing the IT Questionnaire may delay shipment of equipment. Motorola will not be responsible for any delays associated with or related to the completion of the IT Questionnaire.

Motorola Responsibilities

- Review Contract documents including project delivery requirements as described in this SOW.
- Discuss the deployment start date and deliver the Deployment Checklist.
- Discuss vehicle equipment installation activities and responsibilities.
- Discuss the equipment inventory process (if applicable).
- Discuss project team participants and their role(s) in the project with fulfilling the obligations of this SOW.
- Review resource and scheduling requirements.
- Discuss Motorola remote system access requirements (24-hour access to a secured two-way Internet connection through the Customer's firewall for the purpose of deployment and maintenance).
- Discuss and deliver the Business Process Review (BPR) Workbook.
- Complete all necessary documentation (i.e. fingerprints, background checks, card keys, etc.) required for Motorola resources to gain access to Customer facilities.
- Discuss the LXP training approach.
- Provide designated Customer administrator with access to LXP.
- Review and agree on completion criteria and the process for transitioning to support.

Customer Responsibilities

- Provide feedback on project delivery requirements.
- Review the Deployment Checklist.
- Review the roles of project participants to identify decision-making authority.
- Provide VPN access to Motorola personnel to facilitate delivery of services described in this SOW.
- Validate non-disclosure agreements, approvals, and other related items are complete (if applicable).
- Provide all documentation (i.e. fingerprints, background checks, card keys, etc.) required for Motorola resources to gain access to Customer facilities.
- Provide Motorola with names and contact information to the designated LXP Administrator(s).

Motorola Deliverables

- Project Kickoff Meeting Minutes.
- BPR Workbook.
- Deployment Checklist.

DISCOVERY TELECONFERENCE

During the Discovery Teleconference, Motorola will meet with the Customer to define system configuration, as well as, agency recording and retention policies. This information will be documented in the Business Process Review (BPR) Workbook, which is used as a guide for configuration and provisioning decisions.

Motorola Responsibilities

- Facilitate Discovery Teleconference(s).
- Review and complete BPR Workbook with the Customer.



- Confirm Customer-provided configuration inputs.

Customer Responsibilities

- Gather and review information required to complete the BPR Workbook during the Discovery Teleconference.
- Schedule Customer Project Team and SMEs to attend the Discovery Teleconference. SMEs should be present to weigh-in on hardware, software and network components. Customer attendees should be empowered to convey policies and make modifications to policies as necessary.
- Return completed BPR Workbook no later than five (5) business days after the conclusion of the Discovery Teleconference.

Motorola Deliverables

- Completed BPR Workbook.



PROJECT EXECUTION

HARDWARE PROCUREMENT AND INSTALLATION

Motorola will procure contracted hardware as part of the ordering process. The hardware will be configured with a basic profile in line with the information provided by the IT Questionnaire or Discovery Teleconference for installation and configuration of the system. The Customer is responsible for providing an installation environment that meets manufacturer's specifications for the hardware, which includes but is not limited to:

- Power
- Heating and Cooling
- Network Connectivity
- Access and Security
- Conduit and Cabling

Motorola Responsibilities

- Procure contracted equipment and ship to the Customer's designated location.
- Inventory equipment after arrival at Customer location (if applicable).
- Install backend server in Customer's designated area (if applicable).
- Conduct a power-on test to validate the installed hardware and software are ready for configuration.
- Verify remote connection to hardware.
- For an on-site deployment, Motorola will be responsible for verifying the body-worn camera Transfer Stations are connected to the Customer's network. The Customer is responsible for ensuring Motorola has the correct IP address(es) for configuring the Transfer Stations, and the Customer's network is operational.
- The installer will be responsible for installing the Access Point(s) (APs) if provided by Motorola (if applicable).
- The ST will verify whether the AP(s) are properly installed and connected to the network (if applicable).
- Create a Trip Report outlining the activities completed during configuration and testing of system hardware.

Customer Responsibilities (if applicable)

- Procure Customer-provided equipment and make it available at the installation location.
- Confirm the server room complies with environmental requirements (i.e. power, uninterruptible power, surge protection, heating/cooling, etc.).
- Verify the server is connected to the Customer's network.
- Provide, install, and maintain antivirus software for server(s) and/or workstation(s).
- Enable outgoing network connection (external firewall) to the CommandCentral cloud by utilizing the Customer's Internet connection (if applicable).
- Install Customer-supplied APs (if applicable).
- Verify APs are properly installed and connected to the network (if applicable).
- For remote deployments, the Customer is responsible for verifying the body-worn camera Transfer Stations are connected to their network.
- Confirm access to installed software on Customer-provided workstation(s).
- For body-worn cameras, the Customer will verify whether the Transfer Station(s) are connected to their network.

Motorola Deliverables

- Contracted Equipment.



- Equipment Inventory (if applicable).

In-Car Video System Configuration (if applicable)

The Motorola-certified installer will complete the installation of the in-car video (ICV) system(s) within the Customer-provided vehicle(s). The installer may also be responsible for installing cellular routers or WiFi radios inside the vehicle(s) for wireless upload of video to the Customer's digital evidence management system.

The Customer vehicles must be available for the ST to complete the configuration and testing of the contractual number of ICVs. If the Customer does not have all vehicles available during the agreed upon date and time, the Customer may opt to sign-off on the number of ICV configurations completed. If the Customer requires the ST to complete the full contractual number of ICVs at a later date and time, additional cost may be incurred. **Table 1-1** shows the number of ICVs an ST is contractually obligated to configure and test based on the number of ICVs purchased.

Table 1-1: Number of Contractual ICV Configurations

| Number of ICV Purchased | Number of ICV to Test |
|-------------------------|-----------------------|
| 1 | 1 |
| 2 | 2 |
| 3 | 3 |
| 4 | 4 |
| 5 - 25 | 5 |
| 26 - 50 | 10 |
| 51 - 75 | 15 |
| 76 - 100 | 20 |
| 101 - 150 | 30 |
| 151 - 200 | 40 |
| 201+ | 20% |

Note – The Pricing Page will reflect in-car video installation services by Motorola if Motorola is responsible for the vehicle installations.

Motorola Responsibilities

- Setup server for ICV digital video recorder (DVR) configuration.
- Create configuration USB used to complete ICV hardware configuration and validation.
- Travel to the Customer site to conduct configuration and testing of ICVs.
- Complete ICV configuration on a single vehicle, and validate the configuration with the Customer.
- Receive Customer approval to proceed with remaining ICV configurations.
- Complete remaining contracted vehicle configurations.
- Test a subset of completed ICV hardware configurations.



Any sales transaction following Motorola's quote is based on and subject to the terms and conditions of the valid and executed written contract between Customer and Motorola (the "Underlying Agreement") that authorizes Customer to purchase equipment and/or services or license software (collectively "Products"). If no Underlying Agreement exists between Motorola and Customer, then Motorola's Standard Terms of Use and Motorola's Standard Terms and Conditions of Sales and Supply shall govern the purchase of the Products.

- For Motorola-certified installer, complete the installation of cellular router and confirm placement of antenna mounting with Customer (if applicable).
- The Motorola-certified installer will install Customer-provided SIM card into cellular router and connect cellular router to ICV (if applicable).
- Activities surrounding ICV (M500) interface to Automatic License Plate Recognition (ALPR) (if applicable).
 - Install Car Detector Mobile MDC Software on Customer-provided mobile data terminal (MDT) within the vehicle.
 - Configure MDC Network Card.

Customer Responsibilities

- Provide Motorola with remote connection and access credentials to complete ICV hardware configuration.
- Notify Motorola of the vehicle installation location.
- Coordinate and schedule date and time for ICV hardware configuration(s).
- Make ICV hardware available to Motorola for configuration and testing in accordance with the Project Schedule.
- Provide cellular SIM Card for Internet connectivity to the installer at time of vehicle installation.

Motorola Deliverables

- Complete Functional Validation Plan as it applies to the proposed solution.

NOTE - The Customer is responsible for having all vehicles and devices available for installation per the Project Schedule. All cellular data fees and Internet connectivity charges are the responsibility of the Customer. If a Motorola-certified installer is not used to install the ICV(s), Motorola is not responsible for any errors in hardware installation, performance or delays in the Project Schedule. In the event the Customer takes on the responsibility of installing the ICV(s) through a Motorola-certified installer, Motorola is also not responsible for any errors in hardware installation, performance or delays in the Project Schedule. For ALPR installations, an MDT is required for all vehicles (if applicable).

Body Worn Camera Configuration (if applicable)

The Transfer Station will be utilized to configure each body-worn camera according to the Business Process Review. In order for this process to be successfully completed, the Transfer Station must be connected to the Customer's digital evidence management system. The table below shows the number of body-worn cameras an ST is contractually obligated to configure and test based on the number of body-worn cameras purchased.

Table 1-2: Number of Contractual Body-Worn Camera Configurations

| Number of BWC Purchased | Number of BWC to Test |
|-------------------------|-----------------------|
| 1 | 1 |
| 2 | 2 |
| 3 | 3 |
| 4 | 4 |
| 5 - 25 | 5 |
| 26 - 50 | 10 |



| Number of BWC Purchased | Number of BWC to Test |
|-------------------------|-----------------------|
| 51 - 75 | 15 |
| 76 - 100 | 20 |
| 101 - 150 | 30 |
| 151 - 200 | 40 |
| 201+ | 20% |

Motorola Responsibilities

- Configure Transfer Station(s) for connectivity to the digital evidence management system.
- Verify the Transfer Station(s) is configured properly and connected to the network.
- Configure body-worn camera(s) within the digital evidence management system.
- Check out body-worn camera(s) and create a test recording.
- Verify completion of upload from body-worn camera(s) after it is docked in a Transfer Station or USB dock.
- Install and provide a demonstration of client software as part of the same on-site engagement as Go-Live, unless otherwise outlined in this SOW.

Customer Responsibilities

- Select physical location(s) for Transfer Station(s).
- Provide and install workstation hardware.
- Complete installation of client software on remaining workstations and mobile devices.
- Validate functionality of components and solution utilizing the Deployment Checklist.
- Provide Motorola remote connection information and necessary credentials.

Automatic License Plate Recognition (ALPR) Commissioning (if applicable)

This section highlights the responsibilities of Motorola and the Customer when an in-car video system interfaces with the Law Enforcement Archival Report Network (LEARN) database.

Motorola Responsibilities

- Create a Customer account in the LEARN system with user emails.
- Verify the Customer has installed and launched the Vigilant Car Detector Mobile Software per the Vigilant LEARN Quickstart Guide.
- Provide Mobile LPR - Officer Safety Basic and Advanced Pre-Installation Checklist.
- Provide Agency Manager with Training Materials and Car Detector Mobile MDC software installation guide.
- Advise Agency Manager of different options available to add new users.
- Confirm Agency Manager is aware of registration required for Hotlists.
- Confirm Agency Manager understands how to set up data-sharing.

Customer Responsibilities

- Identify the Agency Manager.
- Register to receive access to Hotlists.



SOFTWARE INSTALLATION AND CONFIGURATION

Motorola will install VideoManager Evidence Library (EL) software on a specified number of workstations dictated by the Contract. The Customer will be responsible for installing the software on the remaining workstations. Provisioning of VideoManager EL software will be done in accordance with the information contained in the BPR Workbook.

Installation of VideoManager EL software consists of the following activities:

- Delivery and installation of server hardware (if applicable).
- Network discovery.
- Operating system and software installation.
- Onboarding user / group identity set up.
- Provide access to the application.

VideoManager EL (if applicable)

The VideoManager EL software is an on-premises solution that requires an onsite server and supports both body worn cameras and in-car video systems.

Motorola Responsibilities

- Install software on a specified number of customer workstations and/or mobile devices.
- Use information provided in the BPR Workbook to configure VideoManager EL software.
- Test software using applicable portions of the Functional Validation Plan.
- Provide instruction on client software USB utility.

Customer Responsibilities

- Provide a network environment that conforms to the requirements presented in the Solution Description.
- Procure and install server and storage hardware at desired location in accordance with Solution Description requirements.
- Perform a power on test with Motorola.
- Provide assigned Motorola System Administrator with access to SQL database for installation purposes (Motorola's access will be revoked upon conclusion of the installation).
- For Active Directory integration, provide domain user (service account), security group (for application administrators including service account), and domain read access (if applicable).
- Provide workstation and/or mobile device hardware in accordance with specifications listed in the Solution Description.
- Complete online training.
- Complete installation of client software on remaining workstations and/or mobile devices.

VideoManager ELC (if applicable)

VideoManager ELC software is a cloud solution that does not require an onsite server and supports both body-worn cameras and in-car video systems.

Motorola Responsibilities

- Use information provided in BPR Workbook to configure VideoManager ELC software.
- Based on Customer feedback, perform the following activities:



- Create users, groups, and setup permissions.
 - Create event categories.
 - Set retention policies.
- Test software using applicable portions of the Functional Validation Plan.
- Ensure training POC can access the system.

Customer Responsibilities

- Verify traffic can be routed through Customer's firewall and reaches end user workstations.

CloudConnect Installation and Configuration (applicable for CommandCentral Aware purchase)**Motorola Responsibilities**

- Verify remote access capability.
- Remotely configure CloudConnect Virtual Machine within the Cloud Anchor Server.
- Configure network connectivity and test connection to the CloudConnect Virtual Machine.
- Create an IPSEC tunnel.
- Provide Customer with the information for setting up the IPSEC tunnel.

Customer Responsibilities

- Provide Motorola with two static IP addresses, corresponding subnet masks/default gateway, and available NTP and DNS IP for the CloudConnect Virtual Machine and the Cloud Anchor Server.
- Confirm with Motorola the network performance requirements are met.
- Configure firewall to allow traffic from IPSEC tunnel.

Completion Criteria

- CloudConnect Virtual Machine configuration is complete and accessible throughout the network.

CommandCentral Evidence (if applicable)

Motorola will work with the Customer to determine best industry practices, current operations environment, and subsystem integration to ensure optimal configuration of your CommandCentral Evidence solution.

Motorola Responsibilities

- Use the CommandCentral Admin Portal to provision users, groups, and rules based on Customer Active Directory data.
- Guide the Customer in the configuration of CommandCentral Evidence.

Customer Responsibilities

- Supply access and credentials to Customer's Active Directory for the purpose of Motorola conducting CommandCentral Evidence provisioning.
- Respond to Motorola's inquiries regarding users, groups and agency mapping to CommandCentral Evidence.
- Provision policies, procedures, and user permissions.
- Configure evidence as directed by Motorola.



DATA MIGRATION SERVICES (IF APPLICABLE)

The Customer is responsible for partitioning data to be converted from a legacy or on-premises digital evidence management system to an on-cloud solution as part of this offer. The Customer will have ten (10) business days to provide feedback after Motorola validates the migrated data. If feedback is not received on or before ten (10) business days, Motorola will assume the migration is complete.

Motorola Responsibilities

- Receive access to Customer video data.
- Perform contracted data migration and validation.

Customer Responsibilities

- Provide remote access to partitioned data to be migrated.
- Validate migrated dataset, and provide Motorola with feedback within ten (10) business days.

Completion Criteria

- A migrated dataset as defined in the Contract.

DEMS INTEGRATIONS AND THIRD-PARTY INTERFACES (IF APPLICABLE)

The integration between Motorola's digital evidence management system and the Customer's third-party system may consist of an iterative series of activities depending on the complexity of accessing the third-party system. Interfaces will be installed and configured in accordance with the Project Schedule. The Customer is responsible for engaging third-party vendors as required to facilitate connectivity and testing of the interface(s).

Motorola Responsibilities

- Develop and configure interface(s) to support the functionality described in the Solution Description.
- Establish and validate connectivity between Motorola and third-party systems.
- Perform functional demonstration to confirm the interface(s) can transmit and receive data to the Customer's digital evidence management system.

Customer Responsibilities

- Act as liaison between Motorola and third-party vendor(s) as required to establish connectivity to the digital evidence management system.
- Provide personnel authorized to make changes to the network and third-party systems to support Motorola's integration efforts.
- Provide network connectivity between digital evidence management system and the third-party system(s).
- Provide information on API, SDKs, data scheme, and any documentation necessary to establish interfaces with all local and remote systems. This information should be provided to the Motorola PM within ten (10) business days of the Interface Engagement Meeting.

NOTE - At the time of initial design, unknown circumstances, requirements or anomalies may present difficulties with interfacing Motorola products to a third-party application. These difficulties could result in a poorly performing or a non-functional interface. By providing Motorola with this information early in the deployment process, will put us in the best position to mitigate these potential issues. If the resolution requires additional third-party integration, application upgrades, APIs, and/or additional software licenses, the Customer is responsible for addressing these issues at their cost. Motorola is not responsible for any delays or costs associated with third-party applications or Customer-provided third-party hardware or software.



SYSTEM TRAINING

The objective of this section is to prepare for and deliver training. Motorola training consists of computer-based (online) and instructor-led (on-site or remote) depending on what is purchased. Our training delivery methods will vary depending on course content. Training will be delivered in accordance with the Education Plan. As part of our training delivery, Motorola will provide user guides and training materials in an electronic format.

ONLINE TRAINING (IF APPLICABLE)

Online training is made available to the Customer through LXP. This subscription service provides customers with unlimited access to our online training content and provides users with the flexibility of learning the content at their own pace. Training content is added and updated on a regular basis to keep information current.

Through LXP, a list of available online training courses, Motorola User Guides, and Training Material are accessible in electronic format.

Motorola Responsibilities

- Designate a LXP Administrator to work with the Customer.
- Establish an accessible instance of LXP for the Customer.
- Configure a Customer-specific portal view.
- Organize content to align with Customer's selected technologies.
- Create initial Customer user accounts and a single Primary Administrator account.
- During onboarding, assist the Customer with LXP usage.
- Provide technical support for user account and access issues, LXP functionality, and Motorola managed content.
- Provide instruction to Customer LXP Administrator on building groups.

Customer Responsibilities

- Provide user information for the initial creation of accounts.
- Complete LXP Administrator training.
- Ensure network and Internet connectivity for Customer access to LXP.
- Customer's primary LXP Administrator is required to complete the following self-paced training: LXP Introduction (LXP0001), LXP Primary Site Administrator Overview (LXP0002), and LXP Group Administrator Overview (LXP0003).
- Advise users on the availability of training through LXP.
- Ensure users complete LXP training in accordance with the Project Schedule.
- Build groups as needed.

INSTRUCTOR-LED TRAINING (ON-SITE AND REMOTE, IF APPLICABLE)

Instructor-led courses are based on products purchased and the Customer's Education Plan.

Motorola Responsibilities

- Deliver User Guides and training materials in an electronic format.
- Perform training in accordance with the Education Plan.



- Provide the Customer with training attendance rosters and summarize any pertinent information that may impact end user training.

Customer Responsibilities

- Supply classroom(s) based on the requirements listed in the Education Plan.
- Designate training representatives who will work with the Motorola trainer(s) to deliver the training content.
- Facilitate training of all Customer end users in accordance with the Customer's Education Plan.

Motorola Deliverables

- Electronic versions of User Guides and training materials.
- Attendance rosters.



PROJECT GO-LIVE, CLOSURE, AND HANDOVER TO SUPPORT

Motorola will utilize the Deployment Checklist throughout the deployment process to verify features and functionality are in line with installation and configuration requirements. The Customer will witness the ST demonstrating the Deployment Checklist and provide feedback as features and functionality are demonstrated. The Customer is considered Live on the system after the equipment has been installed, configured, and made available for use, and training has been delivered or made available to the Customer.

Upon the conclusion of Go-Live, the project is prepared for closure. Project closure is defined as the completion of tasks and the Customer's receipt of contracted components. The Deployment Checklist serves as the artifact that memorializes a project closure. A System Acceptance Certificate will be provided to the Customer for signature to formally close out the project. The Customer has ten (10) business days to provide Motorola with a signed System Acceptance Certificate. If the Customer does not sign off on this document or provide Motorola written notification rejecting project closure, the project will be deemed closed. Upon project closure, the Customer will engage with Technical Support for on-going needs in accordance with the Customer's specific terms and conditions of support.

Motorola Responsibilities

- Provide the Customer with Motorola Technical Support engagement process and contact information.
- Provide Technical Support with the contact information of Customer users who are authorized to engage Technical Support.
- Ensure Deployment Checklist is complete.
- Obtain Customer signature on the System Acceptance Certificate.
- Provide Customer survey upon closure of the project.

Customer Responsibilities

- Within ten (10) business days of receiving the System Acceptance Certificate, provide signatory approval signifying project closure.
- Provide Motorola with the contact information of users who are authorized to engage Motorola's Technical Support.
- Engage Technical Support as needed.

Motorola Completion Criteria

Provide Customer with survey upon closure of the project.



ASSUMPTIONS

This SOW is based on the following list of assumptions (if applicable):

- Videomanager EL Cloud (VMELC) must be connected to the Microsoft Entra ID (formally known as Microsoft Azure Active Directory) for user authentication to the VMELC application. Microsoft Entra ID can be synchronized with the Customer's on-premises Active Directory using Azure AD Connect. If the Customer is using Microsoft Office 365, Motorola will be able to integrate with this Microsoft Entra ID.
- Must be 2003 or later for Microsoft Entra ID integration.
- Upload Speed Requirements for Hardware Devices
 - 5 Mbps + 3 Mbps per additional device.
 - This assumes it will take 8 hours to upload 5 GB of video on a device.
 - 40-50 Mbps per concurrent uploading device.
 - This assumes video is required to upload within 30-40 minutes with approximately 5 GB to upload.
- If the Customer is supplying an upload server to temporarily store video, please verify the server complies with the specifications provided in the Solutions Description.
- By default, M500 ICVs and V300/V700 BWCs do not need an upload server for cloud deployments. An upload server may be required depending on how many devices are uploading concurrently and the need for the Customer to upload video evidence at a given speed.
- Upload appliance required if using 4REs or VISTA body worn cameras connected to VideoManager EL Cloud
- Cellular upload of ICVs and BWCs (if applicable) requires an Ethernet connection to an LTE modem in the vehicle.
- If the Customer is supplying a server for VideoManager EL (On-premises) solution, the Customer must verify the server is not a Domain Controller.
- VideoManager EL for on-premises cannot be installed on a server running Active Directory or Exchange applications on the Customer's network.
- The ICVs are configured with a hidden SSID and WPA2-AES Security with a 128-bit Pre-shared Key. If another type of security is desired, the Customer will be responsible for configuring these security requirements into the ICVs. This information must be supplied through the IT Questionnaire in order for the factory to configure the correct security requirements.
- If the Customer is supplying their own Access Point, it must be 5 GHz 802.11n compatible.

