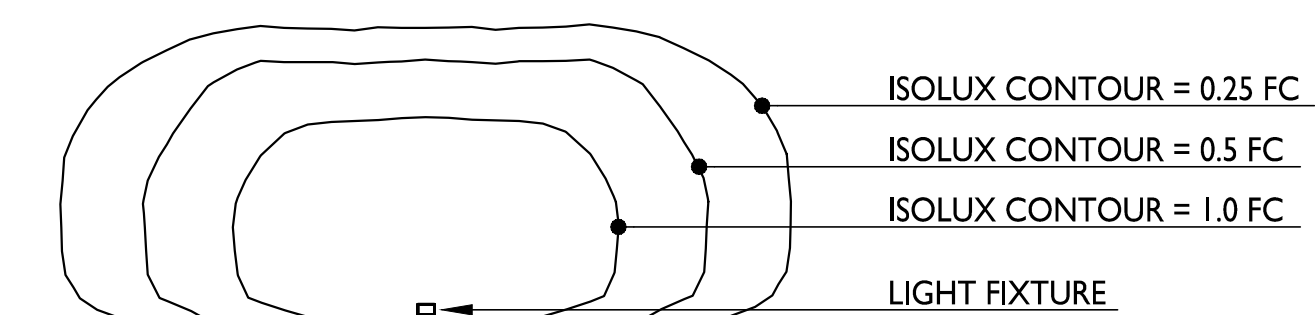


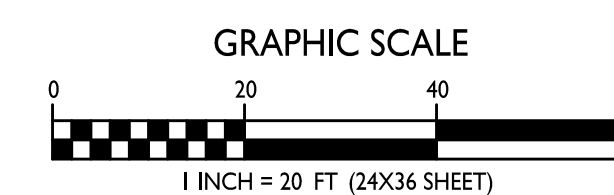
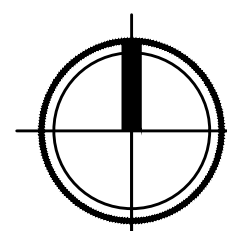
LIGHT LEVEL STATISTICS						
DESCRIPTION	SYMBOL	AVG.	MAX.	MIN.	MAX. / MIN.	AVG. / MIN.
Surface Parking & Drive Aisle	+	0.8 fc	3.4 fc	0.2 fc	17.0:1	4.0:1

LUMINAIRE SCHEDULE							
SYMBOL	LABEL	QTY.	MANUF.	CATALOG	DESCRIPTION	FILE	MOUNTING
○	A	61	POULSEN LIGHTING, INC.	TOW-155-NATURAL	ALUMINUM LED WALL MOUNT LIGHT, 120V, 2093 LUMENS	TOB_INC_V00_B0080_louis_poulsen.ies	7'-0" ABOVE GRADE ON BUILDING
○	B	4	POULSEN LIGHTING, INC.	TOW-155-NATURAL	ALUMINUM LED WALL MOUNT LIGHT, 120V, 2093 LUMENS	TOB_INC_V00_B0080_louis_poulsen.ies	10'-0" ABOVE GRADE ON BUILDING
□	C	5	LUMINIS LIGHTING	CT153-LILK2A-LD4-27K-HS	CT185 ALUMINUM DIECAST POLE LIGHT, 80CRI, 2700K, TYPE 4, MVOLT	CT153-LILK2A-LD4-27K-HS.ies	16'-0" POLE ON 2'-0" TALL CONC. BASE

EXAMPLE LIGHT FIXTURE DISTRIBUTION



**I SITE LIGHTING PLAN**  
C-2.1 1" = 20'-0"



PROJECT TITLE  
**Jakum Site  
Redevelopment**

**18-Unit  
Townhouse**

**Red Earth  
Development**

**N 15th St & Luedke Ct  
Sheboygan, Wisconsin**

SHEET TITLE  
**Site Lighting Plan**

SHEET NUMBER

**C-2.1**

PROJECT NO. **2427**

© Knothe + Bruce Architects, LLC