

Owner Name	Jeff Wildenberg	Web Site	http://www.uspetroleumequipment.com
Phone	(920) 735-8237	Billing Address	425 Better Way, Appleton, WI 54915
Email	jwildenberg@usoil.com	Shipping Address	558 Carter Ct, Kimberly, WI 54136

PROPOSAL

Quote Name	City of Sheboygan DPW MCHW619	Date of Quote	1/11/2023 12:14 PM
Account Name	CITY OF SHEBOYGAN (PE)	Quote Number	00004217
Phone	920-459-0246	On-Site Contact	Rick Ney
Email	rick.ney@sheboyganwi.gov	Ship To	2026 New Jersey Avenue Sheboygan, WI 53081 United States
Bill To	2026 New Jersey Avenue Sheboygan, WI 53081 United States		

Quantity	Description	Unit Price	Extended Price
1	U.S. Petroleum Equipment is pleased to provide a proposal to complete the following work: Provide and install the following Rotary lift equipment. ROTARY HEAVY DUTY BATTERY POWERED LIFT		\$0.00
1	MCHFLEX619 Mach Rotary portable truck lift, Wheel pick-up, Remote control Wireless communication between columns, Electro Hydraulic 6 unit system with movable forks, 24VDC battery operated, 112,800# capacity, Lock light, Digital weight gauge, 110 volt single phase battery charger built onto each column, and 69" rise. Painted Black MCHM619U100BK	\$74,945.00	\$74,945.00
1	ROTARY CERTIFIED INSTALLATION - Provide a Rotary Authorized Installer to set up & train on use of the MCH lift.	\$500.00	\$500.00
1	PROPOSAL NOTES: <ul style="list-style-type: none"> ♦ Lift will be direct shipped to your location once lift is delivered ♦ You will need a fork truck to offload lifts when delivered. ♦ USPE will come to site and set up units for service. ♦ If any installation or delivery delays are encountered due to unexpected site problems, a change order may be required to offset labor & shipping cost. ♦ Price Increase. U.S. Petroleum Equipment reserves the right to pass-along unforeseen price increases from Vendors which occur after contract signing and before the completion of the project. Written notice will be given to the Customer and the charge will be reflected on the Customer's invoice. Documentation of the increase from the Vendor will be provided upon request for customer. Any price increases in proposed components, parts, materials, or subcontractors are considered a price change. This includes any increases in pricing (i.e. 'surcharge', 'adjustment', 'equalization charge', 'compliance charge', 'recovery charge', freight / shipping / handling / transportation fee increases, etc.), are also considered to be price changes. ITEMS NOT INCLUDED WITH THIS PROPOSAL: <ul style="list-style-type: none"> ♦ Any equipment or services not listed in the above scope of work. ♦ Electrical services or material Thank you for considering U.S. Petroleum Equipment for your service and equipment needs.		\$0.00



Installing Confidence™

Tax NOT Included ☒
In Quote

SubTotal \$75,445.00

Total \$75,445.00

Tax Details Tax Exempt

Payment Terms 100% Due Net 10 Days from
Delivery/Completion

OWNER'S ACCEPTANCE

DATE

U.S. PETROLEUM EQUIPMENT STANDARD TERMS & CONDITIONS APPLY TO ALL.

PLEASE SIGN AND RETURN.

THANK YOU.

This proposal may be withdrawn by us if not accepted in 15 days or a result of inventory changes.

TERMS & CONDITIONS OF
U.S. PETROLEUM EQUIPMENT, a division of U.S. Venture, Inc.

Acceptance of Proposal. The accompanying Proposal, when accepted by Customer, will constitute a contract between U.S. Venture, Inc. d/b/a U.S. Petroleum Equipment ("USPE") and Customer, subject to all terms and conditions that follow herein and the approval of USPE's credit manager. Delivery of the materials/equipment herewith, installation of the specified equipment, Customer's acceptance in writing, and/or the issuance of an invoice, constitutes a binding acceptance by the Customer of the proposal herein. It is expressly agreed that there are no promises, agreements, or understandings, oral or written, not specified in the Proposal and these Terms and Conditions.

Scope of Work and Payment. All equipment and services shall be provided as set forth in the Proposal. USPE shall be paid for work performed as follows:

1. Terms for services are specified in the Proposal. Terms on the invoice apply unless otherwise specified in the Proposal. Current terms on the invoice are net Ten (10) days from Customer's receipt of the invoice.
2. Terms on the invoice unless otherwise specified in the Proposal, are net ten (10) days from Customer's receipt of invoice.
3. In the event USPE has not received payment for all fees and cost according to the terms of the invoice, Customer agrees to pay a late payment fee on the unpaid invoice balance at the rate of 2% per month commencing upon the expiration of the invoice terms and continuing until paid.
4. Customer also agrees that if payments are not received according to the terms of the invoice, a stoppage in completing a project may occur without USPE incurring any nonperformance or other legal liability.
5. Customer agrees to pay all costs incurred by USPE in enforcing the terms of this Agreement, including but not limited to, costs of its collection agency and reasonable attorney's fees.
6. Credit card payments are subject to 3% card processing fees.

Prices. Prices quoted are expressly contingent upon all conditions being observed, represented, and warranted at the time of bid. Prices quoted cover only those items which are specifically set forth in the Proposal. All other items will be billed to Customer on a time and materials basis. The prices quoted are for acceptance within fifteen (15) days of the date of Proposal, unless otherwise specified, and are subject to change without notice after that date. Prices quoted do not include soil analysis or clean-up of contamination, unless specifically stated. Labor, materials, and outside services for electrical, concrete, blacktop, excavating or sewer work, and such work not included in the Proposal unless specified. Additionally, required local permits are not included in the Proposal unless specified. Prices quoted on equipment and repair parts are subject to federal, state, and municipal taxes and licenses, which may be in effect, or which may be imposed prior to the actual shipment of materials and equipment. All such taxes and license costs are the responsibility of Customer.

Rights of Offset. Customer acknowledges that U.S. Petroleum Equipment is a division of U.S. Venture, Inc. Customer acknowledges that U.S. Venture, Inc. and its divisions, subsidiaries, and affiliated entities ("U.S. Venture") may set-off any amounts that U.S. Venture owes to Customer, or to any of Customer's parent entities of any tier, affiliated entities of any nature, and subsidiaries of any tier, divisions, successors, and assigns, and any surviving, resulting, or transferee corporation, partnership, or other business entity of any one or more of them ("Customer Entities") against any amounts owed to U.S. Venture by any of the Customer Entities, whether such setoff arose before, concurrently with, or after the date for which U.S. Venture owes money to Customer.

Delivery. USPE will endeavor to maintain delivery dates and schedules but cannot guarantee them. USPE shall not be liable for any costs or damages of Customer under this provision, including, but not limited to, loss of profits or business.

Limited Warranty. All materials and equipment, whether new or used, are purchased "AS IS" from USPE. Products sold may be warranted by the manufacturer of the product but only to the extent of any warranty offered by the manufacturer. Unless specifically stated in the Proposal, Customer shall register the equipment with the manufacturer. Any manufacturer warranties existing on new equipment furnished as part of the Proposal are passed through from USPE to Customer according to each manufacturer's policy, and in such cases, Customer's warranty shall be limited to that provided by the manufacturer(s). Ordinary use; wear and tear; or damage from abuse, neglect, accident, maladjustment, or failure by Customer to maintain equipment properly is excluded from coverage.

For a period of one (1) year from the date of completion of the project, USPE will at its sole discretion, install any equipment or materials covered by a manufacturer's warranty. If an item(s) is not covered by manufacturer's warranty, Customer may at its sole cost, pay for the equipment and materials and USPE (at its sole discretion) will install at no charge to the Customer. This labor warranty from USPE is null and void in the event the Customer or third party performs subsequent work on the equipment installed or repaired by USPE.

CUSTOMER AGREES TO RELEASE, INDEMNIFY, HOLD HARMLESS, AND DEFEND USPE FROM AND AGAINST ANY AND ALL CLAIMS, LIABILITY, AND CAUSES OF ACTION AT LAW OR EQUITY FOR LOSS, DAMAGE, INJURY OR DEATH TO PERSONS AND PROPERTY, INCLUDING BUT NOT LIMITED TO ENVIRONMENTAL CONTAMINATION, LEAKS, SPILLS, RELEASES, OR DISCHARGES BY WHATSOEVER OR HOWSOEVER CAUSE OR SOURCE, ARISING OR OCCURRING FROM ANY NEW OR USED EQUIPMENT RECEIVED FROM BY CUSTOMER FROM USPE.

THERE ARE NO WARRANTIES, EXPRESS OR IMPLIED, INCLUDING, BUT NOT LIMITED TO, ANY WARRANTIES OR MERCHANTABILITY OR OF FITNESS FOR A PARTICULAR PURPOSE, WITH RESPECT TO THE EQUIPMENT AND SERVICES DESCRIBED IN THE PROPOSAL.

Limitation of Liability. USPE shall be liable only for damages that are the sole negligence of USPE and that USPE's total liability (if caused by USPE's sole negligence) shall not exceed \$50,000.00, or the total fees payable to USPE for the particular project, whichever is less. USPE shall not be liable for any special, punitive, incidental, or consequential damages (including without limitation, loss of profits or income, loss of use of property, business interruption, cost of replacing goods or services, or third party claims).

Any claims, demands, or cause of action against USPE arising from or related to in any way to the Proposal, or to work, services, or goods or products provided by USPE pursuant to the Proposal, must be brought within one (1) year from the date the work, service or provision of goods or products has been completed.

Compliance with Laws. Environmental compliance is Customer's responsibility. Its failure to comply strictly with applicable federal, state or local requirements, rules and/or regulations (including but not limited to those applicable to notice) shall completely void all warranties of USPE. Customer agrees to hold USPE harmless from and indemnify and defend against any claims or liability relating to Customer's failure to comply strictly with any federal, state or local requirements, rules and/or regulations (including but not limited to those applicable to notice).

Insurance/ownership/registration. Customer is responsible for maintaining (or ensuring that the owner of the property maintains if Customer is not the owner), evidence of ownership of the property on which the Project is taking place, insurance on the property and equipment purchased from USPE, and registration of any such equipment as may be required to comply with any local, state and federal laws, regulations or industry standards.

Termination. USPE may, without prejudice to any right or remedy, terminate its relationship with Customer and suspend all work or delivery of goods upon notice to Customer.

Unforeseen Conditions. If unforeseen conditions arise that affect the scope of services, time for performance, or the risk involved, USPE shall notify Customer. USPE may then, at its sole discretion, modify the scope of work, modify the price, stop work until arrangements satisfactory to USPE have been made, or terminate the services by notifying Customer in writing. USPE shall be entitled to compensation for its services performed through the time of termination. If abnormal soil conditions or weather conditions or other unforeseen conditions result in additional cost, those additional costs will be billed on a time and materials basis.

Jurisdiction and Venue. Customer agrees that this Proposal shall be governed by Wisconsin law and jurisdiction and venue will be the Outagamie County District Court of Wisconsin, or the Federal District Court Eastern District of Wisconsin (Green Bay Division).

Waiver of Right to Jury Trial. USPE AND CUSTOMER WAIVE THEIR RESPECTIVE RIGHTS TO A JURY TRIAL OF ANY CLAIM OR CAUSE OF ACTION BASED UPON OR ARISING OUT OF THE PROPOSAL OR ANY DEALINGS BETWEEN THEM RELATING TO THE SUBJECT MATTER OF THIS PROPOSAL. USPE AND CUSTOMER ACKNOWLEDGE THAT THIS WAIVER IS A MATERIAL INDUCEMENT TO ENTER INTO THIS AGREEMENT. THIS WAIVER IS IRREVOCABLE, MEANING THAT IT SHALL APPLY TO ANY SUBSEQUENT AMENDMENTS, RENEWALS, SUPPLEMENTS OR MODIFICATIONS TO THIS AGREEMENT OR TO ANY OTHER DOCUMENTS OR AGREEMENTS RELATING TO THE TRANSACTION CONTEMPLATED HEREBY. IN THE EVENT OF LITIGATION, THIS AGREEMENT MAY BE FILED AS A WRITTEN CONSENT TO A TRIAL BY THE COURT.

Utilities and Underground Structures. USPE will take reasonable precautions to avoid damage to utilities or other underground structures. Customer shall indemnify, defend, and hold USPE harmless for any damage to utilities or underground structures, and from any claims, liability, or damages resulting from utilities or underground structures that were not properly called to USPE's attention. Such indemnity shall include payment of litigation costs, expert's fees, and attorney's fees incurred by USPE.

Duties of the Customer. Customer warrants that it has disclosed all adverse or unfavorable site conditions which may affect this Proposal. Customer represents and warrants that all information provided to USPE is complete and accurate. Customer represents and warrants it has and will comply with all applicable local, state, and federal laws. Customer shall protect the site against damage, injury, or loss and shall carry insurance in an amount sufficient to cover replacement values, naming USPE as loss payee and additional insured. Customer is responsible for providing Builder's Risk insurance coverage. Customer is responsible for providing liquid ballast for filling underground storage tanks immediately upon setting the tanks during excavation. USPE shall not be liable for damage to the ballast, including without limitation, damage due to contamination or loss of product. Customer shall keep accurate, daily inventory records on products stored in tanks, lines, and dispensing equipment and shall promptly notify USPE of all shortages or losses. Precision testing procedures performed on any portion of the underground storage tank systems are designed to detect leaks and USPE shall not be responsible for any contamination resulting from spills or releases which may occur before, during or after such tests.

PCI/EMV Security Standard Requirements. This Proposal may include components to assist with implementing a program to maintain compliance with PCI security standard requirements, but may not provide the entire solution. Additional items such as software, network gateways, and secure routers may be needed to provide full compliance. Periodic inspection of devices and components, along with tracking these assets, and ensuring a secure network with limited access is also an important part of maintaining compliance with the standards. If additional components, software or equipment are required, those additions will be billed on a time and materials basis along with the labor necessary to install, program and setup. Components supplied by the Customer must be approved prior to scheduling upgrades. USPE does not guarantee compliance as compliance with the PCI security standard is the sole responsibility of the owner/operator of the facility. **CUSTOMER AGREES TO RELEASE, INDEMNIFY, HOLD HARMLESS, AND DEFEND USPE FROM AND AGAINST ANY AND ALL CLAIMS, LIABILITY, AND CAUSES OF ACTION AT LAW OR EQUITY ARISING OR OCCURRING FROM THE REMOVAL AND DISPOSAL OF CUSTOMER'S EQUIPMENT.**

Hardware/software compatibility. In connection with this Proposal, the parties assume that any fueling system hardware and software supplied by Customer is inherently compatible and required only routine start-up programming. If on start-up, it is discovered that the hardware and/or software is not compatible or has innate deficiencies that require additional configuration or upgrading, USPE shall be entitled to full payment of the Contract Price under the Proposal including any extra charges to complete changes to customer equipment.

Digging/excavating clause. Digging and excavating quotations are based on normal soil conditions. Should any digging or excavating be included in the USPE Proposal, and any heavy rock, shale, water frost or unusual doffing be encountered, the Proposal price shall be increased at USPE's normal labor hourly rate except that any outside contract work required shall be charged at USPE's cost plus its customary administrative charge. In the event of cave-ins, and the necessity to shore or slope hole, all associated cost with the removal of the excess soil and replacement with either sand or gravel will be considered an extra and all such cost shall be borne by Customer. In the event underground structures, cables, conduit, debris, rick, water, utilities, or running sand are encountered, destroyed or damaged during the performance of the work, USPE shall not be held responsible, and Customer shall indemnify and save harmless USPE and its contractors, agents and employees from all suits, actions, or claims brought about by such encounter, destruction or damage. Should dewatering be required, the USPE shall not be responsible for disruption of adjacent backfill materials whether known or unknown at the time of excavation, repairs to paving, concrete, structures shall be borne by Customer. USPE is not responsible for removal/disposal of waste water if de-watering of the sump is necessary. Finished grades are to be established and verified by Customer.

Tank Floating Clause. Customer shall fill all underground storage tanks installed by USPE with liquid for ballast immediately upon notification from USPE that a tank(s) has been set into an excavation ("filling notification"). USPE shall not be responsible for any contamination or loss of product used for ballast. If any tank floats after Customer receives filling notification, USPE shall not be liable for any damages to equipment, and labor and materials cost to reinstall tanks, if floating occurs, costs shall be borne by Customer.

Cold weather Concrete. In the event that concrete is poured during cold weather, USPE is not responsible for chipping, cracking, or spaulding of concrete, due to cold weather pours. Furthermore, USPE is not responsible for additional cost of heated concrete, unless otherwise specified in the contract. It is highly recommended that salt or any chemical based deicer is NOT used for a period of at least 24 months after installation to prevent concrete related problems.

Notice of Lien Rights. As required by the Wisconsin construction lien law, USPE hereby notifies owner/customer that persons or companies performing, furnishing, or procuring labor, services, materials, plans or specifications for the construction on owner's/customer's land may have lien rights on owner/customer's land and buildings if not paid. Those entitled to lien rights, in addition to USPE are those who give the owner/customer notice within sixty (60) days after they first perform, furnish, or procure labor, services, materials, plans or specifications for the construction. Accordingly, owner/customer probably will receive notices from those who perform, furnish, or procure labor, services, materials, plans, or specifications for the construction, and should give a copy of each notice received to the mortgage lender, if any. USPE agrees to cooperate with owner/customer and owner's/customer's lender, if any, to see that all potential lien claimants are duly paid. This notice is given for purpose of identification, and is not a claim to you or your lender for payment.



Installing Confidence™



Mobile Column

HEAVY DUTY LIFTING SYSTEMS

Dependable
Mobile
Buy America
World
Ergonomic
Performance
FLEET
Versatile
Productive
Reliable
FAST
Best Techs
Legendary
HEAVY DUTY
Career Extender
Adjustable
Employee Retention
Innovative
Patented
RedFire™
Remote controlled
Battery
Efficient
ENVIRONMENTALLY FRIENDLY
Flex™
MACH™
Wireless
MACH™
Wireless
Flex™



www.rotarylif.com



Shown: MCHM419U1A00 / Wireless remote-controlled model

POWERED BY
RedFire

WIRELESS CONTROLS
NO CABLES / NO CORDS



FLEXMAX419
18,800 lbs. capacity column



Shown: MCHM419U100

Rotary FLEXMAX™ feature column capacities at 18,800 lbs. and 14,000 lbs. in multiple configurations.

Service everything from light-duty passenger vehicles to heavy-duty trucks. This electro-hydraulic system with adjustable lifting forks can be operated in both odd and even groups of columns.

Battery operated with on-board charger - no power cords to clutter up the service bay. 24V DC batteries with 110V charging system. Group of 2. Batteries purchased separately for international use.

Inverted hydraulic cylinder rod located inside the carriage, protects chrome piston rod from debris and damage.

Easy to move adjustable forks improve set up time.

Spring loaded steering and braking system eliminates the need to manually operate the jacks. Automatically prevents movement on sloped floors.

Digital column gauges display vehicle height and weight

Forklift pockets provide convenient way to relocate columns within your shop.

All models are **ALI Gold Certified**

18,800 LBS. COLUMN CAPACITIES **MCHM19 | FLEX MAX™**

Group of 2 columns / 37,600 lbs. Capacity
Group of 4 columns / 75,200 lbs. Capacity
Group of 6 columns / 112,800 lbs. Capacity
Group of 8 columns / 150,400 lbs. Capacity



Rise	70" (1778 mm)
Column width	45.5" (1156 mm)
Wheel Rim Size	9" to 24" (228 to 610 mm)
Clearance / fork to column	10" (254 mm)
Speed of rise	78 seconds
Charging voltage	110v charger* (2.5 amps max.)

FLEXMAX™

REMOTE-CONTROLLED LIFTING

Unmatched lifting versatility and flexibility with the mobility to monitor and adjust your columns anywhere in your shop.

POWERED BY

RedFire
LIFT UP TO 150,400 LBS.

Premium FLEXMAX™ lifts provide wireless, remote-controlled flexibility plus added operational controls at each column giving technicians the choice to work in the most comfortable, productive and efficient way possible.



Ergonomic, wireless hand-held remote control walks the technician through the system set up. Status lights indicate standby or paired columns.

Controller features include:

- On/off power button with info screen
- 2-speed joystick control with auto resume
- Single lower-to-lock button with E-stop control
- Remote battery indicator
- Press Protect™ eliminates accidental button presses
- Audible warning when operator is out of range
- 99 system IDs eliminate communication interference
- Height and weight digital display gauge displays
- Software upgrades can be made wirelessly



WATCH THE PRODUCT VIDEO
See how fast and easy it is to set up and operate FLEX lifts

FLEXMAX™ single column controls allow user with remote to select and change column groups and cycle lifts from any column. Includes large screen designed for the toughest shop.



Exclusive LOCK LIGHT™ indicates when a column is on its locks

Environmentally-friendly benefits:

- Surface mounted - no excavation or site prep
- Optional LED lighting
- More than 98% recyclable
- Compatible with all bio fluid hydraulic oils



14,000 LBS. COLUMN CAPACITIES **MCHM14 | FLEX MAX™**

Group of 2 columns / 28,000 lbs. Capacity
Group of 4 columns / 56,000 lbs. Capacity
Group of 6 columns / 84,000 lbs. Capacity
Group of 8 columns / 112,000 lbs. Capacity



Rise	69" (1760 mm)
Column width	43" (1092 mm)
Wheel Rim Size	9" to 24" (228 to 610 mm)
Clearance / fork to column	10" (254 mm)
Speed of rise	68 seconds
Charging voltage	110v charger* (2.5 amps max.)

* Call factory for alternate voltage

MCHW18

WIRELESS MACH™ SERIES LIFTS MOBILE LIFTING TECHNOLOGY WITH INTUITIVE CONTROLS AT EACH COLUMN

The MACH SERIES Mobile Column lift system is the faster and easier choice for your maintenance facility. The set-up time and lifting speed beats the competitor hands down with fewer steps required by the technician to put the lift in service.

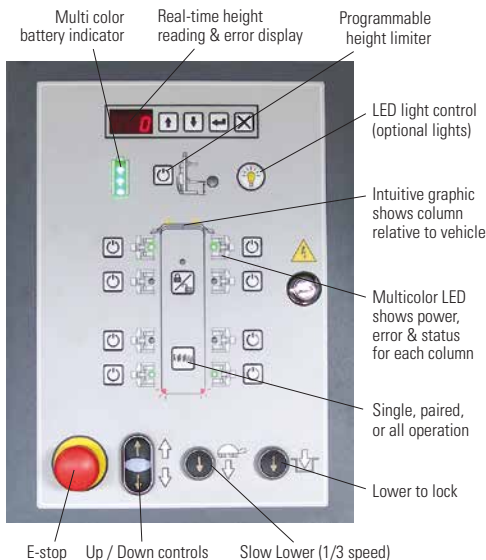
Industry exclusive intuitive control console

- no master / slave column



WATCH THE
PRODUCT VIDEO

Learn more about
our industry-leading
lift features



OPTIONAL WIRED / CORDED COLUMN COMMUNICATION

Includes Retractable Cord Reels with Quick Connect Cables

Easy one-handed connectivity between columns, don't waste time handling cables every time you use the lift.

Innovative Horseshoe Wiring

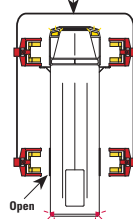
Wired MCH columns use just three cables which form a horseshoe, so the front or back of the lift is always open. Vehicles can be driven in and out of the bay without having to disconnect and reconnect cables saving time with each service.

NOTE: Wired column configuration is a FIELD UPGRADE ONLY.

Consult factory representative for details



Communication Cable



AC POWERED LIFT OPTION

Operate your mobile lifting system without the use of batteries.

- 208/230/460 VAC available

- Sold in groups of 2 and 4 configurations

Consult factory representative for details



WIRELESS CONTROLS
NO CABLES / NO CORDS



Shown: MCH618100

MCHW618

18,000 lbs. capacity column

Rotary wireless MACH™ SERIES feature column capacities at 18,000 lbs. in multiple configurations.

Rotary's versatile wireless mobile column lifts give you the option of not being tied to a bay. Easy to use design gives techs the option to control lift from any column.

Take advantage of the power and mobility to make your repairs anywhere in your shop!

Battery operated with on-board charger - no power cords to clutter up the service bay. 24V DC batteries with 110V charging system. Group of 2. Batteries purchased separately for international use.

Inverted hydraulic cylinder rod located inside the carriage, protects chrome piston rod from debris and damage.

Easy to move adjustable forks improve set up time.

Spring loaded steering and braking system eliminates the need to manually operate the jacks. Automatically prevents movement on sloped floors.

Forklift pockets provide convenient way to relocate columns within your shop.

All models are **ALI Gold Certified**

18,000 LBS. COLUMN CAPACITIES **MCHW18 | WIRELESS**

Group of 2 columns / 36,000 lbs. Capacity
Group of 4 columns / 72,000 lbs. Capacity
Group of 6 columns / 108,000 lbs. Capacity
Group of 8 columns / 144,000 lbs. Capacity

Rise	70" (1778 mm)
Column width	45.5" (1156 mm)
Wheel Rim Size	9"to 24" (228 to 610 mm)
Clearance / fork to column	10" (254 mm)
Speed of rise	78 seconds
Charging voltage	110v charger* (2.5 amps max.)

* Call factory for alternate voltage



VERSATILE DRIVE-ON CONVERSION

MACH4 PLUS

RUNWAY LIFTING SYSTEMS

36,000 / 60,000 LBS. CAPACITIES

Convert your mobile column series lifts into a heavy duty drive-on lift for vehicle inspection and wheel service.

FEATURES:

Drive on runways accommodate wheelbases up to 33' (396")

Fully hydraulic operation with low electrical usage and controls at all 4 columns

Super fast battery operation. No power? No problem.

Fewer moving parts - no cables or sheaves to maintain equals less maintenance and wear

Internal airlines included for optional rolling jacks and air tools



**For MACH
and Flex Series
Column Lifts**

M140015RD

60,000 lbs. capacity lift



Shown: MCH418U100 with
M140015 runway system



Shown: MCH418U100 with
M140015 runway system

M140129

36,000 lbs. capacity

For FlexMAX 14
Mobile Columns

Maximum wheel base 30'

M140015

60,000 lbs. capacity

For MCH418 and
FlexMAX 19 Mobile Columns

Maximum wheel base 33'

MACH4 PLUS RUNWAY SYSTEMS

MODELS	M140129CG 414K MOBILE COLUMNS	M140015RD 418K / 419K MOBILE COLUMNS
Lifting Capacity	35,900 lbs. (16,283kg) †	60,000 lbs. (27215kg) † †
Maximum Wheelbase	25' (300"/ 7,620mm)* 30' (360"/ 9,144mm)*	33' (396"/ 10058mm)**
Max. Rise / Floor to top of runway	79" (2,007mm)	78" (1981mm)
Length Overall	33' 11-3/4" (10,358mm) 38' 11-3/4" (11,882mm)	40' 7-1/2" (12382mm)
Width Overall - outside controls	16' 3-3/8" (4963mm)	15' 11" (4851mm)
Height of Columns when raised	89" (2260mm)	144 - 3/4" (3677mm)
Width of Runways	28" (711mm)	28" (711mm)
Drive Thru Between Columns	12'-4" (3607mm)	11'-10" (3607mm)
Runway Spacing	45" (1143mm)	45" (1143mm)
Rise Time	68 seconds	78 seconds
Ramp Angle	7 degrees	10 degrees
Power Usage	Battery powered Charges on 110V	Battery powered Charges on 110V

† WITH FLEX MAX 14 SERIES LIFTS † † WITH MCH18 SERIES and FLEX MAX 19 SERIES LIFTS

*Both 25' and 30' runway length models are available as 35,900 lbs. capacity lifts

**Both 28' and 33' runway length models are available as 60,000 lbs. capacity lifts

OPTIONAL RUNWAY LIFT ACCESSORIES

Rolling Bridge Jacks

Air operated rolling bridge jacks can be attached to the runways creating additional lifting options for greater versatility.

FOR 36,000 lbs. CAPACITY LIFTS

RJ14ABK / 14,000 lbs (6350kg) with lock

RJ22ABK / 22,000 lbs (9979kg) with lock

FOR 60,000 lbs. CAPACITY LIFTS

RJ25BK / 25,000 lbs. (11363 kg) with lock



Air operated
rolling bridge jacks

Portable Maintenance Jack Stands

RS20YL / Screw-Type Adjustable

56.1"-82.3" / 20,000 lbs. Capacity

RS20WYL / Welded Version of RS20YL

RS20S2SYL / Screw-Type Adjustable

34.3 "-55.5" / 20,000 lbs. Capacity

RS36SYL / Screw-Type Adjustable

55.31"-82.28" / 36,000 lbs. Capacity



All jack stands meet the required ASME PASE-2014
safety requirements for portable service equipment.

Always use safety stands when installing or removing heavy components.

Air Operated Tire and Wheel Lifts

Offers maximum maneuverability and adjustable lifting and lowering speeds. Provides technicians with responsive and easy positioning of the tire and wheel, easy alignment of the wheel and hub and a quick transfer to the wheel balancer. Includes air hose and auxiliary air tool connection.

MW-200 / 200 lbs. capacity

MW-500 / 500 lbs. capacity



LED Runway Lighting Kit

FA5700 / TECH LIGHT™ Line Light 4



Attach the four 54" light wands to runways for effective, efficient lighting where you need it.

Lighting unit includes:

60W power supply unit

16' cable lengths

8 magnetic suspensions

120V AC input voltage at 60hz

Drive-Thru Ramp Kit

M140099RD / 10' Ramps

Adding a drive-thru ramp kit creates a quick and easy on-off service operation for service bays.



FORE and AFT END LIFT KIT

M140168YL

FRAME-ENGAGING / WHEELS-FREE

18,000 LBS. CAPACITIES

MULTI-FUNCTION LIFT KIT

Features the widest reach in the industry at 43". For use with two MCHW18, MCHM14 or MCHM19 mobile columns on full frame vehicles

Kit comes standard with 3.5", 5", and 10" adapter extensions for greater reach.



Wheels-free, frame-engaging end lift kits enable lifting by the front and rear of the vehicle using stacking adapters.



Shown: MCH418U100 with
M140168 frame lift kit
18,000 lbs. capacity lift



M110108BK

Optional storage cart for lifting kit

M130242

Ball Hitch Adapter for use with M140168YL

M120651

Wide center adapter for use with M140168YL



**SERVICE TWO VEHICLES AT ONCE USING
A SINGLE SET OF 4 COLUMNS**

FORE / AFT END LIFT KIT #M140168

SPECIFICATIONS	
Column Configuration	2 columns
Capacity per set	18,000 lbs.
Rise	69"
Fork to column clearance	10" (254 mm)
Adapter reach	12" Narrow Position 43 1/2" Widest Position 9 1/2" Lowest Pickup Height
Speed of rise	78 seconds / 68 seconds

FRAME-ENGAGING CROSS BEAM KITS

21,000 TO 32,000 LBS. CAPACITIES

Pick up buses, RVs and more with wheels-free, frame-engaging cross beam kits. Beam vehicle spotting allows technicians to service wheels and tires with ease.

All kits are designed for use with MCHW418 or MCHM419 Series lifts.

WARNING:

Never exceed rated capacity.
Refer to operating instructions supplied with lift for proper lifting procedures.

Operate mobile column lifts to desired height.
Always use safety stands as needed or when installing or removing heavy components.



CAUTION:

Never use a bent or damaged crossbeam. Always have an authorized installer make any repairs or replacements. Crossbeams are not to be used as wheel engagement lifts. Do not change or modify the crossbeam in any manner.

LOW PROFILE M140070YL

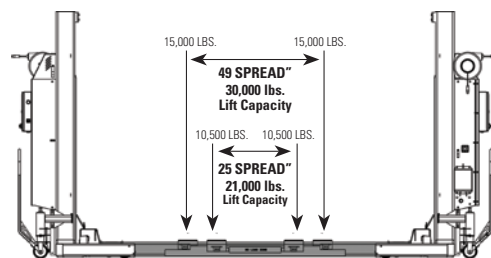
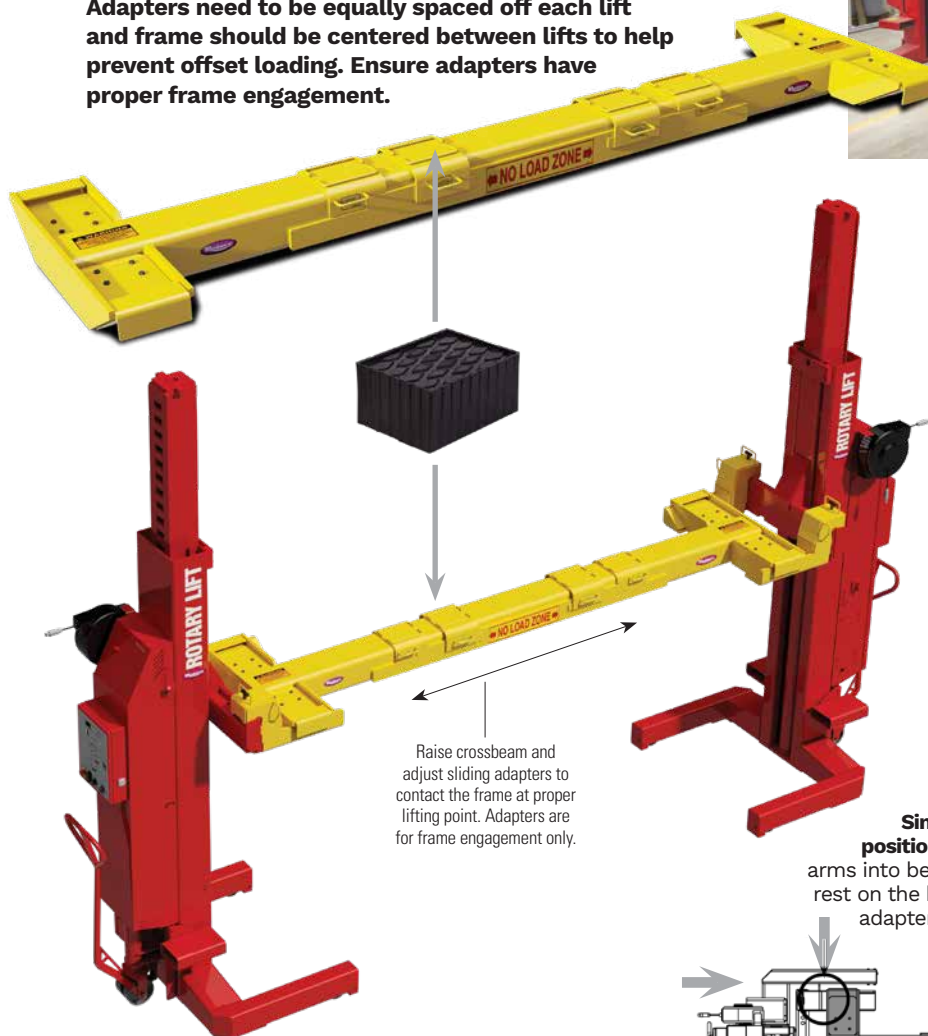
30,000 lbs Capacity at maximum 49" adapter spread
21,000 lbs. Capacity at minimum 25" adapter spread

Kit includes single cross beam and two (2) support blocks per beam

Adapters need to be equally spaced off each lift and frame should be centered between lifts to help prevent offset loading. Ensure adapters have proper frame engagement.



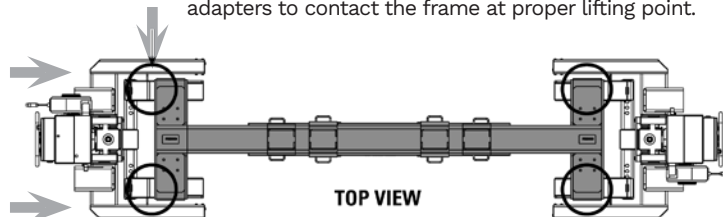
Shown: M140070 low profile cross beam with optional jack stands



CAPACITIES

30,000 lbs. at 49" adapter spread / 15,000 LBS. per adapter
21,000 lbs. at 25" adapter spread / 10,500 LBS. per adapter
ALI THIRD-PARTY GOLD CERTIFIED

Simply push crossbeam lift adapter into desired position under vehicle. Push the mobile column fork arms into beam ends completely until ends of crossbeam rest on the heel of the forks. Raise crossbeam and adjust adapters to contact the frame at proper lifting point.

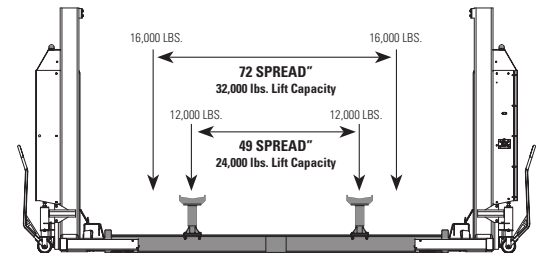
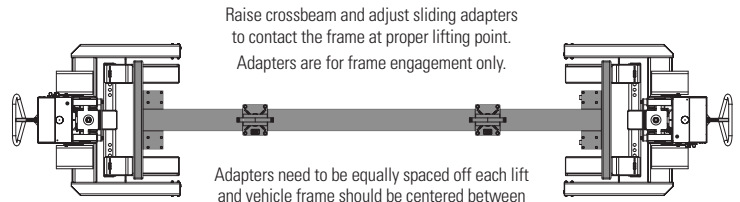



Shown: MCH418U100 with
M140070YL cross-beam kit

SADDLE BEAM ML41YL

32,000 lbs Capacity at maximum 72" adapter spread
24,000 lbs. Capacity at minimum 49" adapter spread

Kit includes single cross beam, 2 pairs of frame-engaging adapters, two 5" and two 8" aluminum adapter extensions



CAPACITIES
 32,000 lbs. at 72" adapter spread / 16,000 LBS. per adapter
 24,000 lbs. at 49" adapter spread / 12,000 LBS. per adapter
ALI THIRD-PARTY GOLD CERTIFIED

DRIVE-ON RAMP STYLE KITS

EXTRA WIDE

FD2448KITYL

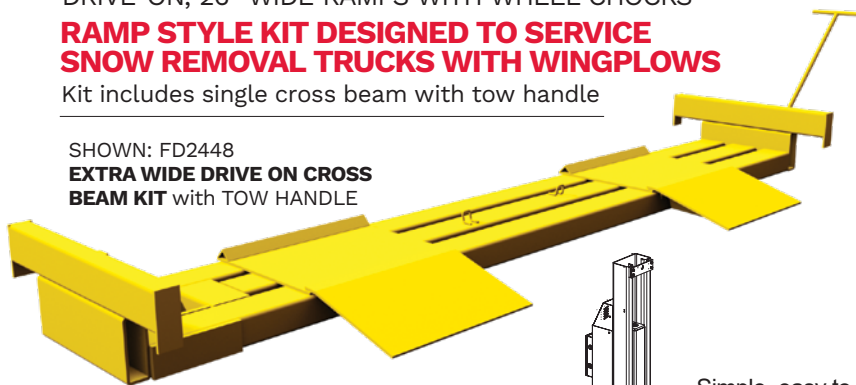
28,000 lbs Capacity / 154" DRIVE-THRU WIDTH

DRIVE-ON, 26" WIDE RAMPS WITH WHEEL CHOCKS

RAMP STYLE KIT DESIGNED TO SERVICE SNOW REMOVAL TRUCKS WITH WINGPLOWS

Kit includes single cross beam with tow handle

SHOWN: FD2448
EXTRA WIDE DRIVE ON CROSS BEAM KIT with TOW HANDLE




PORTABLE
 Built in wheel assembly for mobility

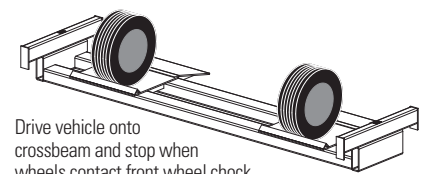
Simple, easy to use drive-on systems

Pull crossbeam adapter into desired position.

Push lift columns under adapter ends and push each in as far as you can.



EXTRA WIDE 154" DRIVE THRU



RAMP STYLE BEAM

FD2353KITYL

22,000 lbs Capacity / 130" DRIVE-THRU WIDTH

DRIVE-ON, 26" WIDE RAMPS WITH WHEEL CHOCKS

RAMP STYLE KIT DESIGNED FOR RV PICK-UP

Kit includes single cross beam

OPTIONAL LIFT ACCESSORIES

Contact the manufacturer for proper lift application

M140112 / Locklight™ Safety Light / MCH Kit

Light indicates when lift is set on its locks
Compatible/retrofitable with DC versions of MCHW columns

M140115 / Locklight™ Safety Light / MCH Kit

Light indicates when lift is set on its locks
For AC mobile columns and MCHW columns with pre-installed pressure gauges

M140171BK / 24V DC LED Service Lamp Kit

Operates on column's battery power. Includes 2 lamps.
Lights ensure workspace around the lift is well illuminated increasing safety

M140001RD / Long Fork Kit / For recessed wheels

Each kit includes two 22" forks and two 8" leg extensions.
Reduces capacity of column to 12,000 lbs.
For 18K MCH and 19K Flex MAX Models

M140041RD / Long Fork Kit / For recessed wheels

Each kit includes two 20" forks and two 8" leg extensions
Reduces capacity of column to 14,500 lbs.
For 18K MCHW and 19K Flex MAX Models

M120304BK / Large wheel adapter (per column)

Adapter allows lifting of vehicles with extremely large diameter wheels.

M140157 / Analog Weight Gauge Kit

For MCHW / RCH Series Lifts

M140150 / Pallet Jack Assembly

Available on 19k MCHM lift columns. Black only

M140003 / Pendant Control

For MCHW Mobile Column Lift System - With 33' cable

M140014 / Service Chip for standard wired and wireless MCHW lifts

M140144 / Service Chip for FLEX MAX columns only

AC100005 / Rotary programming tool for heavy duty lifts

Software for laptop running Windows XP/7/8/10 (Laptop not included)

M140024 / Wireless Upgrade Kit

Upgrades a single column for older column kits
Not available on RCH18 or MCH13 lifts



M140112



M140171BK



M140001RD



M120304BK



M140157

Rotary Lift

2700 Lanier Drive / Madison, IN 47250, USA

rotarylif.com     

Sales:

1.812.273.1622 / 800.640.5438
userlink@rotarylif.com

Tech. Support:

800.445.5438
techlink@rotarylif.com

Government Sales: 800.445.5438 X5655



For additional information:

rotarylif.com/Government-Purchasing-Assistance/

Benefits of Mobile Columns

To put it simply, mobile columns make life easier for you and your technicians.

Want more?

See what our customers have to say.

"We wanted a product that was worth the cost and easy to use and supported our core value of safety. What we found with the Rotary lift system is that it helped reduce the number of knee injuries, back injuries and hand injuries."

- James Enright
Regional Maintenance Director Schneider National

"After extensive testing of multiple mobile column lifts, I chose Rotary mobile lifts as having the most advanced design, most options and ease of relocating being the best choice for the city. After receiving the lifts, Rotary's customer service and local distributor experience was exceptional."

- Daniel S. Corbin
Fleet Operations Manager
Summerville, South Carolina

"The thing that really stood out for us was the remote control. We did not see that anyone else would offer that, I think that its definitely helped us be more efficient. Would I recommend Rotary's FLEX series mobile columns? I absolutely would. The quality is there. The service is there. The parts are available and they're an American company."

- Mitch Corwin
Transportation Supervisor
New Albany Floyd County Consolidated School System, New Albany, IN

"Rotary has been a Godsend to us because the main thing is we get vehicles repaired and back on the road quicker. Our down list that we get every day has shrunk to a quarter of the size that is used to be...it makes a huge, huge difference."

- George Jacobs
President, Windy City Limousine and Bus
Chicago, IL

Choose the right lift for your shop.

Rotary Lift.



SCAN FOR
MOBILE
COLUMN
INFO

Lit# MOBILE SERIES Brochure_2021.05

©2021 VEHICLE SERVICE GROUP™, Printed in U.S.A.,
All Rights Reserved. Unless otherwise indicated, ROTARY LIFT,
VEHICLE SERVICE GROUP™, DOVER and all other trademarks
are property of Dover Corporation and its affiliates.

Manufactured using the following patents:
US Patent No. 6983196 / US Patent No. 8083034

